



OHIO VALLEY CONFERENCE
 215 Centerview Drive, Suite 115
 Brentwood, TN 37027
 Phone - (615) 371-1698
 FAX - (615) 371-1788
 www.OVCsports.com
 www.OVCsports.TV

STAFF

Beth DeBauche, Commissioner
 E-mail: bdebauche@ovc.org

Brad Walker, Associate Commissioner for Operations/COO
 E-mail: bwalker@ovc.org

Jennifer Gibbs, Assistant Commissioner for Championships/SWA
 E-mail: jgibbs@ovc.org

Kyle Schwartz, Assistant Commissioner for Media Relations
 E-mail: kschwartz@ovc.org

Brian Pulley, Assistant Commissioner for External Affairs
 E-mail: bpulley@ovc.org

Matthew Banker, Assistant Commissioner for Institutional Services
 E-mail: mbanker@ovc.org

Heather Brown, Director of Media Relations
 E-mail: hbrown@ovc.org

Jon Kuka, Director of OVC Sport Properties/IMG College
 E-mail: jkuka@ovc.org

Curtis Shaw, Coordinator of Men's & Women's Basketball Officials
 E-mail: user211715@aol.com

MEMBERSHIP

Austin Peay State University - Clarksville, Tenn.
 Member since 1962

Eastern Illinois University - Charleston, Ill.
 Member since 1996

Eastern Kentucky University - Richmond, Ky.
 Member since 1948

Jacksonville State University - Jacksonville, Ala.
 Member since 2003

Morehead State University - Morehead, Ky.
 Member since 1948

Murray State University - Murray, Ky.
 Member since 1948

Southeast Missouri State University - Cape Girardeau, Mo.
 Member since 1991

Southern Illinois University Edwardsville - Edwardsville, Ill.
 Member since 2008

Tennessee State University - Nashville, Tenn.
 Member since 1986

Tennessee Technological University - Cookeville, Tenn.
 Member since 1949

University of Tennessee at Martin - Martin, Tenn.
 Member since 1992

TABLE OF CONTENTS

Introduction

Men's Basketball Contacts.....	IFC
Table of Contents	1
Media Information	2
OVC Style Guide.....	3
Ohio Valley Conference	4-5
OVC Honors and Awards.....	6
Ohio Valley Conference Staff.....	7-10
Conference Alignments.....	11
2014 NCAA Women's Final Four/2012 NCAA Second/Third Rounds.....	12-13
OVC Basketball Venues.....	14-15
OVCsports.TV	16

Men's Basketball Information

Introduction Page.....	17
Men's Basketball Notes	18-19
ESPN BracketBusters.....	20-21
Composite Schedule.....	22-23
Austin Peay.....	24-25
Eastern Illinois.....	26-27
Eastern Kentucky.....	28-29
Jacksonville State	30-31
Morehead State	32-33
Murray State	34-35
Southeast Missouri	36-37
SIU Edwardsville.....	38-39
Tennessee State	40-41
Tennessee Tech	42-43
UT Martin	44-45
2009-10 All-OVC Teams	46-47
Superlatives, Players of the Week, NCAA Stats	47
Overall Team Statistics	48-49
Conference-Only Team Statistics.....	50-51
Overall Individual Statistics.....	52-53
Year-by-Year Final Standings	54-55
Team Champions/Individuals Honors	56-57
OVC Coaches of the Year.....	58
All-Conference Teams.....	59-61
Record Book	62-63
Career and Season Top 10's.....	64-65
Year-by-Year Statistical Leaders.....	66-67
All-Time Players of the Week.....	68-71
OVC Tournament	72-73
All-Time Tournament Results.....	74-75
All-Time All-Tournament Teams.....	76
Tournament Records.....	77
Postseason History	78-80
NCAA Bracket.....	81
OVC Players in the NBA Draft	82

Women's Basketball Information

Introduction Page.....	83
Women's Basketball Notes	84-85
Composite Schedule.....	86-87
Austin Peay.....	88-89
Eastern Illinois.....	90-91
Eastern Kentucky.....	92-93
Jacksonville State	94-95
Morehead State	96-97
Murray State	98-99
Southeast Missouri	100-101
SIU Edwardsville.....	102-103
Tennessee State	104-105
Tennessee Tech	106-107
UT Martin	108-109
2009-10 All-OVC Teams	110
Superlatives, Players of the Week, NCAA Stats	111
Overall Team Statistics	112-113
Conference-Only Team Statistics.....	114-115
Overall Individual Statistics.....	116-117
Year-by-Year Final Standings	118-119
Team Champions/Individual Honors	120
All-Conference Teams.....	121-123
Record Book	124-125
Career and Season Top 10's.....	126-127
Year-by-Year Statistical Leaders.....	128-129
All-Time Players of the Week.....	130-133
OVC Tournament	134-135
All-Time Tournament Results.....	136-137
All-Time All-Tournament Teams	138
Tournament Records.....	139
Postseason History	140-41
NCAA Bracket.....	142

CREDITS

This 2010-11 Ohio Valley Conference Basketball Media Guide was written, designed and edited by Kyle Schwartz, Assistant Commissioner for Media Relations, and Heather Brown, Director of Media Relations. Assistance provided by and a special thanks to the sports information directors at the 11 OVC member institutions for providing content and assistance.

The guide is available at OVCsports.com as a PDF download. Upon request it is also available on CD. The CD also contains the PDF media guides of all 11 OVC schools as well as a Logo/Headshot Library of the Conference office and member institutions. To request a copy, contact Kyle Schwartz or Heather Brown in the OVC office.

SCHOOL WEBSITES

Ohio Valley Conference.....	www.OVCsports.com
Austin Peay	www.LetsGoPeay.com
Eastern Illinois	www.EIUpanthers.com
Eastern Kentucky	www.EKUSports.com
Jacksonville State.....	www.JSUGamecockSports.com
Murray State	www.GoRacers.com
Southeast Missouri.....	www.GoSoutheast.com
SIU Edwardsville	www.siuecougars.com
Tennessee State	www.TSUTigers.com
Tennessee Tech.....	www.TTUSports.com
UT Martin.....	www.UTMSports.com

OVC GAMES ON THE RADIO/INTERNET

Austin Peay

On the Radio	WVRY-FM 105.1
On the Internet.....	www.LetsGoPeay.com
Talent	Greg Walker, David Loos

Eastern Illinois

On the Radio	Hit Mix 88.9 (WEIU)
On the Internet.....	www.weiuhitmix.net
Talent	Mike Bradd

Eastern Kentucky

On the Radio	WCYO-FM 100.7 (m) WEKY-AM 1340 (w)
On the Internet.....	www.wcyofm.com (m) www.wekyam.com (w)
Talent	Greg Stotemyer (m), Sean Hamilton (w)

Jacksonville State

On the Radio	WLJS-FM 91.9
On the Internet.....	www.jsu.edu/92j
Talent	Mike Parris

Morehead State

On the Radio	WIVY-FM (96.3)
On the Internet.....	www.MSUEagles.com
Talent	Chuck Mraz, Matt Andrews (w)

Murray State

On the Radio	WFGE-FM 103.7 (m) WNBS 1340 (w)
On the Internet.....	www.GoRacers.com
Talent	Neal Bradley (m), Kyle Rogers (w)

Southeast Missouri

On the Radio	K-103 FM 102.9
On the Internet.....	www.k103fm.com
Talent	Erik Sean, Jess Bolen

SIU Edwardsville

On the Radio	KFNS 590 AM/WSIE FM 88.7
On the Internet.....	webradio.siue.edu
Talent	Joe Pott, Chris Bray

Tennessee State

On the Radio	WVOL 1470 AM
On the Internet.....	www.wvol1470.com
Talent	Barry Gresham, Albert Dawson

Tennessee Tech

On the Radio	WHUB AM 1400
On the Internet.....	www.TTUSports.com
Talent	Roger Ealey

UT Martin

On the Radio	WCMT-FM 101.3
On the Internet.....	www.UTMSports.com
Talent	Tom Britt, Chris Brinkley

Note: All above radio listings are Flagship stations only and does not include radio network affiliates.

OVC PRESS BOX PHONE NUMBERS

Austin Peay	(931) 221-7155/7156
Eastern Illinois	(217) 581-5135
Eastern Kentucky	(859) 622-5908
Jacksonville State.....	(256) 782-5583
Morehead State	(606) 783-2500
Murray State	(270) 809-5551
Southeast Missouri.....	(573) 651-5014
SIU Edwardsville	(618) 650-2188
Tennessee State	(615) 963-7616
Tennessee Tech.....	(931) 372-6077/6078
UT Martin.....	(731) 881-7694

MEDIA INFORMATION

OVC MEDIA RELATIONS

For more information on the OVC during the year, please contact the OVC Media Relations Department. Kyle Schwartz, Assistant Commissioner for Media Relations, serves as the men's basketball contact and can be reached at (615) 690-6685 or kschwartz@ovc.org. Heather Brown, Director of Media Relations, serves as the women's basketball contact and can be reached at (615) 690-6687 or hbrown@ovc.org.

OVCSPORTS.COM

The official Web site of the Ohio Valley Conference is OVCsports.com. The website is a direct partnership with NeuLion (formerly JumpTV Sports). The Web site contains all the latest news on the conference including releases, statistics and standings.

ONLINE PRESS BOX

The OVC Basketball Online Press Box is a one-stop shop for gathering information about the OVC and its member schools. Media can access it on the Men's or Women's Basketball pages at OVCsports.com (or <http://tinyurl.com/ye7es7p>) and will find important related files and links for every OVC school in one place.

OVC COACHES TELECONFERENCES

During the regular season a monthly teleconference featuring the league's basketball coaches will be held on select Tuesday's (men) and Wednesday's (women). Men's call dates are: Nov. 30, Jan. 4 and Feb. 1 while women's call dates are Dec. 1, Jan. 12 and Feb. 9. All eight men's and women's coaches that make the OVC Tournament field will have a joint press conference on Monday, March 1 at 10 a.m. Central time; a schedule of the teleconference will be determined by seeding.

A schedule of what times coaches will appear is below. Following each teleconference, the audio will be cut-up and posted online at OVCsports.com for free access. If media members would like .mp3 files of any of the coaches comments, please contact the OVC office. For information on how to access the call, please contact Kyle Schwartz in the OVC Office.

Men's Coaches Schedule

10:00 - Call Opens/Announcements
10:05 - Dave Loos, Austin Peay
10:10 - Billy Kennedy, Murray State
10:15 - John Cooper, Tennessee State
10:20 - James Green, Jacksonville State
10:25 - Mike Sutton, Tennessee Tech
10:30 - Jeff Neubauer, Eastern Kentucky
10:35 - Mike Miller, Eastern Illinois
10:40 - Dickey Nutt, Southeast Missouri
10:45 - Jason James, UT Maritn
10:50 - Donnie Tyndall, Morehead State

Women's Coaches Schedule

10:00 - Call Opens/Announcements
10:05 - Kevin McMillan, UT Martin
10:10 - Annette Watts, Jacksonville State
10:15 - John Ishee, Southeast Missouri
10:20 - Sytia Messer, Tennessee Tech
10:25 - Carrie Daniels, Austin Peay
10:30 - Tom Hodges, Morehead State
10:35 - Rob Cross, Murray State
10:40 - Brady Sallee, Eastern Illinois
10:45 - Chrissy Roberts, Eastern Kentucky
10:50 - Tracee Wells, Tennessee State

OVCSPORTS.TV

Now in its fifth year, OVCsports.TV is the league's enhanced interactive media platform that is made possible through a partnership with NeuLion (formerly JumpTV Sports). Fans can view live and on-demand video of all OVC basketball games as well as home non-conference contests and select away non-conference games. Subscriptions are available on a annual, seasonal, monthly or per-game basis. For more information log onto OVCsports.com or OVCsports.TV.

OVC AND SOCIAL MEDIA

Media and fans can get the latest updates on Ohio Valley Conference happenings by using the social media outlets including Twitter and Facebook. Followers and fans of the OVC on each application will get breaking news first and have the chance to access special content and receive special deals. The OVC can be found on Twitter at <http://www.twitter.com/ovcsports> and on Facebook at <http://www.facebook.com/ovcsports>. The OVC also has a YouTube channel (<http://www.YouTube.com/ohiovalleyconference>) for the latest videos and a blog located at <http://www.ovcinsider.blogspot.com>.

OVC TOURNAMENT CREDENTIALS

The 2011 OVC Tournament will be held March 2-5 at Municipal Auditorium in Nashville, Tenn. The deadline to request credentials for the event is **MONDAY, FEB. 28 AT NOON**. For the second year in a row, ALL credentialing will be conducted online through Sport Systems. Complete information on the process will be available in January at OVCsports.com. NO credentials will be mailed; instead they can be picked up in-person at the Municipal Auditorium Media Entrance, located at the back entrance of the arena, off of 5th Avenue (near Gay Street).

OVC TOURNAMENT/PARKING INFO

Parking in downtown Nashville and at Municipal Auditorium is at a premium. There is very little on-site parking for the OVC Tournament. Please visit the following Web site (<http://www.parkit-downtown.com>) to located parking garages and surface lots in downtown Nashville. Municipal Auditorium is located at 417 4th Avenue North, with side streets being Gay (North), Charlotte (South), 5th (West) and James Robertson/4th Avenue (East). Members of the media are encouraged to make their own hotel accommodations; there is no official hotel for the OVC Tournament.



OHIO VALLEY CONFERENCE STYLE GUIDE

Official Institution Name "Nickname"	Preferred Athletics Reference	Unacceptable Usages	PMS Colors
Austin Peay State University "Governors" or "Govs" (men's teams) "Lady Govs" (women's teams)	Austin Peay, APSU	Austin Peay State, AP Lady Governors	200 Red
Eastern Illinois University "Panthers"	Eastern Illinois, EIU	Lady Panthers	2945 Blue, 422 Gray White
Eastern Kentucky University "Colonels", "Lady Colonels" (W-Basketball only)	Eastern Kentucky, EKU	---	209 Maroon, 429 Gray White
Jacksonville State University "Gamecocks"	Jacksonville State, JSU Jax State	Jacksonville, Jack State Lady Gamecocks	186 Red, 122 Gold
Morehead State University "Eagles"	Morehead State, MSU	Morehead	286 Blue, 116 Yellow
Murray State University "Racers", "Thoroughbreds" (baseball only)	Murray State, MSU	Murray, Lady Racers	123 Gold, 289 Blue
Southeast Missouri State University "Redhawks"	Southeast Missouri State Southeast Missouri, Southeast	---	186 Red, 05 Cool Grey Black
Southern Illinois University Edwardsville "Cougars"	SIUE (preferred) SIU Edwardsville	Southern Illinois-Edwardsville SIU-E	485 Red, 462 Dark Brown 7505 Brown, 465 Gold 7504 Light Brown
Tennessee State University "Tigers", "Lady Tigers" (w-basketball only) "Tigerbelles" (W-Track only)	Tennessee State, TSU	---	Reflex Blue
Tennessee Technological University "Golden Eagles"	Tennessee Tech, TTU, Tech	Tenn. Tech, TT	266 Purple, 109 Gold
The University of Tennessee at Martin "Skyhawks"	UT Martin, UTM	Tennessee-Martin UT-Martin, Martin	289 Blue, 151 Orange
Ohio Valley Conference	Ohio Valley, OVC	Valley	194 Maroon, 874 Gold Black



Above are the primary logos for the Ohio Valley Conference member institutions. All logos are trademarks of their respective universities.

This reference is intended only for media-related, non-commercial use. For more information or to request access to logos, contact Kyle Schwartz, Assistant Commissioner for Media Relations, at the Ohio Valley Conference at (615) 371-1698 or kschwartz@ovc.org.



Entering its 63rd year, the Ohio Valley Conference continues to build on the success that has made it the nation's eighth-oldest NCAA Division I conference. For only the second time in a decade, the Conference expanded by adding Southern Illinois University Edwardsville as the league's 11th member in 2008. The move expanded the OVC's geographical footprint to the St. Louis market and marked the first change in membership since expanding to the state of Alabama (Jacksonville State, Samford) in 2003.

The 2009-10 school year saw a change in leadership as Beth DeBauche was named the seventh full-time Commissioner in league history on July 28. She is currently one of just five females to be the head of a Division I conference, and one of just eight to lead a Division I conference all-time. The last three commissioners of the OVC have moved onto jobs as the commissioner of the Big Ten, Big 12 and the Mid-American Conferences.

The OVC's proud history past dates back to 1948, but seeds for the new league were actually planted in 1941. It was then that Roy Stewart, the athletics director at Murray State, Charles (Turkey) Hughes, the athletics director at Eastern Kentucky, and Kelly Thompson, the public relations director at Western Kentucky, first broached the idea of forming a new conference. Discussions were put on hold by World War II, but reemerged Feb. 27-28, 1948 at the Kentucky Hotel in Louisville as the three original institutions combined with Morehead State, Louisville and Evansville to form the OVC.

In the 1950s, the OVC became a pioneer on a much more significant scale socially. During times of racial segregation, league member Morehead State became one of the first non-traditionally black mid-southern institutions to accept a black student. In 1958, Marshall Banks earned athletically-related aid at Morehead, which signed a second black athlete, Howard Murphy, a year later. In 1961, Murphy earned all-conference recognition as a halfback in football. With racial barriers broken, the rest of the institutions in the league began to provide educational and athletic opportunities to African-Americans.

The first Division I-AA/FCS football playoff was held in 1978 with only four teams, which is the only year through present day that the OVC did not field a playoff representative. In 1979, four of the nation's top teams were invited to the playoffs, and two of them - Eastern Kentucky and Murray State - were from the OVC. Eastern Kentucky would go on to win the national championship in each 1979 and 1982.

Football wasn't the only sport in which the OVC was quickly gaining respect. In 1955, the OVC became only the second six-member league nationally to earn an automatic bid to the prestigious NCAA Men's Basketball Tournament, which, at that time, was limited to only 24 participants. The Conference quickly proved worthy of that bid, as Morehead State defeated Marshall (107-92) and Wayne State (95-84) in the 1956 tournament.

Fifteen years later, former OVC member Western Kentucky became the first and only Conference team to reach the Final Four. The Hilltoppers defeated Jacksonville, Kentucky and Ohio State before losing to Villanova in double overtime. WKU went on to finish in third place after beating Kansas 77-75 in the consolation game.

Since that time, the OVC has recorded some of the biggest upsets in the history of the NCAA Tournament. Perhaps the most famous moment came in 1987, when Austin Peay came from fourth place in the regular season to win the OVC Tournament and earn the league's automatic bid. The Governors drew powerful Illinois, and were such big underdogs, that ESPN broadcaster Dick Vitale promised to stand on his head if APSU won the game. After a 68-67 victory over the Illini, and a narrow 90-87 overtime loss to eventual Final Four participant Providence in the second round, Vitale made good on his promise in a visit to Clarksville two months later.

Murray State added to the OVC's string of upsets in 1988 when it knocked off 14th-ranked North Carolina State, 78-75. The Racers' M&M Boys - Jeff Martin and Don Mann - combined for 39 points in the win. MSU nearly went on to the Sweet 16 that year, losing to eventual national champion Kansas, 61-58. A bank shot by Mann that would've given the Racers a one-point lead rolled off the rim with three seconds left. In 1990 as a No. 16 seed, Murray State took No. 1 seed Michigan State into overtime before falling 75-71; that game still marks the closest a No. 16 seed has come to knocking off a No. 1 in men's tournament action. More recently, Murray State has dominated the OVC Tournament, reaching the championship game every year in the 1990's. The Racers' 14 OVC Tournament Championships are the most among all OVC schools.

After former member Middle Tennessee State won a first round game in 1989, the league had a drought as no other OVC team won a NCAA Tournament game for the next 19 years. But Morehead State, coming off a thrilling double overtime OVC Tournament victory over Austin Peay, topped Alabama State 58-43 in the 2009 Opening Round game at Flyer Arena in Dayton, Ohio. The game was played in front of an Opening Round record crowd of 11,346; that crowd included many MSU fans who made the three hour drive from Morehead for the game. The Eagles season would come to three days later when they lost to No. 1 overall seed Louisville, despite playing the Cardinals close for a majority of the game.

In 2009-10, Murray State made OVC history by winning a record 31 games

(31-5) on its way to the league's regular season and tournament championship. In the first round of the NCAA Tournament, the No. 13 seed Racers topped Vanderbilt in thrilling fashion when senior Danero Thomas hit a jumper as time expired to lift MSU to a 66-65 victory. It marked the first OVC team to advance to the second round of the NCAA Tournament since 1989, and snapped a skid of 71-straight losses to Southeastern Conference foes (dating back to 2000-01). In the second round the Racers pushed eventual national runner-up Butler to the brink before losing 54-52.

Through its 62 years, 12 teams have won or shared the league's regular season men's basketball title. Murray State heads the list with a Conference-record 21 outright or shared basketball crowns. Other past champions include former member Western Kentucky (19), Morehead State (9), Austin Peay (8), Eastern Kentucky (6), Tennessee Tech (5), former member Middle Tennessee (5), Tennessee State (2), former member East Tennessee State (2), Southeast Missouri State (1), UT Martin (who won its first in 2008-09) and former member Akron (1).

Among the coaching greats in men's basketball have been Western Kentucky's E.A. Diddle, who retired with 759 victories and 10 OVC titles; John Oldham, who was a member of the very first All-OVC squad and went on to win seven OVC crowns during his coaching tenure at Tennessee Tech and Western Kentucky; Paul McBrayer, who guided Eastern Kentucky to 219 wins and three OVC crowns; and Cal Luther, who is the only person in Conference history to win men's basketball Coach of the Year honors at two league schools - Murray State and UT Martin. Current Austin Peay head coach Dave Loos became the winningest coach in OVC history in 2009-10, netting his 319th victory and passing Luther on the all-time list. Loos enters the 2010-11 season with 331 victories.

There have been an equal number of great players including Western Kentucky's Clem Haskins, who is the only three-time OVC Player of the Year. Several players have won OVC Player of the Year honors twice: Western Kentucky's Jim McDaniel (1969-70 and 1970-71), Murray State's Les Taylor (1971-72, 1972-73), Jeff Martin (1987-88, 1988-89), Popeye Jones (1989-90, 1990-91) and Marcus Brown (1994-95, 1995-96), Austin Peay's Otis Howard (1976-77, 1977-78), Middle Tennessee's Jerry Beck (1980-81, 1981-82), Akron's Joe Jakubick (1982-83, 1983-84), Tennessee State's Carlos Rogers (1992-93, 1993-94) and UT Martin's Lester Hudson (2007-08, 2008-09).

The OVC also has the honor of being the only conference to boast the nation's leaders in scoring, rebounding and assists all in one season. That feat was accomplished in 1991-92 by Morehead State's Brett Roberts (28.1 ppg), Murray State's Popeye Jones (14.4 rpg) and Tennessee Tech's Van Usher (8.8 apg).

In 2007-08, UT Martin guard Lester Hudson became the first men's Division I player to record a quadruple-double in a game, when he registered 25 points, 12 rebounds, 10 assists and 10 steals in a victory over Central Baptist College. Hudson, who ranked fourth in scoring nationally as a junior, returned for his senior season in 2008-09 and was second nationally in scoring (behind Davidson's Stephen Curry) at 27.5 points a contest. Hudson earned numerous honors (including OVC Player of the Year and OVC Male Athlete of the Year in each 2008 and 2009 and All-American status from several outlets) before being drafted by the Boston Celtics with the No. 58 pick of the 2009 NBA Draft. Hudson became the first draft pick for the league since 2004 and only the third pick of the last decade for the OVC.

In the late 1970s, women's athletics began somewhat of a rebirth on the national scene as the NCAA began sponsoring and marketing women's sports. Recognizing the need to provide increased opportunities for female athletes, the OVC established women's championships in the sports of basketball, tennis and track in 1977, with cross country and volleyball added over the next four years. Those sports were initially governed by the Association of Intercollegiate Athletics for Women (AIAW), but the overall strength of women's programs in the league was demonstrated by the automatic bids the OVC instantly received when the NCAA became the governing body in 1982.

Women's basketball in the OVC has been dominated by Tennessee Tech, which has won or shared 16 regular-season titles and owns nine OVC Tournament crowns. In fact, the Golden Eagles have reached the championship game of the OVC Tournament 19 times in the past 29 years. Although Tennessee Tech remains the standard-bearer, four other teams have won 13 of the last 17 OVC Tournaments. Murray State became the latest program to add its name to the list, capturing its first OVC Tournament title in 2008. Austin Peay leads the quartet with seven crowns including four straight from 2000-03 and back-to-back titles in 2009 and 2010, while Tennessee State, Eastern Kentucky and Southeast Missouri each have won titles during that span.

Several coaches have made their mark in the relatively short history of OVC women's basketball. Former Tennessee Tech coach Marynell Meadors posted an amazing 363-139 (72.3%) record at Tech, becoming the first woman in NCAA or AIAW history to win 300 games at the same institution, while former Tennessee State skipper Teresa Phillips earned National Coach of the Year honors from USA Today in 1990 for turning around the Lady Tigers' program before going on to lead TSU to the NCAA Tournament in 1994 and 1995. Tennessee Tech coach Bill Worrell capped a stellar 20-year career in 2005-06 and was inducted into the OVC Hall of Fame in 2007; he compiled a 408-190 record while leading the Golden Eagles to an

FORMER COMMISSIONERS OF THE OVC



Art Guepe
(1963-75)



Paul Dietzel
(1975-76)



Bob Vanatta
(1976-79)



Jim Delany
(1979-89)



Dan Beebe
(1989-2003)



Dr. Jon Steinbrecher
(2003-09)

unprecedented 16 OVC regular-season titles and eight NCAA Tournament appearances, including five straight from 1989-93. Eastern Kentucky's Larry Joe Inman, who retired at the conclusion of the 2007-08 season and was inducted into the OVC Hall of Fame in 2009, won more than 100 games at both Middle Tennessee and EKU, and earned OVC Coach of the Year honors a record eight times - five times at EKU and three at MTSU. He finished his career with 480 career victories.

Many great players have graced the hardwood over the years, including former OVC Players of the Year Brooke Armistead and Gerlonda Hardin from Austin Peay, Pam Chambers, Jerilyn Harper, Cheryl Taylor, Angela Moorehead, Roschelle Vaughn, Diane Seng, Janet Holt and Emily Christian from Tennessee Tech; Morehead State's Donna Murphy and Priscilla Blackford; Eastern Kentucky's Kim Mays; Southeast Missouri's Gray C. Harris; and most recently Murray State's Ashley Hayes who was the OVC Player of the Year in 2007-08 and 2008-09.

Morehead State center Brittany Pittman set new school, league and NCAA standards for blocked shots in 2008-09. Pittman swatted 164 shots during the season, setting a new NCAA single-season record (which has since been broken). During the campaign, only her second with the Eagles, she also set career block records for both Morehead State and the OVC (287).

The league also had another historical moment in November 2008 when the NCAA awarded Nashville the 2014 NCAA Women's Division I Final Four. The OVC will serve as the host of the prestigious event, which is one of the biggest sporting events the city of Nashville can host. The event will be held at Bridgestone Arena in downtown Nashville.

The OVC has also produced several Olympic athletes, including Murray State's Morgan Hicks, who was a member of the 2004 United States Olympic Rifle Team and Morehead State's Brian Shimer who competed in five Winter Olympics in bobsled (winning a bronze medal in 2002) and coached the 2010 United States bobsled team to its first gold medal since 1948. In addition, some of the greatest players in professional sports were educated at OVC institutions. The list includes former greats such as football's Phil Simms (Morehead State), basketball's Clem Haskins (Western Kentucky) and Bubba Wells (Austin Peay) and two-sport star Steve Hamilton (Morehead State) to present-day standouts like basketball player Trenton Hassell (Austin Peay), football player Tony Romo (Eastern Illinois) and baseball players George Sherrill (Austin Peay) and Jon Rauch (Morehead State). Hamilton is the only athlete to ever play in the NCAA Basketball Championship, a Major League Baseball World Series (New York Yankees) and a NBA Championship Series (Los Angeles Lakers).

The playing field is not the only place where OVC athletes are working hard. The league also recognizes excellence in the classroom. Six Scholar-Athlete Awards are presented yearly to male and female athletes, while others are commended for their academic success by being Medal of Honor recipients or earning

a spot on the Commissioner's Honor Roll. Additionally, the league annually presents one institutional Academic Achievement Award, as well as separate team awards in each Conference-sponsored sport. Since the College Sports Information Directors of America (CoSIDA) Academic All-America program began, the Ohio Valley Conference has had 192 student-athletes honored with the award, including 25 over the last two years (2008-09, 2009-10).

Through the early years of the league, administrators wrestled with fan behavior due to the close proximity of the Conference members and the intense rivalries which developed. Just as it did decades ago, the OVC took the leadership role on what has become a national issue. In 1995, the OVC implemented a first-of-its-kind "Sportsmanship Statement," a policy which promotes principles of fair play, ethical conduct and respect for one's opponent. The statement has become a model for others to follow across the nation, and has answered the challenge of the NCAA Presidents Commission to improve sportsmanship in collegiate athletics.

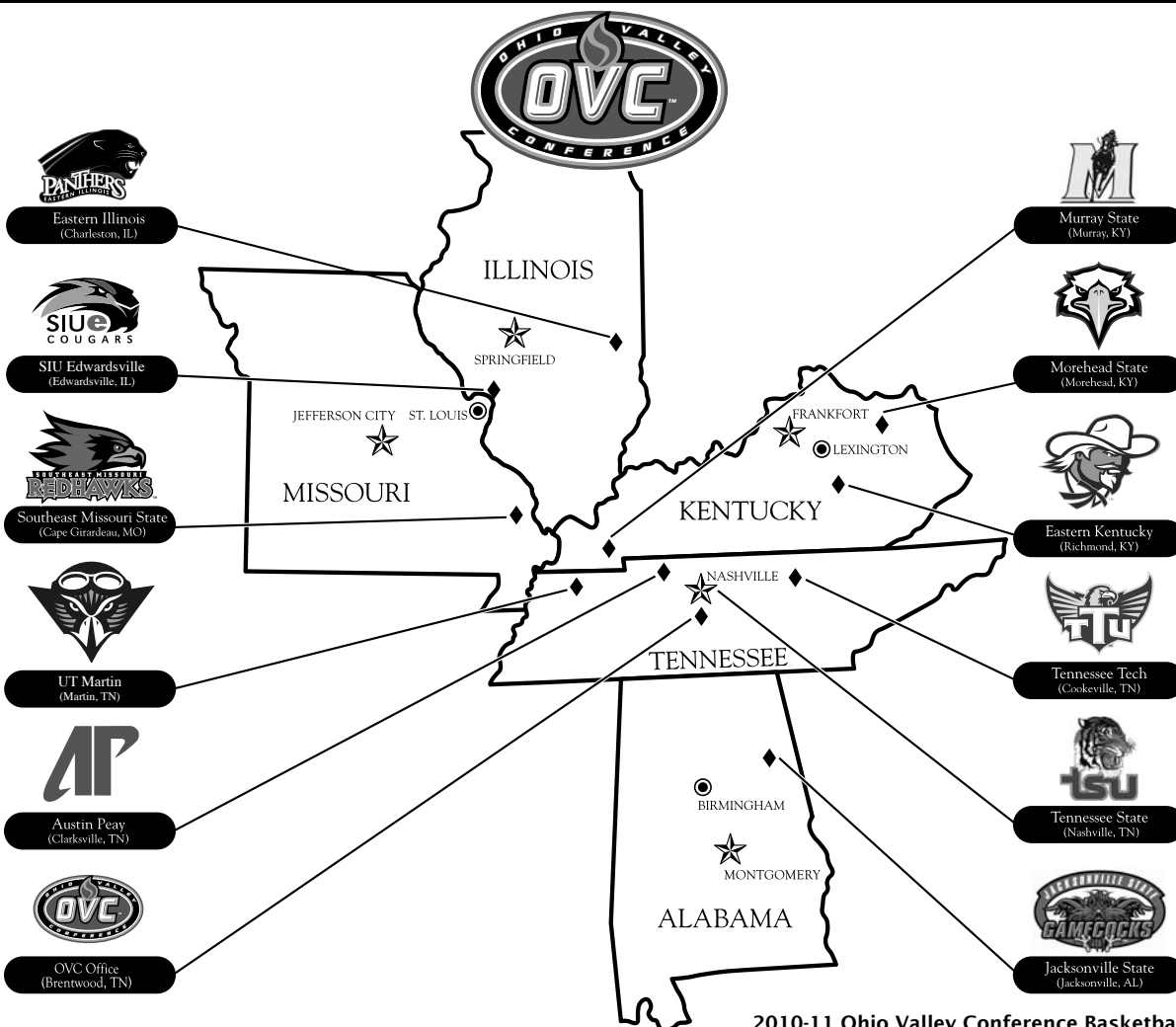
Additionally, the OVC annually presents the Steve Hamilton Sportsmanship Award, in honor of the former Morehead State student-athlete, coach and athletics director, to a junior or senior student-athlete with significant athletic contributions who best exemplifies the characteristics of sportsmanship and citizenship. Most recently, the Conference has also implemented the OVC Institutional and Team Sportsmanship Awards, which are presented to one institution and 18 sport-specific teams voted by their peers to have best exhibited the standards of sportsmanship and ethical conduct as outlined by the OVC and NCAA.

The vision of leadership demonstrated by the Founding Fathers in 1948 remains alive today as the Ohio Valley Conference prepares for the future. One example is in regard to the current trend in collegiate athletics administration for increased involvement of university presidents in setting policies and making rules. The presidents of OVC institutions, however, have always governed the Conference, long before presidential governance became a national theme.

The Ohio Valley Conference sponsors the following sports: baseball, basketball, cross country, football, golf, tennis and track for men, and basketball, cross country, golf, soccer, softball, tennis, track and volleyball for women. In addition, the OVC also sponsors the combined men's and women's sport of rifle.

Now in its seventh decade of competition, the Ohio Valley Conference has grown significantly from its humble beginnings while increasing the number of athletics opportunities it provides for students. Current league representatives include charter members Eastern Kentucky University, Morehead State University and Murray State University, along with Austin Peay State University, Eastern Illinois University, Jacksonville State University, Southeast Missouri State University, Southern Illinois University Edwardsville, Tennessee State University, Tennessee Technological University and the University of Tennessee at Martin.

A LOOK AT THE OVC



OVC HONORS AND AWARDS

The Ohio Valley Conference implemented a first-of-its-kind "Sportsmanship Statement," a policy promoting fair play, ethical conduct and respect for one's opponent in 1995. The statement answered a challenge of the NCAA Presidents Commission to improve sportsmanship in college athletics, and has become a model for others to follow across the nation.

The development of the OVC sportsmanship statement began in June 1993 at the direction of the league's presidents. A committee made up of athletics directors and faculty representatives drafted the initial statement, and all coaches and other administrators had the opportunity for input. The statement sets forth expectations for spirit groups, officials and fans, as well as the student-athletes and coaches. Here is a brief synopsis of each group's expectations within the sportsmanship statement.

Administrators: Institutional administrators will create an environment of hospitality for visiting teams, particularly for those individuals at Conference institutions. Administrators will treat the visiting teams and its fans in the same manner that they would want their teams to be treated.

Coaches: Coaches have the greatest amount of influence over whether young people in their programs are taught and follow the high principles of sportsmanship. The OVC has been benefited by coaches who have risked losing a contest by removing student-athletes who have demonstrated disrespect for their opponents. This discipline measure educates that individual about the importance of sportsmanship over participation and winning, and helps counteract the constant messages received from many professional athletes who demonstrate a lack of respect for opponents.

Student-Athletes: Student-athletes at OVC institutions will be expected to treat opponents with sportsmanship, and there will be no tolerance for taunting and baiting of opponents. OVC student-athletes must understand that they are perhaps the most visible representatives of their institutions and their behavior is observed and emulated by many who are younger. OVC student-athletes must honor the responsibilities that accompany the privilege of representing our schools by behaving with dignity and class on and off the field.

Spirit Groups: Like our student-athletes, spirit groups are visible representatives of our universities, and they are expected to show decent behavior. Cheerleaders, bands and other spirit groups are admitted to contests to support their teams and assist in creating a fun atmosphere, but they will not be allowed to disrupt or confront opposing teams.

Officials: Officials will enforce the rules regarding sportsmanship without tolerance for abuse. Players and coaches will receive their only warning prior to the contest, and once the contest begins, penalties will be assessed for violations of unsportsmanlike conduct.

Fans: We know all fans are embarrassed by the inappropriate behavior of a few who may engage in confrontational and threatening actions towards officials, visiting fans, players or coaches. Those individuals may be dismissed to provide a better environment for others.

The Conference believes that the effort to meet the expectations outlined in the sportsmanship statement will increase the attractiveness at our athletics events by creating a healthy environment for competition. A complete copy of the sportsmanship statement can be obtained by calling the OVC office at (615) 371-1698.

The OVC has a variety of awards to recognize sportsmanship by its student-athletes, coaches, administrators and teams. In 1998, the OVC established the Steve Hamilton Sportsmanship Award, presented annually to a male or female junior or senior student-athlete who best exemplifies the characteristics of the former Morehead State student-athlete, coach and administrator. Hamilton is the only individual to have ever played in a NCAA Basketball Championship, a Major League Baseball World Series (New York Yankees) and a National Basketball Association Championship Series (Minnesota Lakers).

In 2003-04 the League began awarding the Institutional Sportsmanship Award, given to the OVC member institution selected by its peers to have best exhibited the standards of sportsmanship and ethical conduct as outlined by the OVC and NCAA. In 2005-06 the League expanded the sportsmanship award program by adding the Team Sportsmanship Award. An award is given to each sport sponsored by the OVC and is voted on by the student-athletes and coaches of the respective sports.

OVC SPORTSMANSHIP HONOREES

Steve Hamilton Sportsmanship Award Winners

1998-99	Julie Virta (women's basketball), Austin Peay
1999-00	Michael Turner (men's basketball), Murray State
2000-01	Kelly Pendleton (women's basketball), Tennessee-Martin
2001-02	Grant Swallows (football), Tennessee Tech
2002-03	Brooke Armistead (women's basketball), Austin Peay
2003-04	Kandi Brown (women's basketball), Morehead State
2004-05	Cassandra Peek (women's basketball), Austin Peay
2005-06	Zac Schlader (men's basketball), Austin Peay
2006-07	Adonia Bivins (women's soccer), Austin Peay
2007-08	Beth Boden (softball), Tennessee Tech
2008-09	Carrie Burggraf (track & field), Austin Peay
2009-10	Carrie Burggraf (track & field), Austin Peay

Institutional Sportsmanship Award Winners

2003-04	Southeast Missouri State University
2004-05	Samford University
2005-06	Samford University
2006-07	Morehead State University
2007-08	Austin Peay State University
2008-09	Eastern Kentucky University
2009-10	Eastern Kentucky

Basketball Team Sportsmanship Award Winners

2005-06	Samford (men and women)
2006-07	Eastern Kentucky (m), Morehead State (w)
2007-08	Austin Peay (m), Samford (w)
2008-09	Austin Peay (m), Murray State (w)
2009-10	Murray State (m), Southeast Missouri (w)

OVC HALL OF FAME

The Ohio Valley Conference organized a Hall of Fame in 1977. Membership is limited to coaches, administrators, faculty and staff members who have been associated with the OVC for at least five (5) years and have had extensive outstanding service to the Conference. Unless a tie in the selection procedure occurs, there shall be no more than three (3) inductees annually. Voting for the award is done in the spring and the induction takes place at the OVC Honors Luncheon, which is held annually at the end of May. Following the 2010 ceremony, the Hall of Fame now has 67 members.

Dr. Joe Morgan, APSU (1977)	Dr. Dero G. Downing, WKU (1980)	Mr. E.K. Patty, MTSU (1993)	Mr. Wayne Martin, MOR (2004)
Mr. Charles Hughes, ECU (1977)	Mr. P.V. Overall, TTU (1981)	Ms. Marynell Meadors, TTU (1993)	Mr. Bill Cornell, MUR (2005)
Dr. Robert Martin, ECU (1977)	Mr. Arthur L. Guepe, OVC (1982)	Mr. Edward S. Temple, TSU (1995)	Dr. David Larimore, TTU (2005)
Dr. Adron Doran, MOR (1977)	Mr. Charles M. Murphy, MTSU (1982)	Mr. John Ogles, APSU (1996)	Mr. Karl Park, ECU (2005)
Mr. Roy Stewart, MUR (1977)	Mr. Malcolm P. Quillen, TTU (1984)	Dr. Guy Penny, MOR (1996)	Dr. Geri Polvino, ECU (2005)
Dr. W.E. Derryberry, TTU (1977)	Mr. Ellis T. Johnson, MOR (1985)	Dr. Arliss Roaden, TTU (1996)	Mr. Dan Beebe, OVC (2006)
Mr. Hooper Eblen, TTU (1997)	Mr. John "Sonny" Allen, MOR (1987)	Mr. John Stanford, MTSU (1997)	Mr. Paul McBrayer, ECU (2006)
Dr. Kelly Thompson, WKU (1977)	Mr. Wilburn Tucker, TTU (1987)	Dr. Kala Stroup, MUR / SEMO (1997)	Mr. Don Wade, TTU (2006)
Mr. Ed Diddle, Sr., WKU (1977)	Mr. Johnny Reagan, MUR (1988)	Dr. Margaret N. Perry, UTM (1998)	Dr. Thurston Banks, TTU (2007)
Mr. L.T. Smith, WKU (1977)	Dr. George Fisher, APSU (1988)	Dr. Leon Bibb, APSU (1999)	Mr. Steve Newton, MUR (2007)
Dr. Dave Aaron, APSU (1978)	Mr. John Oldham, WKU / TTU (1989)	Mr. Cal Luther, MUR / UTM (2000)	Mr. Bill Worrell, TTU (2007)
Mr. Bob Laughlin, MOR (1978)	Mr. Jimmy Earle, MTSU (1989)	Mr. R.L. "Buddy" Patey, OVC (2000)	Mr. Elvis Green, MUR (2008)
Mr. Ted Hornback, WKU (1978)	Dr. Sam Ingram, MTSU (1990)	Dr. Nolan Fowler, MOR / TTU (2001)	Mr. Joey Haines, SEMO/AP (2009)
Dr. Quill E. Cope, MTSU (1978)	Mr. Bennie Purcell, MUR (1990)	Dr. Angelo Volpe, TTU (2001)	Mr. Larry Inman, ECU/MTSU (2009)
Mr. J.D. Rayburn, MUR (1979)	Mr. Donald G. Combs, ECU (1991)	Mr. Jim Ward, ECU (2002)	Mr. Chuck Kimmel, APSU (2010)
Mr. Nick Denes, WKU (1979)	Mr. Steve Hamilton, MOR (1991)	Mr. Roy Kidd, ECU (2003)	Mr. David Mays, TTU (2010)
Mr. Raymond H. Brown, TTU (1980)	Mr. James E. Delany, OVC (1992)	Dr. Bobby Barton, ECU (2004)	

Beth DeBauche - Commissioner



Elizabeth (Beth) DeBauche was named Commissioner of the Ohio Valley Conference on July 29, 2009 and began her duties with the league in September 2009. She had previously served as the Director of Division I at the National Collegiate Athletic Association (NCAA) from 2002 to 2009.

DeBauche (pronounced De-BUSH) is just the seventh full-time Commissioner in the 61-year history of the OVC. She follows Art Guepe (1963-75), Paul Dietzel (1975-76), Bob Vanatta (1976-79), Jim Delany (1979-89), Dan Beebe (1989-2003) and Dr. Jon A. Steinbrecher (2003-09).

DeBauche is one of just five females to be the head of a Division I Conference in 2010-11, and one of just eight to lead a Division I Conference all-time.

During her first year with the OVC the league announced a change in format and new venue for its men's and women's basketball championships. The event will now span four days and be held at Municipal Auditorium in downtown Nashville (previously only the semi-finals and finals were played in Nashville), meaning eight men's and eight women's teams will travel to Music City for the championship. The format also changed to a merit-based system where the No. 3 and 4 seeds receive a bye to the quarterfinals and the No. 1 and No. 2 seeds will receive double byes to the semifinals. The league also saw postseason men's basketball success in DeBauche's first year, as Murray State topped Vanderbilt in the first round of the NCAA Tournament. Also during the year the league started an extensive strategic planning initiative.

From August 2002 through August 2009 DeBauche, along with the vice-president of Division I, was responsible for coordinating Division I initiatives through the NCAA governance structure, as well as helping to manage the Division I agenda. Her duties included developing agendas and providing leadership for the Division I Board of Directors, Presidential Advisory Group and the Leadership Council. DeBauche has overseen the entire Division I governance structure and worked directly with the Legislative Council, the six cabinets and the supporting communications and coordination committee.

She was also a liaison to governance representatives, external constituent groups and NCAA staff regarding legislative and governance activities. That role required DeBauche to have regular interaction with the Collegiate Commissioner's Association (CCA), the CCA Compliance Coordinators, the Division I-A Athletics Directors Association, the National Association of Collegiate Women Athletics Administrators (NACWAA) and the Faculty Athletics Representatives Association (FARA). DeBauche also served as a liaison to the Women's Basketball Issues Committee, the Presidential Oversight and Monitoring Group, the Men's Basketball Academic Enhancement Group, the Presidential Task Force on Commercial Activity in Intercollegiate Athletics and the Two-Year College Relations Panel.

In 2008, DeBauche was named the NACWAA Conference/Organization Administrator of the Year.

Prior to her work at the NCAA, DeBauche worked at the Southeastern Conference (SEC) from November 1996 through August 2002. As an assistant and later associate commissioner, she managed all aspects of the SEC's rules compliance program. DeBauche provided NCAA and SEC rules interpretations, developing rules education materials and programming, conducting compliance reviews and assisting member institutions with the NCAA certification program. At times during her tenure, she also served as the league's liaison to the faculty athletics representatives, the compliance coordinators, directors of academic support and Student-Athletes Advisory Committee (SAAC) as well as the sports liaison to the leagues women's golf, women's tennis and women's volleyball coaches.

From 1996 to 1998 DeBauche was the Director of the National Letter of Intent (NLI) Program for the Collegiate Commissioners Association (CCA). In that role she was the administrator in charge of issuing all NLI rules interpretations, creating rules education materials and providing NLI rules education presentations as well as being the primary information resource for parents, student-athletes and the media.

DeBauche got her start in collegiate athletics at Vanderbilt University where she was the Assistant Athletic Director for Compliance from August 1994 to November 1996.

DeBauche received her Bachelor of Arts degree in history and government from Saint Mary's College (Ind.) in May 1983 and earned her Master's Degree in communications from Notre Dame in 1985. After completing the Concannon Program of International Law in London, England, DeBauche received her Juris Doctorate from the Notre Dame School of Law in 1988.

A member of the Illinois, Wisconsin and Georgia Bar, following law school graduation DeBauche worked as an attorney in each Green Bay, Atlanta and Marietta, as well as serving as a Judicial Clerk to P. Harris Hines, who is currently serving on the Georgia Superior Court.

DeBauche has been a member of the Notre Dame Club of Indianapolis Board of Directors, as well as a graduate of the Sports Management Institute and a participant in the Division I-A Athletic Directors Institute.



DeBauche is pictured with Jacksonville State Director of Athletics Oval Jaynes (left) and University President Dr. William Meehan (right) before a Jacksonville State football game.

Brad Walker - Associate Commissioner/Operations



Brad Walker was named Associate Commissioner for Operations/Chief Operating Officer at the Ohio Valley Conference on Oct. 19, 2007 and began his duties at the OVC in Nov. 2007.

Entering his fourth year at the OVC in 2010-11, Walker served as the League's Interim Commissioner from May until mid-September 2009. He is also a member of the Division I Championships/Sports Management Cabinet.

Walker's responsibilities at the OVC include the day-to-day operations of the Conference office, including financial operations, as well as developing schedules and providing oversight for football and men's basketball, serving as a liaison with officiating coordinators and coaching groups, overseeing bidding for and directing of NCAA championship events, coordination of the Conference television properties and serving as the director of the men's and women's basketball tournament among other things.

Walker joined the OVC after seven-plus years at the West Coast Conference (WCC), which is headquartered just south of San Francisco. He joined the WCC in Oct. 2001 as Director of Communications and was later promoted to Assistant Commissioner and Associate Commissioner. He was responsible for coordinating the marketing efforts for the WCC's 13 sports, as well as handling all aspects of television, including contract negotiations. That included taking the lead role in negotiating the WCC's largest television contract in league history, a five-year agreement with ESPN. He also worked closely with the league's corporate partner program, producing conference schedules for the six round-robin sports, including basketball, as well as handling championship management duties.

Walker previously worked at the Mid-Continent Conference as Assistant Director of Media Relations and at Holy Cross College in Worcester, Mass. He completed his degree in marketing at Bentley College (Waltham, Mass.) in May 1996. He was an all-conference basketball player at Bentley, serving as team captain his senior season.

The Milwaukee, Wis. native is a 2004 graduate of the NCAA Leadership Institute for Ethnic Minority Males.

Jennifer Gibbs - Asst. Commissioner/Championships



Jennifer Gibbs begins her fifth year with the Ohio Valley Conference, having joined the staff in October 2006 as assistant commissioner for championships. In addition to overseeing the administration of the OVC's 18 championship sports, Gibbs also serves as the Conference Senior Woman Administrator, as well as the staff liaison to select coaching groups and officiating coordinators. She also coordinates the league's Student-Athlete Advisory Committee and the OVC's merchandise and awards programs.

Gibbs was a staff member on Nashville's Bid Committee that successfully landed the Division I NCAA Women's Final Four for the city in 2014. She has also served as a timeout coordinator for the Men's and Women's Division I NCAA Basketball Tournament.

Gibbs joined the OVC after serving as sales coordinator for the Nashville Predators of the National Hockey League (NHL). In that role, she was charged with preparing corporate sponsorship proposals, tracking weekly sales activity and identifying new business prospects.

Prior to joining the Predators, Gibbs was a championships assistant with the Sun Belt Conference, where she was involved in all facets of coordinating the league's championship events.

A native of Port Edwards, Wis., Gibbs received her post-secondary and graduate education at the University of Wisconsin-La Crosse, where she was awarded an undergraduate degree in sport management and a master's degree in sport administration. While attending the master's program at Wisconsin-La Crosse, Gibbs served as a graduate assistant in the athletics department, assisting with event management. She also spent seven years as the aquatics coordinator for the city of La Crosse, managing the day-to-day operations for five aquatic facilities.

Jennifer and her husband Matt were married in August 2008.

Kyle Schwartz - Asst. Commissioner/Media Relations



Kyle Schwartz joined the Ohio Valley Conference as Assistant Commissioner for Media Relations in Nov. 2006. He is in charge of publicity efforts for the Conference and is the primary contact for football, men's basketball, baseball, men's and women's cross country and men's and women's golf among other duties. He also serves as the media coordinator for the OVC's annual basketball and baseball tournaments and is also in charge of coordinating special events for the Conference.

Schwartz served as a timeout coordinator for the 2009 and 2010 NCAA Men's Basketball Tournaments and worked with the ConSIDA group at the Final Fours in Detroit and Indianapolis.

Schwartz came to the OVC after spending four and a half years at the University of Northern Colorado in Greeley, Colo. There he served as the Assistant Director of Media Relations for two years, was promoted to Media Relations Coordinator in July 2004 and served as Director of Media Relations in his final year.

At Northern Colorado, Schwartz helped coordinate the media efforts of two NCAA, two conference and six independent championships, including four during the 2005-06 school year. Schwartz was honored by Collegiate Volleyball Update (CVU.com) with the first annual RESPECTing Volleyball (Recognition for Excellence in Supporting and Promoting Volleyball) Award in 2005 and was ranked the No. 3 soccer SID in the country by *Soccer Buzz* magazine in 2004. The 2003 Northern Colorado volleyball guide he wrote, designed and edited won third place honors nationally in the CoSIDA publications contest.

Schwartz also spent two years as a graduate assistant in the Southeast Missouri State sports information department (2000-02). It was at SEMO that Schwartz received his master's degree in athletic administration, graduating with honors. Schwartz received his bachelor's degree in business administration from the University of Kentucky in May 2000, graduating cum laude. As an undergraduate, he interned with the Host Communications publishing group and also worked with the Kentucky Thoroughblades minor league hockey team.

Schwartz, a native of Flemingsburg, Ky., is a member of the College Sports Information Directors of America (CoSIDA) and has served on CoSIDA's Academic All-American committee as a district coordinator since June 2003. Schwartz and his wife, Angella, were married in June 2004.

Brian Pulley - Asst. Commissioner/External Affairs



Brian Pulley was named Assistant Commissioner for External Affairs on August 7, 2007 and enters his fourth year with the Conference in 2010-11.

With the OVC Pulley oversees OVC Sports TV, the league's web streaming property, and is the liaison for the Conference's multimedia rights holder, IMG College.

Pulley brought over five years of sales experience to the position, including completing an internship with the Conference in 2005-06. He has cultivated

relationships for an array of business types and brings a comprehensive knowledge of game day operations as it applies to corporate activation.

Pulley came to the OVC after being an account executive with ISP Sports in Atlanta, Ga., where he was responsible for soliciting and cultivating corporate partners for Georgia Tech Athletics. He also helped develop and implement promotions for Georgia Tech football, baseball and men's basketball as well as being responsible for managing advertising inventory for Georgia Tech.

Pulley, a native of Springfield, Tenn., received his bachelor's degree in public relations from Middle Tennessee State University in December 1998. He completed his master's of science degree in sports administration from Belmont University in May 2006.

It was during graduate school that he served as an intern with the Ohio Valley Conference, helping establish a group sales base, formulating a marketing plan and assisting with the OVC Basketball Championship among other duties.

Matthew Banker - Asst. Commissioner/Institutional Services



Matthew Banker was named Assistant Commissioner for Institutional Services on Dec. 11, 2009 and began his duties with the OVC on Jan. 4, 2010.

At the OVC, Banker oversees the conference's NCAA rules education programming which includes providing legislative and interpretative guidance to OVC member institutions. In conjunction with the NCAA Division I legislative cycle, Banker leads the conference's review of legislative proposals annually including coordination of the OVC's position on each proposal. Banker

also conducts NCAA required compliance reviews for OVC member institutions and assists member institutions with the athletics certification process. As part of the OVC governance structure, Banker serves as liaison to the OVC's Board of Faculty Athletics Representatives and the institutional athletics compliance staff. Banker currently serves as the OVC's representative on the NCAA Division I Legislative Council and also oversees the National Letter of Intent (NLI) program.

Banker joined the OVC staff after serving as the Assistant Dean for Student Affairs at the Indiana University School of Law in Indianapolis, Ind. from 2008-09. Banker, while at IU School of Law, managed a variety of student services and administration functions including counseling law students on personal and curricular matters, advising law student organizations, organizing new student orientation and spring commencement, managing the annual budget, coordinating the administration of final exams and oversight of the student handbook. Banker also served on the Dean's senior leadership team which included day-to-day management of the law school operations, strategic planning and executing the mission and goals of the school and serving on the law school's ABA self study committee.

Prior to working at the Indiana University School of Law in Indianapolis, Banker worked at the National Collegiate Athletic Association (NCAA) from 2002 to 2008, first as the Associate Director of Membership Services and later at the NCAA Eligibility Center as the Associate Director of Academic Review. His responsibilities with the NCAA included serving on the national office legislative team which oversaw the drafting of NCAA legislation and interpretations for all three divisions. That role included drafting and publishing rules and interpretations for the Legislative Services Database (LSDBi), the NCAA Manuals and NCAA Convention official notices. Banker also served as staff liaison to NCAA committees and councils tied to legislation and interpretations, financial aid, recruiting and playing and practice seasons. From spring 2007 to July 2008 he managed the day-to-day operations of the NCAA Eligibility Center academic review team which oversaw the administration of initial eligibility waivers and prospective student-athlete reviews for Division I and Division II institutions.

Banker received his bachelor of arts degree in print journalism from the University of St. Thomas in St. Paul, Minn. in December 1997. A member of the Omicron Delta Kappa Honor Society, Banker was a three-time letter winner for the Tommies football team. Banker received his Juris Doctorate from the Marquette University Law School in May 2001. At Marquette he was the president of the St. Thomas More Society and a member of the Sports Law Society.

Banker has been an active member and volunteer with the Boys & Girls Club. He is a member of the Wisconsin and Indiana State Bar Associations, National Association for Athletics Compliance (NAAC) and the National Association of Collegiate Directors of Athletics (NACDA).

Banker is a native of Wauwatosa, Wis.

Heather Brown - Director of Media Relations



Heather Brown is in her seventh year with the Ohio Valley Conference in 2010-11. After the completion of a 10-month internship with the OVC, she served in the position of Assistant Director for Media Relations until her promotion of Director of Media Relations in Dec. 2006.

Brown, the longest tenured member of the OVC staff, is the primary contact for soccer, volleyball, women's basketball, softball, men's and women's track and field, men's and women's rifle and men's and women's tennis.

Brown has done extensive work with NCAA Championships, first serving as the assistant media relations coordinator for the first and second rounds of the 2005 NCAA Division I Men's Basketball Tournament in Nashville. She has also worked the first and second round of the NCAA Women's Tournament in each 2004, 2006 and 2007 and the Men's Basketball Tournament in 2008.

Brown was instrumental in getting the OVC started in the social network/new media phenomenon, starting both Facebook and Twitter accounts for the league.

Prior to working with the Conference, the West Liberty, Ohio, native served a three-month internship in the sports information office at The Ohio State University after a one-year stint as a student assistant in the Bowling Green State University sports information office.

A 2003 graduate of BGSU, Brown earned a bachelor's degree in sports management with an emphasis in sports information. She is a member of the College Sports Information Directors of America (CoSIDA).

Jon Kuka - Director of OVC Sport Properties/IMG College



Jon Kuka joined the Ohio Valley Conference staff in April 2010 as the Director of OVC Sport Properties/IMG College. Kuka brought over 10 years in sales and sports marketing experience to the position.

He joined the Conference staff as part of the OVC's five-year agreement with IMG College which was signed in February 2008. With the deal, IMG represents the OVC through category exclusive corporate partnership sales, as well as radio broadcast production and distribution for the men's basketball championship and

other championship events.

Prior to joining the OVC Kuka was the Director of Sales for Nelligan Sports Marketing at Middle Tennessee State University for two years. In that position he managed corporate sponsorships and initiated multi-media marketing rights for the Blue Raiders athletic department.

From 2001-07 Kuka worked in Knoxville with the Tennessee Smokies baseball club, the AA affiliate of the Chicago Cubs. He began as a group sales representative and was promoted to Director of Group Sales and eventually Director of Sales. As the Director of Sales, Kuka oversaw ticket sales and corporate sponsorships sales.

Kuka received his bachelor's degree in sports administration from the University of Tennessee at Chattanooga in 2000. While in school Kuka interned with the Chattanooga Sports & Events Committee that assisted in marketing the city for attracting events such as the NCAA Division I Football National Championship. He was also a member of the university cycling club and a participant in the 1999 Collegiate Mountain Bike National Championships.

Kuka completed his MBA from Ohio Valley Conference member Tennessee Tech University in 2009.

A native of Chattanooga, Kuka resides with his wife, Alicia, and daughter, Leah, in Murfreesboro, Tenn.

Curtis Shaw - Coordinator of Men's & Women's Officials



Curtis Shaw is the coordinator of both Men's and Women's Basketball Officials for the Ohio Valley Conference.

Shaw has annually been recognized as one of the top officials in the nation, having worked six NCAA Final Fours, including the 2009 NCAA Championship game. He has been selected to officiate NCAA Tournament games each of the last 18 years, including regional games every season since 2004.

After working the 2010 Final Four, Shaw retired from active officiating duty to work full-time as an officials coordina-

tor. It was announced in May 2010 that Shaw would head a consortium for men's officiating with the OVC, Big 12, Conference USA and the Southland Conferences in addition to continuing his duties as OVC women's basketball officials coordinator for one more season.

A fixture at numerous postseason conference tournaments and league championship games, Shaw has also worked the NIT Season Tipoff and postseason NIT. During the course of his career, he has officiated games in the Big 12, Atlantic Coast, Big East, Big Ten, Southeastern, Missouri Valley, Ohio Valley, Sun Belt, Atlantic Sun, Southland, Southern and Western Athletic conferences. He has also seen action in Conference USA, the Horizon League and Colonial Athletic Association.

He earned his Bachelor's of Science degree in Exercise Health and Leisure Science (Sport Administration concentration) from the University of Tennessee at Chattanooga in 2008. Born in Paducah, Ky. on May 31, 1960, he currently resides in Bradenton, Fla. and has two children.

Jenny Kulchar - Administrative Assistant



The newest addition to the Ohio Valley Conference, joining the Conference in February 2010, Jenny Kulchar serves as the Administrative Assistant to the Commissioner and OVC staff.

Prior to joining the OVC, Kulchar spent a year and a half with Dye, Van Mol & Lawrence, a public relations firm in downtown Nashville, as a receptionist where she performed administrative duties for the accounting department and worked on various client accounts including Bridgestone and Jack Daniels.

Kulchar moved to Nashville in January 2007 to complete her degree with an internship in the publicity department at Provident Label Group. After graduating she gained temporary employment at L.A.B. Media as the PR Coordinator.

She continued her administrative and public relations career as the Office Manager for New Business Development in addition to being the Business and PR Liaison for Make It Beautiful, a nonprofit organization.

Kulchar, a 2007 graduate of Central Michigan University, earned her bachelors in Integrative Public Relations minoring in Interpersonal and Public Communication with a concentration in the area of event planning.

NCAA DIVISION I CONFERENCE ALIGNMENTS

AMERICA EAST (9)

Albany (N.Y.)
Binghamton
Boston University
Hartford
Maine
UMBC
New Hampshire
Stony Brook
Vermont

ATLANTIC COAST (12)

Boston College
Clemson
Duke
Florida State
Georgia Tech
Maryland
Miami (Fla.)
North Carolina
North Carolina State
Virginia
Virginia Tech
Wake Forest

ATLANTIC SUN (9/11)

Belmont
Campbell
East Tennessee State
#Florida Gulf Coast (2012)
Jacksonville
Kennesaw State
Lipscomb
Mercer
North Florida
#S.C. Upstate (2012)
Stetson

ATLANTIC 10 (14)

Charlotte
Dayton
Duquesne
Fordham
George Washington
La Salle
Massachusetts
Rhode Island
Richmond
St. Bonaventure
St. Joseph's
St. Louis
Temple
Xavier

BIG EAST (16)

Cincinnati
Connecticut
DePaul
Georgetown
Louisville
Marquette
Notre Dame
Pittsburgh
Providence
Rutgers
St. John's (N.Y.)
Seton Hall
South Florida
Syracuse
Villanova
West Virginia

BIG SKY (9)

Eastern Washington
Idaho State
Montana
Montana State
Northern Arizona
Northern Colorado
Portland State
Sacramento State
Weber State

BIG SOUTH (9/10)

Charleston Southern
Coastal Carolina
Gardner-Webb
High Point
Liberty
UNC Asheville

#Presbyterian (2012)

Radford
VMI
Winthrop

BIG TEN (11)

Illinois
Indiana
Iowa
Michigan
Michigan State
Minnesota
Northwestern
Ohio State
Penn State
Purdue
Wisconsin

BIG 12 (12)

Baylor
Colorado
Iowa State
Kansas
Kansas State
Missouri
Nebraska
Oklahoma
Oklahoma State
Texas
Texas A&M
Texas Tech

BIG WEST (9)

UC Davis
UC Irvine
UC Riverside
UC Santa Barbara
Cal Poly
Cal State Fullerton
Cal State Northridge
Long Beach State
Pacific

COLONIAL (12)

Delaware
Drexel
George Mason
Georgia State
Hofstra
James Madison
UNC Wilmington
Northeastern
Old Dominion
Towson
VCU
William & Mary

CONFERENCE USA (12)

UAB
UCF
East Carolina
Houston
Marshall
Memphis
Rice
SMU
Southern Mississippi
Tulane
Tulsa
UTEP

HORIZON (10)

Butler
Cleveland State
Detroit
Green Bay
Illinois-Chicago
Loyola (Ill.)
Milwaukee
Valparaiso
Wright State
Youngstown State

IVY (8)

Brown
Columbia
Cornell
Dartmouth
Harvard
Penn

Princeton
Yale

METRO ATLANTIC (10)

Canisius
Fairfield
Iona
Loyola (Md.)
Manhattan
Marist
Niagara
Rider
St. Peter's
Siena

MID-AMERICAN (12)

Akron
Bowling Green
Buffalo
Kent State
Miami (Ohio)
Ohio

WEST

Ball State
Central Michigan
Eastern Michigan
Northern Illinois
Toledo
Western Michigan

MID-EASTERN (11/12)

Bethune-Cookman
Coppin State
Delaware State
Florida A&M
Hampton
Howard
Maryland-East. Shore
Morgan State
Norfolk State
North Carolina A&T
South Carolina State
#Winston-Salem (2013)

MISSOURI VALLEY (10)

Bradley
Creighton
Drake
Evansville
Illinois State
Indiana State
Missouri State
UNI
Southern Illinois
Wichita State

MOUNTAIN WEST (9)

Air Force
BYU
Colorado State
UNLV
New Mexico
San Diego State
TCU
Utah
Wyoming

NORTHEAST (11/12)

#Bryant (2013)
Central Connecticut State
Fairleigh Dickinson
Long Island
Monmouth
Mt. St. Mary's
Quinnipiac
Robert Morris
Sacred Heart
St. Francis (N.Y.)
St. Francis (Pa.)
Wagner

OHIO VALLEY (10/11)

Austin Peay
Eastern Illinois
Eastern Kentucky
Jacksonville State
Morehead State
Murray State

Southeast Missouri State
#SIU Edwardsville (2013)
Tennessee State
Tennessee Tech
UT Martin

PACIFIC TEN (10)

Arizona
Arizona State
California
Oregon
Oregon State
Southern California
Stanford
UCLA
Washington
Washington State

PATRIOT (8)

American
Army
Bucknell
Colgate
Holy Cross
Lafayette
Lehigh
Navv

SOUTHEASTERN (12)

Florida
Georgia
Kentucky
South Carolina
Tennessee
Vanderbilt

WESTERN

Alabama
Arkansas
Auburn
LSU
Mississippi
Mississippi State

SOUTHERN (12)

Appalachian State
Chattanooga
Elon
UNC Greensboro
Samford
Western Carolina

SOUTH

College of Charleston
Citadel
Davidson
Furman
Georgia Southern
Wofford

SOUTHLAND (12)

East
#Central Arkansas
Lamar
McNeese State
Nicholls State
Northwestern State
Southeastern Louisiana

WEST

Sam Houston State
Stephen F. Austin
Texas A&M-Corpus Christi
Texas State
Texas-Arlington
UTSA

SOUTHWESTERN (10)

Alabama A&M
Alabama State
Alcorn State
Arkansas-Pine Bluff
Grambling
Jackson State
Mississippi Valley State
Prairie View
Southern University
Texas Southern

SUMMIT (10)

Centenary (La.)
IPFW
IUPUI
UMKC
North Dakota State
Oakland
Oral Roberts
South Dakota State
Southern Utah
Western Illinois

SUN BELT (13)

East
Florida Atlantic
FIU
Middle Tennessee
South Alabama
Troy
Western Kentucky

WEST

Arkansas-Little Rock
Arkansas State
Denver
Louisiana-Lafayette
Louisiana-Monroe
New Orleans
North Texas

WEST COAST (8)

Gonzaga
Loyola Marymount
Pepperdine
Portland
St. Mary's (Calif.)
San Diego
San Francisco
Santa Clara

WESTERN ATHLETIC (9)

Boise State
Fresno State
Hawaii
Idaho
Louisiana Tech
Nevada
New Mexico State
San Jose State
Utah State

INDEPENDENTS (7)*

Cal St. Bakersfield
Chicago State
Longwood
NJIT
Savannah State
Texas-Pan American
Utah Valley*

* change from last season

#RECLASSIFYING (9)

Bryant (2012-13)%
Florida Gulf Coast (2011-12)%
N.C. Central (2012-13)%
North Dakota (2012-13)%
Presbyterian (2011-12)%
Seattle (2012-13)%
S.C. Upstate (2011-12)%
South Dakota (2012-13)%
SIU Edwardsville (2012-13)%

#PROVISIONAL (1)

Houston Baptist (2011-12)%

%=will count on 2011 RPI

FUTURE CONFERENCE (2012-13)

GREAT WEST (7)

Chicago State
Houston Baptist (2011-12)
NJIT
North Dakota (2012-13)
South Dakota (2012-13)
Texas-Pan American
Utah Valley

OVC TO HOST 2014 NCAA WOMEN'S FINAL FOUR

On Nov. 14, 2008 the National Collegiate Athletic Association (NCAA) informed representatives from the Ohio Valley Conference and the Nashville Sports Council that the City of Nashville has been awarded the 2014 NCAA Division I Women's Basketball Final Four. The event will take place at Bridgestone Arena in downtown Nashville.

In conjunction with the NCAA Division I Women's Basketball Final Four, Nashville will also host the Women's Basketball Coaches Association (WBCA) National Convention. The WBCA is the national association of approximately 5,000 basketball coaches representing all levels of the game, including junior high, AAU, high school, college and professional.

Nashville was one of five cities awarded the Division I Women's Basketball Final Four's between the years of 2012 and 2016. Other cities selected to host the Final Four during that time period include (with arena and host institution):

- 2012: Denver, Pepsi Center, Mountain West Conference
- 2013: New Orleans, New Orleans Arena, University of New Orleans
- 2014: Nashville, Bridgestone Arena, Ohio Valley Conference
- 2015: Tampa Bay, St. Pete Times Forum, University of South Florida
- 2016: Indianapolis, Lucas Oil Stadium, Butler University/IUPUI/Horizon League

The process to secure the Division I Women's Final Four began in January 2008 with an initial meeting of the Music City Bid Committee, co-chaired by Vice-Mayor Diane Neighbors and Margaret Behm. The OVC and Nashville Sports Council submitted an official bid to the NCAA in June 2008 and were announced as one of the eight finalists in August 2008. The NCAA Division I Women's Basketball Committee and NCAA staff made a two-day visit to Nashville in mid-October 2008 and Nashville's local bid committee made a final presentation to the NCAA in Indianapolis on Nov. 12, 2008.

"This is great news for Nashville", said Nashville Mayor Karl Dean. "I applaud the Sports Council, the Ohio Valley Conference and the bid committee for all the work they put into making this happen, specifically Vice-Mayor Diane Neighbors and Margaret Behm. This news speaks to what a great destination Nashville is for large events and their participants, and it helps validate the need for a new, much larger convention center downtown. This event is only possible because by 2014 the Music City Center will be open and fully operational. I look forward to Nashville hosting this event and to showing the Women's Final Four participants all that Music City has to offer."

"This is a great day for Music City," said Nashville Vice-Mayor and Music City Bid Committee Co-Chair Diane Neighbors. "The Nashville team worked very hard and produced a fantastic proposal. Over the next six years we will be putting together a Final Four that players, coaches, and fans won't forget. Congratulations Nashville!"

"The community wide support we have received throughout the bid process has been phenomenal," said Music City Bid Committee Co-Chair Margaret Behm. "That broad ranging support coupled with Middle Tennessee's long tradition of celebrating women's basketball makes Nashville the perfect host site for the 2014 Women's Final Four."

"This is a phenomenal event to celebrate coming to Nashville," said Ohio Valley Conference Commissioner Beth DeBauche. "The Women's Basketball Committee having faith in the OVC and Nashville Sports Council to serve as hosts is a tribute to our organizations. It will be a fun ride to exceed their expectations and make 2014 the best Women's Final Four ever."

"We are pleased that the NCAA has awarded the 2014 Women's Final Four to Nashville," said Nashville Sports Council President & CEO Scott Ramsey. "This event is one of the most high profile annual events on the national sports calendar and will bring tremendous national exposure, prestige and economic impact to our community. We look forward to beginning the planning and preparation to host an unforgettable experience for the student-athletes, fans and everyone associated with the Women's Final Four."

When evaluating prospective host cities, the committee reviewed each city's competition venue, convention center, hotel community, transportation plans, legacy programs and financial commitment, as well as the community's and prospective host institution/conference's overall commitment to the event.

"The women's basketball committee invested a tremendous amount of time and effort in the Women's Final Four site selection process," said Jacki Silar, chair of the NCAA Division I Women's Basketball Committee and associate director of athletics at Duke University. "It was a very difficult and important decision and it was the committee's charge to determine which of the cities would best serve as future host sites for the pinnacle of women's basketball – the Women's Final Four. The committee appreciated the work and effort of each of the cities that participated in this bid selection process. Committee members evaluated each prospective host city based on many criteria, weighing each element's importance and what is critical to successfully host a Women's Final Four."

"We would like to express our appreciation to the prospective host cities and bid committees that participated in the bid process for the 2012-16 Women's Final Four," said NCAA Executive Vice President Tom Jernstedt. "The time, effort and enthusiasm in each of their bids were noteworthy and because of this kind of commitment and engagement, the Women's Final Four will continue to be the outstanding 'celebration' of women's basketball that it has become. This was a difficult decision by the Division I Women's Basketball Committee, and I applaud their efforts in determining the five cities that will serve as the future host cities for the pinnacle event in women's basketball."

"The selection of Nashville and the Ohio Valley Conference to host the NCAA Final Four is an example of the quality work this conference does on behalf of the student-athletes that call the OVC home," said Rob Cross, Murray State University head women's basketball coach. "As a conference we certainly value the opportunity to host such a tremendous event in the home of our own tournament championship. We look forward to the rest of the nation seeing what we





already know...that the people of this area are extremely passionate about basketball. As the excitement builds for the Final Four in Nashville it will certainly help build upon the reputation the OVC enjoys as an exciting basketball league."

"Having Nashville host the Women's Final Four is beyond exciting," said Tracee Wells, Tennessee State University head women's basketball coach. "Nashville is a great city that has many things for visitors to get involved in like music, theatre, sports and history to name a few. Music City will more than welcome the thousands of fans who travel to support women's basketball. Both the OVC and the WBCA are always looking for ways to grow the women's game; Nashville will be a great atmosphere to showcase great basketball while showing great fans a great time in a great city!"

OVC TO ALSO HOST 2012 MEN'S CHAMPIONSHIP 2ND/3RD ROUNDS

On Sept. 21, 2009 the National Collegiate Athletic Association (NCAA) informed representatives from the Ohio Valley Conference and Nashville Sports Council that the City of Nashville has been awarded the 2012 NCAA Division I Men's Basketball Championship Second and Third Round (previously known as the First and Second Rounds before the expansion to 68 teams).

The event will take place on March 16 and 18 and will be held at the Bridgestone Arena in downtown Nashville with the Ohio Valley Conference serving as the host.

This marks the fourth time since 2000 that the event will be held in the City of Nashville and at the Bridgestone Arena (2000, 2003 and 2005). Each of the three previous events were sell outs. Overall it is the eighth time the tournament has been in Nashville as the first and second rounds have also been held in the city in 1982, 1989 and 1993 as were the 1973 Regional Semi-finals/Finals.

"Having been a member of this community for more than three decades, the Ohio Valley Conference is pleased to be able to bring marquee events that show off the best of intercollegiate athletics to the City of Nashville," said Beth DeBauche, Ohio Valley Conference Commissioner. "We are proud to be able to showcase not only the OVC, but Bridgestone Arena and the City of Nashville to all the fans who will visit our city during the event."

"We are excited to have March Madness back in Music City for the fourth time since 2000. This is a great event from both an economical and media exposure standpoint for our community," said Scott Ramsey, President and CEO of the Nashville Sports Council.

In all the NCAA Division I Men's Basketball Committee selected 36 cities over a three-year period (2011-13) to serve as hosts for the NCAA Men's Basketball Championship.

"Having recently completed the Final Four site selection process, the committee knew this would be a challenge," said Dan Guerrero, director of athletics at UCLA and current basketball committee chair at the time of the selection. "We received some 70 bids and each city could, justifiably, provide a quality championship experience for the student-athletes. Interest remains incredibly high in hosting the championship."

Other cities selected for first/second rounds games in 2012 include Albuquerque, N.M., Louisville, Ky., Pittsburgh, Pa., Portland, Ore., Columbus, Ohio, Greensboro, N.C. and Omaha, Neb. The regional sites for 2012 are Boston, Mass., Phoenix, Ariz., Atlanta, Ga. and St. Louis, Mo. The 2012 Men's Final Four will be played at the Louisiana Superdome in New Orleans, La.



OVC BASKETBALL VENUES



AUSTIN PEAY

Dunn Center/Dave Aaron Arena/Dave Loos Court (7,875)

Opened: 1975

Press Row Phone: (931) 221-7155



JACKSONVILLE STATE

Pete Mathews Coliseum (5,500)

Opened: 1974

Press Row Phone: (256) 782-5583



EASTERN ILLINOIS

Lantz Arena (5,300)

Opened: 1966

Press Row Phone: (217) 581-5135



MOREHEAD STATE

Ellis T. Johnson Arena (6,500)

Opened: 1981

Press Row Phone: (606) 783-2500



EASTERN KENTUCKY

Alumni Coliseum/Paul S. McBrayer Arena (6,500)

Opened: 1963

Press Row Phone: (859) 622-5908



MURRAY STATE

CFSB Center (8,600)

Opened: 1998

Press Row Phone: (270) 809-5551



SOUTHEAST MISSOURI STATE

Show Me Center (7,000)

Opened: 1987

Press Row Phone: (573) 651-5014



TENNESSEE TECH

Ebelen Center (9,280)

Opened: 1977

Press Row Phone: (931) 372-6077



SIU EDWARDSVILLE

Sam M. Vadalabene Center (4,000)

Opened: 1984

Press Row Phone: (618) 650-2188



UT MARTIN

Tom and Kathleen Elam Center/Skyhawk Arena (5,000)

Opened: 1975 (first game 1978)

Press Row Phone: (731) 881-7694



TENNESSEE STATE

Gentry Center/John B. McClendon Court (10,500)

Opened: 1981

Press Row Phone: (615) 963-7616



OVC TOURNAMENT

Municipal Auditorium (8,200)

Opened: 1962

Press Row Phone: TBA

OVCSPORTS.TV

THE OFFICIAL BROADBAND VIDEO CHANNEL OF THE OHIO VALLEY CONFERENCE

YOUR ONLINE DESTINATION FOR EXCLUSIVE
LIVE & ON-DEMAND STREAMING VIDEO & AUDIO
STRAIGHT TO YOUR COMPUTER

OVCsports.tv member benefits include:

- OVC Football games LIVE on your computer
- OVC Men's and Women's Basketball games LIVE on your computer
 - OVC events such as Football and Basketball Media Days
- Coaches shows, press conferences, on-demand features and highlight packages
 - Other LIVE events, including select Volleyball, Soccer and Baseball games, and Conference Championships



Murray State head coach Billy Kennedy (pictured with his daughter Anna Cate) cuts down the nets after the Racers victory over Morehead State in the 2010 OVC Championship game.

MEN'S BASKETBALL SECTION



PRESEASON ALL-OVC SELECTIONS

Predicted Order of Finish

1.	Murray State (18 first-place votes)	162
2.	Morehead State (2)	146
3.	Eastern Illinois	123
4.	Austin Peay	107
5.	Eastern Kentucky	92
6.	Tennessee Tech	85
7.	Tennessee State	81
8.	Jacksonville State	51
9.	Southeast Missouri	41
10.	UT Martin	20

In a vote of Ohio Valley Conference head men's basketball coaches and sports information directors **Murray State** each received 18 first-place votes and was picked as the favorite for the 2010-11 season. Last season Murray State won an OVC-record 31 games on its way to the OVC regular season and tournament championship as well as a NCAA Tournament first round victory over No. 4 seed Vanderbilt.

It marks the 14th time in the last 22 years that Murray State has been picked the preseason favorite and third in a row (they were tabbed co-favorites with Morehead State last season). Murray State received 162 total points and was followed next by **Morehead State** (2 first-place votes, 146 points), who was a consensus No. 2 pick.

Eastern Illinois was picked third (123) and was followed by **Austin Peay** (107), **Eastern Kentucky** (92), **Tennessee Tech** (85), **Tennessee State** (81), **Jacksonville State** (51), **Southeast Missouri** (41) and **UT Martin** (20).

Preseason All-OVC Team

F	Ivan Aska, Murray State	Jr.
F/G	Anthony Campbell, Austin Peay	Jr.
G	Isaiah Canaan, Murray State	So.
F/C	Kenneth Faried, Morehead State	Sr.
G	Demonte Harper, Morehead State	Sr.
G	B.J. Jenkins, Murray State	Sr.
G	Tyler Laser, Eastern Illinois	Sr.
G	Isacc Miles, Murray State	Sr.
F	Kevin Murphy, Tennessee Tech	Jr.
G	Nick Murphy, Jacksonville State	Sr.
G	Justin Stommes, Eastern Kentucky	Sr.

Preseason Player of the Year

Kenneth Faried, Morehead State

The 2010-11 All-OVC Preseason Men's Basketball team is headlined by Morehead State senior center **Kenneth Faried**, marking the second year in a row he has been bestowed that honor. Faried was named both the OVC Player of the Year and Defensive Player of the Year in 2009-10.

Overall seven different schools were represented on the team with Murray State's four selections leading the way. Morehead State had two selections while Austin Peay, Eastern Illinois, Eastern Kentucky, Jacksonville State and Tennessee Tech had one player apiece on the squad. The team features four players who were All-OVC first-team selections last season. The team also has one player who was a second-team selection and two players who were on the All-Newcomer squad.

Faried earned his second-straight OVC Defensive Player of the Year award last season while also picking up OVC Player of the Year honors for the first time. Faried was second nationally in rebounding (13.0/game) and double-doubles (25) and 17th nationally in field goal percentage (56.4%) as he earned honorable mention All-American honors. Faried also poured in a career-best 16.9 points per game in helping the Eagles to its second-highest win total in school history (24) and a berth in the College Basketball Invitational (CBI).

In addition to Faried, Murray State's **B.J. Jenkins** and **Isacc Miles** and Eastern Illinois' **Tyler Laser** were each first-team All-OVC picks last season and are each on the preseason team this year.

Austin Peay's **Anthony Campbell** was the lone second-team selection from last season who returned to the OVC this year, while Murray State's **Isaiah Canaan**, along with Jenkins, were the All-Newcomer selections from last year who were on this year's preseason team.

The Preseason All-OVC team is rounded out by Murray State's **Ivan Aska**, Morehead State's **Demonte Harper**, Tennessee Tech's **Kevin Murphy**, Jacksonville State's **Nick Murphy** and Eastern Kentucky's **Justin Stommes**.

2010-11 OVC MEN'S NOTES/PREVIEW

The Season is Here: The 2010-11 season marks the 63rd of competition for the Ohio Valley Conference. Over the previous 62 years, 12 different teams have claimed an OVC regular season championship. Last season Murray State won its record 21st OVC title and first since the 2006 season.

New OVC Tournament Format and Home: After previously playing the first round of the OVC Basketball Tournament on campus sites (since 1997) before advancing to Nashville for the semifinals/finals, the OVC announced a change beginning this season. This year all eight men's and eight women's who qualify for the tournament will advance to one site, Municipal Auditorium in Nashville, Tenn. Municipal, which has hosted six OVC Tournaments before, is the new home of the event which will now be four days in length. The format has also changed from the previous 1 vs. 8, 2 vs. 7, etc. format to a merit-based system. The No. 1 and 2 seeds will receive two byes to the semifinals while the No. 3 and 4 seeds will receive one bye into the quarterfinals. The first round will include the No. 5 seed against the No. 8 seed and the No. 6 seed against the No. 7 seed.

Postseason Success: When Danero Thomas nailed a buzzer-beater to lead Murray State to a victory over Vanderbilt in the NCAA Tournament last season, it marked the second-consecutive season the OVC had won a NCAA Tournament contest. In 2009 Morehead State won the Opening Round game in Dayton, topping Alabama State in front of a record crowd. Prior to either win, it had been the 1989 season since the OVC had won a game in the NCAA Tournament. It marked the first time since the 1988 (Murray State) and 1989 (Middle Tennessee) seasons that the OVC had won games in back-to-back seasons. If the OVC is to make it three wins in as many years this season, it would be the first time since 1987-89 that the league had won NCAA Tournament games in three-straight years.

Multiple Teams in the Postseason: For the second consecutive year in 2009-10, three OVC teams played in the postseason. Murray State was the league's representative in the NCAA Tournament while Eastern Kentucky and Morehead State played in the inaugural College Basketball Invitational (CBI). Murray State won its first round game in the NAAs while Morehead State won its opening game in the CBI, marking the first time since the 1987 season that the OVC had multiple teams winning games in the postseason.

OVC Ends Losing Streak Against the SEC: With Murray State's victory over Vanderbilt in the NCAA Tournament, the OVC ended a 71-game losing streak against teams from the Southeastern Conference (SEC) dating back to the 2000-01 season. Prior to the MSU victory the last OVC team to top an SEC foe was Tennessee Tech who beat South Carolina 73-67 in 2000-01.

Preseason Predictions: Is being picked the preseason favorite always a good thing? Over the past 31 years of preseason polls that were available, the league's head coaches and sports information directors correctly picked the eventual OVC regular season champion 61 percent of the time, picking the correct winner 19 times over the past 31 years. Over the past 10 years, the preseason poll has correctly picked the winner five times (every other season). Last season the poll tabbed Morehead State and Murray State as co-favorites and Murray State would go on to win the title.

Year	Predicted Champion	Actual Champion
2000-01	Austin Peay	Tennessee Tech
2001-02	Tennessee Tech	Tennessee Tech
2002-03	Murray State	Austin Peay/Morehead State
2003-04	Austin Peay	Austin Peay
2004-05	Murray State	Tennessee Tech
2005-06	Murray State	Murray State
2006-07	Samford	Austin Peay
2007-08	Austin Peay	Austin Peay
2008-09	Murray State	UT Martin
2009-10	Morehead State/Murray State	Murray State
2010-11	Murray State	?

Westwood One to Broadcast OVC Championship Game: For the second consecutive season, the 2011 Men's Basketball Championship game will be broadcast by the Westwood One radio network, the largest provider of audio content in America. Westwood One is one of the nation's largest providers of network radio programming and one of the largest domestic providers of traffic information in the U.S. Westwood One serves more than 5,000 radio and 170 TV stations in the U.S. Westwood One provides over 150 news, sports, music, talk and entertainment pro-



grams, features and live events to numerous media partners. Westwood One is home of the most prestigious sports broadcasts on radio. Westwood One's lineup includes regular season NFL football, the Playoffs and the Super Bowl; NCAA Football and Basketball including the Final Four; College World Series; Frozen Four; the Olympics; the Masters and more. Through its Metro Traffic division, Westwood One provides traffic reporting and local news, sports and weather to approximately 2,300 radio and TV stations. Westwood One also provides digital and other cross-platform delivery of its network and Metro content.

Replay Systems for OVC Basketball Venues Enter Year Three: On Dec. 21, 2007, the Ohio Valley Conference mandated the use of courtside replay systems at all OVC basketball venues. The systems were put into place in January 2008 and have been used since. The systems are used in situations that are outlined by NCAA rules.

SIU Edwardsville Continues Reclassification Process to Division I: On July 1, 2008 Southern Illinois University Edwardsville became the 11th member of the Ohio Valley Conference. SIU Edwardsville, who is in the reclassification process to Division I, will begin regular season competition in the OVC during the 2011-12 academic year and will be eligible for postseason competition in 2012-13. The exception is the SIUE softball program, which will be eligible for both regular season and tournament competition in 2010-11; the softball program was the department's women's sport designee to be fast-tracked to Division I, making it eligible to compete at Division I prior to other SIUE sports. SIUE is located in Edwardsville, Ill., which is just northeast of St. Louis (the 18th largest media market in the United States).

OVCSPORTS.TV: For the fifth consecutive year, fans can watch nearly every Conference matchup and all non-conference home contests this season at OVCSPORTS.TV. The venture with NeuLion (formerly JumpTV Sports) allows fans to access live and on-demand streaming video and audio of conference matchups (excluding only national television games which are not available) on their home computer. The premium Web site was launched in July 2006 and has streamed over 1,000 events in its first four years, including all Conference matchups in football and men's and women's basketball as well as select baseball, soccer, softball and volleyball events and OVC Championship events. Packages are available on a yearly, seasonal, monthly or per-event basis.



Morehead State's Kenneth Faried was named OVC Player of the Year in 2009-10 as well as earning his second consecutive Defensive Player of the Year honor. Faried averaged 16.9 points and 13.0 rebounds per game while earning honorable mention All-American honors as well as being named a Lou Henson Mid-Major All-American by CollegeInsider.com. Faried netted 25 double-doubles in 35 games (the second-best total nationally) and helped the Eagles to a runner-up finish in the regular season and OVC Tournament as well as a berth in the inaugural College Basketball Invitational (CBI).

RETURNING STATISTICAL LEADERS

Following are a look at the top statistical returners this season based on their production during the 2009-10 season. (Current year of eligibility indicated in parenthesis)

Scoring	Games	Pts.	Avg.
Kenneth Faried, MOR (Sr.)	35	590	16.9
Anthony Campbell, APSU (Jr.)	31	481	15.5
Kevin Murphy, TTU (Jr.)	32	491	15.3
Nick Murphy, JSU (Sr.)	29	419	14.4
Justin Stommes, ECU (Sr.)	33	469	14.2

Rebounding	Games	Rebs.	Avg.
Kenneth Faried, MOR (Sr.)	35	456	13.0
John Fraley, APSU (Jr.)	32	251	7.8
Nick Murphy, JSU (Sr.)	29	204	7.0
Robert Covington, TSU (So.)	32	208	6.5
Anthony Campbell, APSU (Jr.)	31	165	5.3

Assists	Games	Asst.	Avg.
Dominique Shellman, JSU (Jr.)	29	129	4.4
Isacc Miles, MUR (Sr.)	36	132	3.7
Justin Stommes, ECU (Sr.)	33	117	3.5
Caleb Brown, APSU (Sr.)	32	113	3.5
Jeremy Granger, EIU (Jr.)	31	105	3.4

Steals	Games	Steals	Avg.
B.J. Jenkins, MUR (Sr.)	36	64	1.8
Kenneth Faried, MOR (Sr.)	35	56	1.6
Nick Murphy, JSU (Sr.)	29	46	1.6
Demonte Harper, MOR (Sr.)	34	48	1.4
Reuben Clayton, UTM (Sr.)	27	33	1.2

Field Goal Percentage	Games	FG-A	Pct.
Alfred Jones, TTU (Sr.)	32	120-180	.667
Ivan Aska, MUR (Jr.)	36	151-257	.588
Kenneth Faried, MOR (Sr.)	35	224-397	.564
Jud Dillard, TTU (So.)	32	115-206	.558
Nick Murphy, JSU (Sr.)	29	139-255	.545

3-Point FG Percentage	Games	FG-A	Pct.
Isaiah Canaan, MUR (So.)	36	54-112	.482
Anthony Allison, SEMO (Sr.)	30	36-77	.468
Jacquan Nobles, TSU (So.)	32	68-155	.439
Wil Peters, TSU (Jr.)	32	42-97	.433
Joshua Jones, ECU (Jr.)	32	48-114	.421

ALL-TIME COACHING VICTORIES

Austin Peay head coach Dave Loos became the winningest coach in OVC history during the 2009-10 season. Loos passed the all-time mark previously held by Cal Luther (319). Below is a list of where the 10 current head coaches rank in OVC history. The overall record listed includes only seasons the coaches were a member of the OVC. In total, 91 coaches have led programs while a member of the OVC from 1948 to the present.

Coach	Years	Record
1. Dave Loos (APSU)	1990-present	331-276 (.545)
2. Cal Luther (MUR/UTM)	1958-74, '92-99	319-283 (.530)
3. E.A. Diddle (WKU)	1948-64	296-143 (.674)
4. Lake Kelly (APSU)	1971-77, '85-90	189-122 (.608)
5. Madison Brooks (ETSU)	1957-73	186-199 (.483)
6. Paul McBrayer (EKU)	1948-62	181-133 (.576)
7. Bob Laughlin (MOR)	1953-65	166-120 (.580)
8. Jimmy Earle (MTSU)	1969-79	164-103 (.614)
9. John Oldham (WKU)	1964-71	146-41 (.781)
10. Bruce Stewart (MTSU)	1984-91	141-76 (.650)
12. Mike Sutton (TTU)	2002-present	129-117 (.524)
28. Jeff Neubauer (EKU)	2005-present	87-70 (.554)
29. Billy Kennedy (MUR)	2006-present	84-44 (.656)
37. Donnie Tyndall (MOR)	2006-present	71-60 (.542)
58. Mike Miller (EIU)	2005-present	54-93 (.367)
79. James Green (JSU)	2008-present	22-36 (.379)
85. John Cooper (TSU)	2009-present	9-23 (.281)
87. Dickey Nutt (SEMO)	2009-present	7-23 (.233)
90. Jason James (UTM)	2009-present	4-25 (.138)

OVC History/Event Breakdown

All-Time Record Breakdown

All-Time OVC Record:	19-37
All-Time Home Record:	12-14
All-Time Road Record:	7-23
All-Time TV Games:	2-3
All-Time Record in Return Games (Following Year)	23-20

School-by-School Records

Austin Peay	2-5
Eastern Illinois	2-3
Eastern Kentucky	3-2
Jacksonville State	1-4
Morehead State	0-5
Murray State	4-2
Samford	1-2
Southeast Missouri	0-5
SIU Edwardsville	0-1
Tennessee State	2-2
Tennessee Tech	1-4
UT Martin	3-2

Game-by-Game Breakdown

2003

No participants

2004

Austin Peay at Wichita State (TV - ESPN+) L, 62-47

2005

Austin Peay at East Tennessee State L, 85-81
Murray State at Rice (TV - ESPN+) W, 69-63

2006

Arkansas State at **Austin Peay** W, 92-71
 Eastern Michigan at **Eastern Illinois** L, 65-50
 UNC Asheville at **Eastern Kentucky** L, 83-77
 New Orleans at **Jacksonville State** W, 79-74
Morehead State at Central Michigan L, 87-76
 Illinois-Chicago at **Murray State** W, 72-68
Samford at Ohio (TV - ESPN 360) L, 64-52
Southeast Missouri at UC Riverside L, 69-61
Tennessee State at Ball State W, 70-69
Tennessee Tech at Bradley L, 77-62
UT Martin at Evansville W, 69-62

2007

Austin Peay at Akron (TV - ESPN) L, 74-57
Eastern Illinois at Loyola University (Chicago) L, 66-43
Eastern Kentucky at Youngstown State L, 66-61
Jacksonville State at Chattanooga L, 75-64
 Bowling Green at **Morehead State** L, 90-72
Murray State at Rider W, 58-51
 Evansville at **Samford** L, 69-65
 Louisiana Tech at **Southeast Missouri** L, 72-56
 Loyola College (Md.) at **Tennessee State** L, 62-60
 Northwestern State at **Tennessee Tech** W, 85-84 (OT)
 Saint Peter's at **UT Martin** W, 59-58

2008

Georgia Southern at **Austin Peay** W, 80-72
 Evansville at **Eastern Illinois** L, 63-55
 Ball State at **Eastern Kentucky** W, 51-48
 Georgia State at **Jacksonville State** L, 85-78
Morehead State at James Madison L, 89-57
 Indiana State at **Murray State** L, 79-62
Samford at Louisiana Tech W, 73-70 (OT)
Southeast Missouri at Eastern Michigan L, 86-82
Tennessee State at Northern Illinois cancelled
Tennessee Tech at East Tennessee State L, 88-80
UT Martin at Elon W, 81-77

2009

Austin Peay at Drake L, 71-54
Eastern Illinois at Western Michigan W, 59-57
 Ohio at **Eastern Kentucky** W, 73-51
Jacksonville State at Georgia Southern L, 66-63
Morehead State at Kent State L, 79-76
 Louisiana Tech at **Murray State** L, 69-60
 Northern Illinois at **Southeast Missouri** L, 97-73
 Detroit at **Tennessee State** W, 78-75
Tennessee Tech at Ball State L, 59-55
 Missouri State at **UT Martin** L, 79-77

2010

Oral Roberts at **Austin Peay** L, 89-80
 Northern Illinois at **Eastern Illinois** W, 73-70
 Winthrop at **Eastern Kentucky** W, 77-57
 Presbyterian at **Jacksonville State** L, 59-55
Morehead State at Illinois State L, 71-62
 Morgan State at **Murray State** (TV: ESPN) W, 75-66
Southeast Missouri at Miami (Ohio) L, 69-53
 SIU Edwardsville at Cal State Fullerton L, 78-74
Tennessee State at Central Arkansas L, 79-73
Tennessee Tech at Appalachian State L, 81-68
UT Martin at Ball State L, 68-52

2011

2011 matchups will be announced on January 31, 2011

ESPN BRACKETBUSTERS

ESPN BracketBusters Format: In its ninth year, ESPN BracketBusters is an ESPN television property that was tremendously successful with its first eight events in February of 2003, 2004, 2005, 2006, 2007, 2008, 2009 and 2010. The event has allowed Division I conferences to participate in a cutting-edge format that involves "wild card" pairings from the pool of participating teams, with half of the ESPN BracketBusters teams pre-designated as "home" and the remaining half as "road" teams.


OVC Schools in the Event: For the sixth straight year, all 10 Ohio Valley Conference schools eligible for postseason play will participate in the ESPN BracketBusters series. Five schools will host games this season while the other five will go on the road. Austin Peay has competed in the most BracketBusters games (7) while Murray State has the best record in the event (4-2).

What Makes ESPN BracketBusters Different From Other Events: What sets ESPN BracketBusters apart from the other made-for-television events is that the pairings of teams is not pre-determined. The actual pairings take place three weeks in advance of the event, and those matchups are determined on the basis of regular season play. Another important component for ESPN BracketBusters participants is future scheduling. Each team that participates in any given year agrees to enter into a home-and-home series with its to-be-named opponent. The return game of each series is made in November or December in the season following the BracketBusters game. This return game allows for the completion of the two-game series contract and is not part of the ESPN BracketBusters event in that second year.

BracketBusters Pool Versus Field: The ESPN BracketBusters pool is defined as the original 114 participating teams prior to the pairing of teams for the television package. The ESPN BracketBusters field is defined as the 22 teams chosen for the 11 games televised on the ESPN family of networks (ESPN, ESPN2 and ESPNU).

2011 ESPN BracketBusters Evaluation and Pairings Process: The evaluation and pairings of teams for the ESPN television package will be made by the staff of ESPN, in consultation with the commissioners of participating conferences. Consideration will be given to avoiding matchups of conference teams and matchups of any teams that have already met during the current season. ESPN, in consultation with the conference commissioners, will make pairing decisions on Sunday, January 30, and those selections will be announced on Monday afternoon, January 31. The selection of ESPN networks and start times will not be announced until a week later.

2010 NCAA Tournament Field: Last year's ESPN BracketBusters pool included 11 teams who earned berths into the NCAA Tournament: Morgan State, Murray State, New Mexico State, Northern Iowa, Ohio, Old Dominion, Siena, Utah State, UC-Santa Barbara, Vermont, Winthrop. Those teams combined for five wins overall: Murray State defeated Vanderbilt; Northern Iowa defeated UNLV and Kansas; Ohio defeated Georgetown; and Old Dominion defeated Notre Dame.





BRACKETBUSTERS

February 18-20, 2011

114 TEAMS ... 15 CONFERENCES ... 3 DAYS OF GREAT COLLEGE BASKETBALL ACTION!

A record total of 114 teams – representing 15 collegiate athletic conferences and one independent institution – will compete in the three-day event (February 18-20), with the entire BracketBusters slate of matchups to be announced in late January.

ESPN will televise 11 games on its national platforms, with six contests on ESPN2 and five more games on ESPNU over the weekend.

HOME TEAMS: Boston U, Stony Brook, Eastern Washington, Idaho State, Montana State, Portland State, High Point, Liberty, Presbyterian, UNC Asheville, Winthrop, Cal Poly, Long Beach State, UC Davis, UC Santa Barbara, Drexel, James Madison, Old Dominion, Towson, UNC Wilmington, William & Mary, Loyola (Ill.), Valparaiso, Wright State, Youngstown State, Fairfield, Marist, Niagara, Rider, Siena, Akron, Buffalo, Eastern Michigan, Northern Illinois, Toledo, Western Michigan, Morgan State, Drake, Indiana State, Northern Iowa, Southern Illinois, Wichita State, Murray State, Southeast Missouri State, Tennessee-Martin, Tennessee State, Tennessee Tech, College of Charleston, Western Carolina, Wofford, Oral Roberts, Fresno State, Louisiana Tech, Nevada, New Mexico State, San Jose State and Saint Mary's.

AWAY TEAMS: Maine, New Hampshire, Vermont, Montana, Northern Arizona, Northern Colorado, Sacramento State, Weber State, Charleston Southern, Gardner-Webb, Radford, Virginia Military Institute, Cal State Fullerton, Cal State Northridge, Pacific, UC Irvine, UC Riverside, Delaware, George Mason, Georgia State, Hofstra, Northeastern, Virginia Commonwealth, Cleveland State, Detroit, Green Bay, Milwaukee, Canisius, Iona, Loyola (Md.), Manhattan, Saint Peter's, Ball State, Bowling Green, Central Michigan, Kent State, Miami (Ohio), Ohio, Delaware State, Bradley, Creighton, Evansville, Illinois State, Missouri State, Austin Peay, Eastern Illinois, Eastern Kentucky, Jacksonville State, Morehead State, Appalachian State, Davidson, Boise State, Hawaii, Idaho, Utah State, Loyola Marymount and Seattle U.

ESPN2



2010-11 MEN'S COMPOSITE SCHEDULE

Tuesday, November 2

Trevecca Nazarene at **Tennessee State**, 7:00 p.m. (exh.)

Thursday, November 4

Centre College at **Morehead State**, 6:00 p.m. (exhibition)
 Central Missouri at **Austin Peay**, 7:00 p.m. (exhibition)
 West Georgia at **Jacksonville State**, 7:00 p.m. (exhibition)
 Carson-Newman at **Tennessee Tech**, 7:30 p.m. (exhibition)

Friday, November 5

Alice Lloyd at **Eastern Kentucky**, 6:00 p.m. (exhibition)

Thursday, November 6

Illinois College at **Eastern Illinois**, 6:00 p.m. (exhibition)
 Ouachita Baptist at **Southeast Missouri**, 7:00 p.m. (exhibition)

Friday, November 7

Webster at **SIU Edwardsville**, 4:00 p.m. (exhibition)

Monday, November 8

Carson-Newman at **Tennessee State**, 7:00 p.m. (exhibition)
 Westminster at **Austin Peay**, 7:30 p.m. (exhibition)
 Bethel at **UT Martin**, 7:30 p.m. (exhibition)

Tuesday, November 9

Mountain State at **Morehead State**, 6:00 p.m. (exhibition)
 Freed-Hardeman at **Murray State**, 7:00 p.m. (exhibition)
 Henderson State at **Southeast Missouri**, 7:00 p.m. (exhibition)

Friday, November 12

MacMurray College at **UT Martin**, 5:00 p.m.
 Asbury College at **Morehead State**, 6:00 p.m.
Tennessee Tech at North Carolina State, 6:00 p.m.
 South Dakota State at **Eastern Illinois**, 7:00 p.m.
Tennessee State at Mississippi State, 7:00 p.m.
Austin Peay at Saint Louis, 7:30 p.m.
Eastern Kentucky at Loyola (Chicago), 7:30 p.m.
 IPFW at **SIU Edwardsville**, 8:00 p.m.

Saturday, November 13

Eastern Kentucky vs. Texas-Pan American, 5:00 p.m.
Southeast Missouri at UAB, 7:00 p.m.
 West Alabama at **Jacksonville State**, 7:45 p.m.

Sunday, November 14

North Carolina A&T at **Morehead State**, 1:00 p.m.
SIU Edwardsville at Illinois State, 2:05 p.m.
Eastern Kentucky vs. Indiana State, 3:00 p.m.
Eastern Illinois at Ball State, 3:00 p.m.

Monday, November 15

Austin Peay at Chattanooga, 6:00 p.m.
 Fisk at **Tennessee State**, 7:00 p.m.
 Centenary College at **UT Martin**, 7:00 p.m.
 East Tennessee State at **Murray State**, 7:30 p.m.

Tuesday, November 16

Jacksonville State at Norfolk State, 6:00 p.m.
Southeast Missouri at Florida Gulf Coast, 6:05 p.m.

Wednesday, November 17

SIU Edwardsville at **Eastern Kentucky**, 6:30 p.m.
Murray State at Ole Miss, 7:00 p.m.
Tennessee State at Illinois State, 7:05 p.m.

Thursday, November 18

Jacksonville State at VMI, 6:00 p.m.
Morehead State at UNC-Wilmington, 6:00 p.m.
UT Martin at LSU, 7:00 p.m.
Eastern Illinois at Loyola (Chicago), 7:00 p.m.
Austin Peay at Lipscomb, 7:15 p.m.

Saturday, November 20

UT Martin at Northwestern State, 2:00 p.m.
Tennessee Tech at East Tennessee State, 3:00 p.m.
 IU South Bend at **Eastern Illinois**, 6:00 p.m.
 Presbyterian College at **Eastern Kentucky**, 6:00 p.m.
 Reinhardt at **Murray State**, 7:00 p.m.
 MacMurray at **SIU Edwardsville**, 7:00 p.m.
Southeast Missouri at UMKC, 7:05 p.m.
Tennessee State at Air Force, 8:00 p.m.

Sunday, November 21

Austin Peay at Southern Illinois, 2:05 p.m.
Morehead State at Florida, 2:30 p.m. (Sun Sports)

Monday, November 22

Grambling at **Southeast Missouri**, 7:00 p.m.
 Southeastern Louisiana at **Jacksonville State**, 7:00 p.m.

Tuesday, November 23

Austin Peay at Purdue, 6:00 p.m. (ESPN3.com)
Morehead State at Ohio State, 6:00 p.m. (ESPN3.com)
 Cincinnati Christian College at **Eastern Kentucky**, 6:00 p.m.
 Appalachian State at **Tennessee Tech**, 7:00 p.m.
Tennessee State at Saint Louis, 7:00 p.m.
UT Martin at Memphis, 7:00 p.m.

Wednesday, November 24

Southeast Missouri at Arkansas, 7:00 p.m.
Eastern Illinois at Bradley, 7:05 p.m.
SIU Edwardsville at UMKC, 7:05 p.m.

Thursday, November 25

Murray State vs. Stanford, 8:00 p.m. (ESPNU)

Friday, November 26

Austin Peay vs. Charleston Southern, 12:00 p.m.
SIU Edwardsville at Iowa, 5:35 p.m. (Big Ten Network)
Jacksonville State vs. ULM, 8:00 p.m.
Murray State vs. Tulsa/UNLV, 8:30/10:30 p.m. (ESPNU)

Saturday, November 27

Austin Peay vs. TBD, 11:30 a.m./2:00 p.m.
 Arkansas State at **Southeast Missouri**, 4:00 p.m.
 Lipscomb at **UT Martin**, 4:00 p.m.
 Eastern Illinois at **South Dakota State**, 7:00 p.m.
Jacksonville State vs. South Dakota, 8:35 p.m.

Sunday, November 28

Tennessee Tech at Michigan State, 12:00 p.m. (Big Ten Network)
Jacksonville State at Illinois State, 3:35 p.m.
Morehead State at **SIU Edwardsville**, 4:00 p.m.
Murray State vs. TBD, TBA (ESPNU)

Monday, November 29

Belmont at **Tennessee State**, 7:00 p.m.

Wednesday, December 1

SIU Edwardsville at **Tennessee Tech**, 6:00 p.m.
Jacksonville State at UAB, 7:00 p.m.

Thursday, December 2

Murray State at **Eastern Kentucky**, 6:30 p.m.
UT Martin at **Morehead State**, 6:45 p.m.
Tennessee State at **Eastern Illinois**, 7:30 p.m.
Austin Peay at **Southeast Missouri**, 7:30 p.m.

Saturday, December 4

Austin Peay at **Eastern Illinois**, 6:00 p.m.
UT Martin at **Eastern Kentucky**, 6:00 p.m.
Tennessee State at **Southeast Missouri**, 6:00 p.m.
 Middle Tennessee at **SIU Edwardsville**, 7:00 p.m.
Murray State at **Morehead State**, 7:00 p.m.
Tennessee Tech at **Jacksonville State**, 7:45 p.m.

Monday, December 6

Southeast Missouri at Iowa State, 7:00 p.m.

Tuesday, December 7

St. Catharine at **Morehead State**, 6:00 p.m.
 Lipscomb at **Austin Peay**, 7:00 p.m.
Tennessee State at Alabama A&M, 7:00 p.m.

Wednesday, December 8

Kentucky Christian at **Eastern Kentucky**, 6:00 p.m.
 Ball State at **Eastern Illinois**, 7:00 p.m.
UT Martin at Central Arkansas, 7:00 p.m.
SIU Edwardsville at Loyola (Chicago), 7:00 p.m.
 High Point at **Tennessee Tech**, 7:00 p.m.
Southeast Missouri at Southern Illinois, 7:05 p.m.

Saturday, December 11

Eastern Kentucky at Minnesota, 12:00 p.m. (Big Ten Network)
UT Martin at IPFW, 12:00 p.m.
Murray State at Chattanooga, 2:00 p.m.
 Hannibal-LaGrange College at **Southeast Missouri**, 4:00 p.m.
 Western Illinois at **Eastern Illinois**, 6:00 p.m.
Morehead State at Northern Iowa, 7:00 p.m.
 Kennesaw State at **SIU Edwardsville**, 7:00 p.m.
 Lipscomb at **Tennessee Tech**, 7:00 p.m.
 Fontbonne at **Austin Peay**, 7:30 p.m.

Sunday, December 12

LeMoyne-Owen at **Tennessee State**, 3:00 p.m.

Monday, December 13

Jacksonville State at Oregon, 9:00 p.m.

Wednesday, December 15

Jacksonville State at Presbyterian, 6:00 p.m.
 Bethel at **Murray State**, 7:00 p.m.

Thursday, December 16

Austin Peay at Memphis, 7:00 p.m. (CSS)

Friday, December 17

SIU Edwardsville at Indiana, 6:00 p.m. (Big Ten Network)

Saturday, December 18

Eastern Kentucky at **Austin Peay**, 7:00 p.m.
 Western Kentucky at **Murray State**, 7:30 p.m.

Sunday, December 19

SIU Edwardsville at Northern Iowa, 1:00 p.m.
Eastern Illinois at **Tennessee Tech**, 4:00 p.m. (OVC GOTW)
 William Woods at **UT Martin**, 4:00 p.m.
Southeast Missouri at **Jacksonville State**, 4:30 p.m.
Morehead State at **Tennessee State**, 5:00 p.m.

Tuesday, December 21

Murray State at **UT Martin**, 7:00 p.m.
Eastern Kentucky at **Tennessee State**, 7:30 p.m.
Morehead State at **Austin Peay**, 7:30 p.m.
Southeast Missouri at **Tennessee Tech**, 7:30 p.m.
Eastern Illinois at **Jacksonville State**, 7:45 p.m.

Wednesday, December 22

SIU Edwardsville vs. Longwood, 1:30 p.m.

Thursday, December 23

SIU Edwardsville vs. S.C. State/The Citadel, 1:30/4:00 p.m.

Monday, December 27

UT Martin at Ohio State, 4:00 p.m.

Tuesday, December 28

Kent State at **Morehead State**, 6:00 p.m.
 Brescia at **Austin Peay**, 7:00 p.m.

Wednesday, December 29

UT Martin at Tennessee, 6:00 p.m. (CSS)
Jacksonville State at South Carolina, 6:00 p.m. (FS Carolinas)
Tennessee State at Middle Tennessee, 7:00 p.m.
Southeast Missouri at SMU, 7:00 p.m.

Thursday, December 30

Binghamton at **Morehead State**, 6:00 p.m.
 Crowley's Ridge College at **Tennessee Tech**, 7:00 p.m.
SIU Edwardsville at **Murray State**, 7:30 p.m.

Friday, December 31

Eastern Kentucky at Georgia, 1:00 p.m. (Fox Sports South)
Eastern Illinois at Western Michigan, 1:00 p.m.

Sunday, January 2

Eastern Kentucky at Georgia Southern, 1:00 p.m.
Tennessee State at Memphis, 2:00 p.m.
 College of Charleston at **Morehead State**, 3:30 p.m.
 Bluefield College at **Tennessee Tech**, 4:00 p.m.

Monday, January 3

SIU Edwardsville at Ball State, 6:00 p.m.
 Chattanooga at **Austin Peay**, 7:00 p.m.
 Anderson College at **Eastern Illinois**, 7:00 p.m.
UT Martin at **Southeast Missouri**, 7:00 p.m. (OVC GOTW)

Thursday, January 6

Jacksonville State at **Eastern Kentucky**, 6:30 p.m.
Tennessee Tech at **Morehead State**, 6:45 p.m.
Tennessee State at **Murray State**, 7:30 p.m.

Saturday, January 8

Austin Peay at **Murray State**, 11:00 a.m. (ESPNU)
Tennessee Tech at **Eastern Kentucky**, 6:00 p.m.
Eastern Illinois at **Southeast Missouri**, 6:00 p.m.
Tennessee State at **UT Martin**, 6:00 p.m.
Jacksonville State at **Morehead State**, 6:30 p.m.
 South Dakota at **SIU Edwardsville**, 7:00 p.m.

Monday, January 10

Austin Peay at **UT Martin**, 7:00 p.m.

Tuesday, January 11

SIU Edwardsville at IPFW, 7:00 p.m.

Thursday, January 13

Eastern Kentucky at **Eastern Illinois**, 7:30 p.m.
Morehead State at **Southeast Missouri**, 7:30 p.m.
UT Martin at **Tennessee Tech**, 7:30 p.m.
Murray State at **Jacksonville State**, 7:45 p.m.

Saturday, January 15

Austin Peay at **Tennessee State**, 3:00 p.m. (ESPNU)
Eastern Kentucky at **Southeast Missouri**, 4:00 p.m.
UT Martin at **Jacksonville State**, 4:30 p.m.
Morehead State at **Eastern Illinois**, 6:00 p.m.
Murray State at **Tennessee Tech**, 7:30 p.m.

Tuesday, January 18

Eastern Kentucky at **SIU Edwardsville**, 7:00 p.m.

Thursday, January 20

SIU Edwardsville at Northwestern, 5:30 p.m.
Southeast Missouri at **UT Martin**, 7:00 p.m.
Jacksonville State at **Tennessee State**, 7:30 p.m.
Tennessee Tech at **Austin Peay**, 7:30 p.m.
Eastern Illinois at **Murray State**, 7:30 p.m.
 (TBD Wild Card TV Game on ESPNU at 6:00 p.m.)

Saturday, January 22

Eastern Kentucky at **Morehead State**, 12:00 p.m. (ESPNU)
Eastern Illinois at **UT Martin**, 6:00 p.m.
Jacksonville State at **Austin Peay**, 7:30 p.m.
Southeast Missouri at **Murray State**, 7:30 p.m.
Tennessee Tech at **Tennessee State**, 7:30 p.m.

Monday, January 24

Morehead State at Ball State, 6:00 p.m.
UT Martin at **SIU Edwardsville**, 7:00 p.m.

Wednesday, January 26

Murray State at **SIU Edwardsville**, 7:00 p.m.

Thursday, January 27

Austin Peay at **Eastern Kentucky**, 6:30 p.m.
Tennessee State at **Morehead State**, 6:45 p.m.
Tennessee Tech at **Eastern Illinois**, 7:30 p.m.
Jacksonville State at **Southeast Missouri**, 7:30 p.m.

Saturday, January 29

*Jacksonville State at Eastern Illinois, 6:00 p.m.
 *Tennessee State at Eastern Kentucky, 6:00 p.m.
 *Tennessee Tech at Southeast Missouri, 6:00 p.m.
 *Austin Peay at Morehead State, 6:15 p.m.
 Greenville at SIU Edwardsville, 7:00 p.m.
 *UT Martin at Murray State, 7:30 p.m.

Tuesday, February 1

Southeast Missouri at SIU Edwardsville, 8:00 p.m.

Thursday, February 3

SIU Edwardsville at South Dakota, 7:00 p.m.
 *UT Martin at Austin Peay, 7:30 p.m.
 *Murray State at Tennessee State, 7:30 p.m. (OVC GOTW)
 *Eastern Kentucky at Tennessee Tech, 7:30 p.m.
 *Morehead State at Jacksonville State, 7:45 p.m.
 (TBD Wild Card TV Game on ESPNU at 8:00 p.m.)

Saturday, February 5

*Eastern Kentucky at Jacksonville State, 4:30 p.m.
 *Southeast Missouri at Eastern Illinois, 6:00 p.m.
 *Murray State at Austin Peay, 7:30 p.m.
 *UT Martin at Tennessee State, 7:30 p.m.
 *Morehead State at Tennessee Tech, 7:30 p.m.

Monday, February 7

*Murray State at Eastern Illinois, 7:00 p.m.
 *Austin Peay at Tennessee Tech, 7:00 p.m.
 *Tennessee State at Jacksonville State, 7:00 p.m. (OVC GOTW)

Thursday, February 10

*Southeast Missouri at Eastern Kentucky, 6:30 p.m.
 *Eastern Illinois at Morehead State, 6:45 p.m.
 *Tennessee Tech at Murray State, 7:30 p.m.
 *Jacksonville State at UT Martin, 7:30 p.m.

Saturday, February 12

*Tennessee Tech at UT Martin, 6:00 p.m.
 *Eastern Illinois at Eastern Kentucky, 6:00 p.m.
 *Southeast Missouri at Morehead State, 6:15 p.m.
 Robert Morris at SIU Edwardsville, 7:00 p.m.
 *Tennessee State at Austin Peay, 7:30 p.m.
 *Jacksonville State at Murray State, 7:30 p.m.

Monday, February 14

*Tennessee State at Tennessee Tech, 7:00 p.m.

Tuesday, February 15

*UT Martin at Eastern Illinois, 7:00 p.m.
 *Austin Peay at Jacksonville State, 7:00 p.m.

Wednesday, February 16

*Morehead State at Eastern Kentucky, 6:00 p.m.
 *Murray State at Southeast Missouri, 7:00 p.m.

Saturday, February 19

*ESPN BracketBusters
 Home Teams: Murray State, Southeast Missouri, Tennessee State, Tennessee Tech, UT Martin
 Away Teams: Austin Peay, Eastern Illinois, Eastern Kentucky, Jacksonville State, Morehead State

Tuesday, February 22

Tennessee Tech at SIU Edwardsville, 8:00 p.m.

Thursday, February 24

*Eastern Kentucky at UT Martin, 5:30 p.m.
 Hannibal-LaGrange at SIU Edwardsville, 7:00 p.m.
 *Eastern Illinois at Austin Peay, 7:30 p.m.
 *Southeast Missouri at Tennessee State, 7:30 p.m.
 *Morehead State at Murray State, 8:00 p.m. (ESPNU)

Saturday, February 26

*Morehead State at UT Martin, 6:00 p.m.
 *Southeast Missouri at Austin Peay, 7:30 p.m.
 *Eastern Illinois at Tennessee State, 7:30 p.m.
 *Eastern Kentucky at Murray State, 7:30 p.m.
 *Jacksonville State at Tennessee Tech, 7:30 p.m.

Wednesday, March 2

*OVC Tournament First Round, 6:00 & 8:00 p.m.
 (Municipal Auditorium - Nashville, Tenn.)

Thursday, March 3

*OVC Tournament Quarterfinals, 6 & 8:00 p.m.
 (Municipal Auditorium - Nashville, Tenn.)

Friday, March 4

*OVC Tournament Semifinals, 7 & 9:00 p.m. (TV: ESPNU)
 (Municipal Auditorium - Nashville, Tenn.)

Saturday, March 5

*OVC Tournament Championship, 7:00 p.m. (TV: ESPN2)
 (Municipal Auditorium - Nashville, Tenn.)

* - Denotes OVC contest

All Times CENTRAL; dates and times subject to change

Tournament Key

- ¹ - Loyola Classic (Chicago, Ill.)
- ² - Chicago Invitational (campus sites/Hoffman Estates, Ill.)
- ³ - 76 Classic (Anaheim, Calif.)
- ⁴ - Global Sports Roundball Classic (Normal, Ill.)
- ⁵ - Las Vegas Classic (campus sites/Las Vegas, Nev.)
- ⁶ - ESPN BracketBusters (various sites)
- ⁷ - OVC Tournament (Municipal Auditorium - Nashville, Tenn.)

2011-12 OVC SCHEDULE

Tuesday, December 27

Tennessee State at Austin Peay
 Eastern Kentucky at Jacksonville State
 Morehead State at Southeast Missouri
 UT Martin at Murray State

Thursday, December 29

Austin Peay at Eastern Kentucky
 Murray State at Eastern Illinois
 Jacksonville State at Southeast Missouri
 UT Martin at Tennessee State
 Tennessee Tech at SIU Edwardsville

Saturday, December 31

Austin Peay at Morehead State
 Tennessee State at Eastern Kentucky
 Jacksonville State at SIU Edwardsville
 Murray State at Southeast Missouri
 Tennessee Tech at UT Martin

Thursday, January 5

Eastern Kentucky at Murray State
 Morehead State at Jacksonville State
 Eastern Illinois at SIU Edwardsville
 Southeast Missouri at UT Martin
 Tennessee State at Tennessee Tech

Saturday, January 7

Murray State at Austin Peay
 Southeast Missouri at Eastern Kentucky
 Tennessee State at Jacksonville State
 Morehead State at Tennessee Tech
 SIU Edwardsville at UT Martin

Thursday, January 12

Eastern Kentucky at Austin Peay
 UT Martin at Eastern Illinois
 Morehead State at Tennessee State
 Jacksonville State at Murray State
 SIU Edwardsville at Southeast Missouri

Saturday, January 14

Jacksonville State at Austin Peay
 Eastern Illinois at Southeast Missouri
 Eastern Kentucky at Morehead State
 Tennessee Tech at Murray State
 SIU Edwardsville at Tennessee State

Thursday, January 19

Austin Peay at SIU Edwardsville
 Tennessee State at Eastern Illinois
 UT Martin at Eastern Kentucky
 Jacksonville State at Tennessee Tech

Saturday, January 21

Austin Peay at Eastern Illinois
 UT Martin at Morehead State
 Murray State at SIU Edwardsville
 Southeast Missouri at Tennessee Tech

Thursday, January 26

Austin Peay at Southeast Missouri
 Eastern Illinois at Jacksonville State
 Tennessee State at UT Martin
 Tennessee Tech at Eastern Kentucky

Saturday, January 28

UT Martin at Austin Peay
 Eastern Illinois at Murray State
 Eastern Kentucky at Tennessee State
 Tennessee Tech at Morehead State
 SIU Edwardsville at Jacksonville State

Monday, January 30

Austin Peay at Tennessee State
 Southeast Missouri at Eastern Illinois
 Murray State at Morehead State
 SIU Edwardsville at Tennessee Tech

Thursday, February 2

Tennessee Tech at Austin Peay
 Eastern Kentucky at Eastern Illinois
 Jacksonville State at UT Martin
 Morehead State at SIU Edwardsville
 Southeast Missouri at Murray State

Saturday, February 4

Morehead State at Eastern Illinois
 Eastern Kentucky at SIU Edwardsville
 Tennessee Tech at Jacksonville State
 Murray State at UT Martin
 Tennessee State at Southeast Missouri

Thursday, February 9

Eastern Illinois at Tennessee Tech
 Jacksonville State at Morehead State
 Tennessee State at Murray State

Saturday, February 11

Austin Peay at Murray State
 Eastern Illinois at UT Martin
 Morehead State at Eastern Kentucky
 Southeast Missouri at SIU Edwardsville
 Tennessee Tech at Tennessee State

TBD

Morehead State at Austin Peay
 Eastern Illinois at SIU Edwardsville
 Eastern Kentucky at Tennessee Tech
 Jacksonville State at Tennessee State
 UT Martin at Southeast Missouri

Saturday, February 18

BracketBusters

Thursday, February 23

Austin Peay at UT Martin
 Eastern Illinois at Morehead State
 SIU Edwardsville at Eastern Kentucky
 Murray State at Tennessee State
 Southeast Missouri at Jacksonville State

Saturday, February 25

Southeast Missouri at Austin Peay
 Eastern Illinois at Eastern Kentucky
 SIU Edwardsville at Morehead State
 UT Martin at Jacksonville State
 Murray State at Tennessee Tech

Wednesday, February 29 - Saturday, March 3

OVC Tournament
 Municipal Auditorium - Nashville, Tenn.

All Future Schedules Subject to Change



AUSTIN PEAY GOVERNORS

2010-11 SCHEDULE

NOVEMBER

4	CENTRAL MISSOURI (exh.)	7:00 p.m.
8	WESTMINSTER (exhibition)	7:30 p.m.
12	at St. Louis	7:30 p.m.
15	at Chattanooga	6:00 p.m.
18	at Lipscomb	7:15 p.m.
21	at Southern Illinois ¹	2:05 p.m.
23	at Purdue ¹ (ESPN3.com)	6:00 p.m.
26	vs. Charleston Southern ²	12:00 p.m.
27	vs. TBA ²	11:30 a.m./2 p.m.

DECEMBER

2	at Southeast Missouri*	7:30 p.m.
4	at Eastern Illinois*	6:00 p.m.
7	LIPSCOMB	7:00 p.m.
11	FONTBONNE	7:30 p.m.
16	at Memphis (CSS)	7:00 p.m.
18	EASTERN KENTUCKY*	7:00 p.m.
21	MOREHEAD STATE*	7:30 p.m.
28	BRESCIA	7:00 p.m.

JANUARY

3	CHATTANOOGA	7:00 p.m.
8	at Murray State* (ESPNU)	11:00 a.m.
10	at UT Martin*	7:00 p.m.
15	at Tennessee State* (ESPNU)	3:00 p.m.
20	TENNESSEE TECH*	7:30 p.m.
22	JACKSONVILLE STATE*	7:30 p.m.
27	at Eastern Kentucky*	6:30 p.m.
29	at Morehead State*	6:15 p.m.

FEBRUARY

3	UT MARTIN*	7:30 p.m.
5	MURRAY STATE*	7:30 p.m.
7	at Tennessee Tech*	7:00 p.m.
12	TENNESSEE STATE*	7:30 p.m.
15	at Jacksonville State*	7:00 p.m.
19	at ESPN BracketBusters ³	TBA
24	EASTERN ILLINOIS*	7:30 p.m.
26	SOUTHEAST MISSOURI*	7:30 p.m.

MARCH

2-5	OVC Tournament ⁴	TBD
-----	-----------------------------	-----

¹ Chicago Invitational Challenge (campus sites)
² Chicago Invitational Challenge (Hoffman Estates, Ill.)
³ ESPN BracketBusters
⁴ OVC Tournament (Municipal Auditorium - Nashville, Tenn.)
 * Ohio Valley Conference Game
Home Games in Bold
 All Times Central and Subject to Change

TEAM NOTES

• Head coach Dave Loos, a five-time OVC Coach of the Year (1991, 1997, 2003, 2004, 2007) became the winningest coach in OVC history during the 2009-10 season (331 wins while in the OVC). Loos, now in his 21st season at APSU, is the current Dean of OVC coaches. He is one of just 14 Division I coaches to be at the same program for at least 20 years. He is currently the only Division I head men's basketball coach to also serve as his school's athletic director.

• Austin Peay has reached no worse than the OVC Tournament Semifinals in 12 of the last 16 seasons and has advanced to the OVC Tournament Championship game in six of the last eight seasons.

• Bret Campbell, former head coach at UT Martin, rejoins the APSU staff as an assistant coach. Campbell was with the Gobs from 1992-99 before heading to UT Martin; he spent last season as the Director of Basketball Operations at Murray State.

Basic Information

Location:Clarksville, Tenn.
 Enrollment:10,188
 Founded:1927
 Nickname:Governors
 Colors:Red and White
 President:Tim Hall
 Athletic Director:Dave Loos
 Arena:Dunn Center/Dave Aaron Arena (7,875)

Media Relations

Men's Basketball Contact:Brad Kirtley
 Office Phone:(931) 553-2845
 Cell Phone:(931) 801-7875
 Fax:(931) 221-7562
 Email:kirtleyb@apsu.edu
 Web site:www.LetsGoPeay.com
 Press Row Phone:(931) 221-7155

Team Information

Players Returning/Lost:6/5
 Starters Returning/Lost:4/1
 2009-10 Record/OVC (Finish):17-15/11-7 (3rd/tie)
 Postseason:OVC Tournament 1st Round
 All-Time Record:1,080-931 (.537)
 All-Time OVC Record:375-335 (.528)
 Joined OVC:1963

OVC Regular Season Titles (8)

1973, 1974, 1977, 1997, 2003, 2004, 2007, 2008

OVC Tournament Titles (4)

1987, 1996, 2003, 2008

NCAA Tournament Appearances (6)

1973, 1974, 1987, 1996, 2003, 2008

2010-11 ROSTER

No.	Name	Pos.	Ht.	Wt.	Yr.	Hometown (Last School)
3	Caleb Brown	G	6-0	175	Sr.	Memphis, Tenn. (Raleigh Egypt)
4	Marcel Williams	F	6-6	237	R-Jr.	Ocoee, Fla. (Ocoee)
5	Tyrone Caldwell	G	6-0	180	Jr.	Clarksville, Tenn. (Clarksville)
10	Will Triggs	F	6-6	220	Fr.	Edwardsville, Ill. (Edwardsville)
11	Thomas Greer	G	6-5	170	Fr.	Atwood, Tenn. (West Carroll)
12	Tyshwan Edmondson	G	6-3	175	Jr.	Hopkinsville, Ky. (Midland College)
14	Alton Williams	G	6-3	190	Fr.	Collierville, Tenn. (Collierville)
20	Melvin Baker	F	6-7	200	Jr.	Amarillo, Texas (Odessa College)
21	John Fraley	C	6-8	230	R-Jr.	Clarksville, Tenn. (Heritage Christian)
23	Josh Terry	G/F	6-5	200	Jr.	Henderson, Ky. (Three Rivers CC)
24	Joe Harms	F	6-9	200	Fr.	Belleville, Ill. (Althoff)
25	Anthony Campbell	F/G	6-7	205	Jr.	Edwardsville, Ill. (Edwardsville)
32	Justin Blake	G	6-2	185	R-So.	Bolivar, Tenn. (Bolivar)
33	Matt Hasse	C	6-10	225	Fr.	Naperville, Ill. (North)

COACHING STAFF

Head Coach Dave Loos

Alma Mater:Memphis State, 1970
 Hometown:St. Louis, Mo.
 Family:Wife - Phyllis
Children - David, Todd, Brad, Nikki
 Career Record:413-329 (24 yrs.)
 School Record:331-276 (20 yrs.)
 OVC Record:210-128
 OVC Tournament Appearances:20
 NCAA Tournament Appearances:4

Assistant Coaches

Bret Campbell.....8th season (Valdosta State, 1983)
 Scott Combs.....12th season (Austin Peay, 1998)
 Bubba Wells.....6th season (Austin Peay, 1997)
 Landon Shipley.....1st season (Illinois State, 2010)



Career Head Coaching Record

Year	School	Overall	Conf.	Year	School	Overall	Conf.
1982-83	Christian Brothers	16-14	10-8	1998-99	Austin Peay	11-16	9-9
1983-84	Christian Brothers	21-15	12-6	1999-00	Austin Peay	18-10	11-7
1984-85	Christian Brothers	25-10	13-5	2000-01	Austin Peay	22-10	10-6
1985-86	Christian Brothers	20-14	11-5	2001-02	Austin Peay	14-18	8-8
1990-91	Austin Peay	15-14	6-6	2002-03	Austin Peay	23-8	13-3
1991-92	Austin Peay	11-17	6-8	2003-04	Austin Peay	22-10	16-0
1992-93	Austin Peay	7-20	4-12	2004-05	Austin Peay	13-19	9-7
1993-94	Austin Peay	11-16	10-6	2005-06	Austin Peay	17-14	11-9
1994-95	Austin Peay	13-16	8-8	2006-07	Austin Peay	21-12	16-4
1995-96	Austin Peay	19-11	10-6	2007-08	Austin Peay	24-11	16-4
1996-97	Austin Peay	17-14	12-6	2008-09	Austin Peay	19-14	13-5
1997-98	Austin Peay	17-11	11-7	2009-10	Austin Peay	17-15	11-7

2009-10 STATISTICS

PLAYER	GP-GS	MIN	TOTAL			3-POINTERS			REBOUNDS											PTS-AVG
			AVG	FG-FGA	PCT	FG-FGA	PCT	FT-FTA	PCT	OFF	DEF	TOT	AVG	PF-FO	A	TO	BLK	STL		
CHANNELS, Wes	32-32	1129	35.3	172-416	.413	71-161	.441	125-173	.723	35	104	139	4.3	85-6	94	92	6	45	540-16.9	
Conference-Only	18-18	671	37.3	104-247	.421	42-99	.424	82-109	.752	20	59	79	4.4	45-4	54	48	4	29	332-18.4	
CAMPBELL, Anthony	31-31	1073	34.6	160-329	.486	57-153	.373	104-129	.806	34	131	165	5.3	49-0	50	84	8	35	481-15.5	
Conference-Only	17-17	623	36.6	91-189	.481	30-89	.337	70-86	.814	25	83	108	6.4	28-0	26	48	6	20	282-16.6	
FRALEY, John	32-31	897	28.0	104-200	.520	0-0	.000	86-135	.637	99	152	251	7.8	86-1	18	50	31	11	294-9.2	
Conference-Only	18-18	519	28.8	58-106	.547	0-0	.000	49-77	.636	58	100	158	8.8	50-1	8	28	13	5	165-9.2	
CALDWELL, Tyrone	32-15	625	19.5	63-128	.492	15-41	.366	53-72	.736	17	39	56	1.8	42-0	76	60	1	25	194-6.1	
Conference-Only	18-10	378	21.0	35-69	.507	8-21	.381	27-39	.692	9	23	32	1.8	24-0	45	35	1	14	105-5.8	
ROBERSON, Duran	32-5	570	17.8	77-146	.527	5-21	.238	35-57	.614	27	66	93	2.9	57-1	10	28	23	5	194-6.1	
Conference-Only	18-5	306	17.0	38-79	.481	1-8	.125	14-25	.560	14	38	52	2.9	27-0	2	12	11	2	91-5.1	
BROWN, Caleb	32-16	723	22.6	57-156	.365	11-40	.275	62-87	.713	8	58	66	2.1	69-1	113	50	2	38	187-5.8	
Conference-Only	18-7	405	22.5	28-87	.322	8-26	.308	48-66	.727	3	29	32	1.8	41-0	57	31	2	24	112-6.2	
BLAKE, Justin	32-11	538	16.8	61-143	.427	36-103	.350	27-42	.643	8	28	36	1.1	44-3	36	23	4	10	185-5.8	
Conference-Only	18-9	380	21.1	43-99	.434	24-69	.348	16-27	.593	4	18	22	1.2	36-3	27	12	2	9	126-7.0	
WILLIAMS, Marcel	31-18	597	19.3	43-100	.430	0-0	.000	28-51	.549	51	75	126	4.1	80-4	24	37	29	12	114-3.7	
Conference-Only	17-6	261	15.4	11-31	.355	0-0	.000	12-22	.545	25	30	55	3.2	36-1	11	20	16	5	34-2.0	
MOSLEY, Eric	20-0	112	5.6	16-43	.372	3-18	.167	14-18	.778	3	10	13	0.7	11-0	5	8	1	5	49-2.5	
Conference-Only	8-0	26	3.3	5-10	.500	1-2	.500	3-4	.750	0	0	0	0.0	3-0	2	3	0	1	14-1.8	
WOOD, Chris	1-0	3	3.0	1-2	.500	0-0	.000	0-0	.000	1	0	1	1.0	0-0	0	0	0	0	2-2.0	
Conference-Only	0-0	0	0.0	0-0	.000	0-0	.000	0-0	.000	0	0	0	0.0	0-0	0	0	0	0	0-0.0	
REAVES, Chris	26-0	165	6.3	21-42	.500	2-10	.200	8-16	.500	7	8	15	0.6	8-0	3	6	0	2	52-2.0	
Conference-Only	15-0	73	4.9	9-20	.450	1-7	.143	3-9	.333	4	2	6	0.4	4-0	0	2	0	2	22-1.5	
FIELDS, Ernest	15-1	93	6.2	11-22	.500	0-0	.000	6-10	.600	7	14	21	1.4	16-0	0	9	2	1	28-1.9	
Conference-Only	14-0	83	5.9	9-20	.450	0-0	.000	6-10	.600	7	14	21	1.5	14-0	0	9	0	1	24-1.7	
Total	32			786-1727	.455	200-547	.366	548-790	.694	347	745	1092	34.1	547-16	429	458	107	189	2320-72.5	
Conference-Only	18			431-957	.450	115-321	.358	330-474	.696	197	434	631	35.1	308-9	232	257	55	112	1307-72.6	
Opponents	32			828-1864	.444	226-613	.369	435-620	.702	391	738	1129	35.3	667-18	437	432	126	233	2317-72.4	
Conference-Only	18			451-1049	.430	126-356	.354	250-358	.698	226	416	642	35.7	386-10	223	238	66	128	1278-71.0	

Attendance

	APSU	Opponents
Total	41,835	83,942
Home Games/Avg.	15/2,789	14/5,918
Neutral Sites/Avg.	-	3/362

Scoring By Period

	1st	2nd	OT	Total
Austin Peay	1037	1225	58	2320
Opponents	1076	1195	46	2317

Deadball Rebounds

	Off.	Def.	Total
Austin Peay	91	8	99
Opponents	77	7	84

2009-10 RESULTS (17-15, 11-7 OVC – Home: 11-4, Away: 5-9, Neutral: 1-2)

NOVEMBER

5	OAKLAND CITY (exhibition) W, 95-75
7	CENTRAL MISSOURI (exh.) L, 81-68
13	at #10 Tennessee L, 83-54
15	at Akron ¹ W, 80-77
20	vs. IUPUI ² L, 77-63
21	vs. North Carolina State ² L, 66-59
22	vs. Niagara ² W, 69-67
28	DRAKE L, 78-72
30	FREED-HARDEMAN W, 99-61

DECEMBER

3	SOUTHEAST MISSOURI* W, 76-71 (OT)
5	EASTERN ILLINOIS* W, 73-60
9	at Ohio W, 68-66
12	MARIAN (IND.) W, 85-55
19	at #3 Kentucky L, 90-69
22	EVANSVILLE W, 71-68
27	at Missouri L, 94-79

JANUARY

2	at Morehead State* L, 68-65 (OT)
4	at Eastern Kentucky* L, 76-71
7	UT MARTIN* W, 90-72
9	MURRAY STATE* L, 69-53
16	TENNESSEE STATE* W, 79-77

21	at Tennessee Tech* L, 94-90
23	at Jacksonville State* W, 66-64 (OT)
28	EASTERN KENTUCKY* W, 80-76
30	MOREHEAD STATE* W, 56-55

FEBRUARY

4	at UT Martin* W, 74-69
6	at Murray State* L, 65-63
13	at Tennessee State* L, 76-67
15	JACKSONVILLE STATE* W, 83-63
18	TENNESSEE TECH* W, 77-72 (OT)
20	ORAL ROBERTS ³ L, 89-80
25	at Eastern Illinois* L, 83-73
27	at Southeast Missouri* W, 71-68 (OT)

MARCH

2	TENNESSEE TECH ⁴ L, 68-65
---	--------------------------------------

¹ Glen Wilkes Classic (campus sites)

² Glen Wilkes Classic (Daytona, Fla.)

³ ESPN BracketBusters

⁴ OVC Tournament First Round (campus sites)

* Ohio Valley Conference Game

Home Games in Bold



Anthony Campbell
Junior • Forward/Guard
All-OVC Second-Team Selection



EASTERN ILLINOIS PANTHERS

2010-11 SCHEDULE

NOVEMBER

6	ILLINOIS COLLEGE (exh.)	6:00 p.m.
12	SOUTH DAKOTA STATE	7:00 p.m.
14	at Ball State	3:00 p.m.
18	at Loyola (Chicago)	7:00 p.m.
20	IU SOUTH BEND	6:00 p.m.
24	at Bradley	7:05 p.m.
27	at South Dakota State	7:00 p.m.

DECEMBER

2	TENNESSEE STATE*	7:30 p.m.
4	AUSTIN PEAY*	6:00 p.m.
8	BALL STATE	7:00 p.m.
11	WESTERN ILLINOIS	6:00 p.m.
19	at Tennessee Tech* (OVC GOTW)	4:00 p.m.
21	at Jacksonville State*	7:45 p.m.
31	at Western Michigan	1:00 p.m.

JANUARY

3	ANDERSON COLLEGE	7:00 p.m.
8	at Southeast Missouri*	6:00 p.m.
13	EASTERN KENTUCKY*	7:30 p.m.
15	MOREHEAD STATE*	6:00 p.m.
20	at Murray State*	7:30 p.m.
22	at UT Martin*	6:00 p.m.
27	TENNESSEE TECH*	7:30 p.m.
29	JACKSONVILLE STATE*	6:00 p.m.

FEBRUARY

5	SOUTHEAST MISSOURI*	6:00 p.m.
7	MURRAY STATE*	7:00 p.m.
10	at Morehead State*	6:45 p.m.
12	at Eastern Kentucky*	6:00 p.m.
15	UT MARTIN*	7:00 p.m.
19	at ESPN Bracketbusters ¹	TBA
24	at Austin Peay*	7:30 p.m.
26	at Tennessee State*	7:30 p.m.

MARCH

2-5	OVC Tournament ²	TBD
-----	-----------------------------	-----

¹ ESPN BracketBusters

² OVC Tournament (Municipal Auditorium - Nashville, Tenn.)

* Ohio Valley Conference Game

Home Games in Bold

All Times Central and Subject to Change

TEAM NOTES

• Eastern Illinois advanced to the OVC Tournament semifinals last season after topping Eastern Kentucky in the first round. The Panthers gave eventual champion Murray State all it could handle in the semifinals before falling 55-51. The trip to the OVC Tournament semifinals was the first for the program since the 2001 season when the team won its only OVC Tournament Championship.

• Eastern Illinois returns 68 percent of its offense from last season including its top three scorers. Among those returnees is first-team All-OVC selection Tyler Laser, Jeremy Granger and All-OVC Newcomer pick James Hollowell.

• The Panthers won eight-straight games to end the 2009-10 regular season, including a ESPN BracketBusters contest over Northern Illinois and a first round OVC Tournament game.

Basic Information

Location: Charleston, Ill.
Enrollment: 11,966
Founded: 1895
Nickname: Panthers
Colors: Blue and Gray
President: Dr. William Perry
Athletic Director: Barbara Burke
Arena (Capacity): Lantz Arena (5,300)

Media Relations

Men's Basketball Contact: Rich Moser
Office Phone: (217) 581-7480
Cell Phone: (217) 508-8317
Fax: (217) 581-7001
Email: rlmoser@eiu.edu
Web site: www.EIUpanters.com
Press Row Phone: (217) 581-5135

Team Information

Players Returning/Lost: 7/6
Starters Returning/Lost: 3/2
2009-10 Record/OVC (Finish): 19-12/11-7 (3rd/tie)
Postseason: OVC Tournament Semifinals
All-Time Record: 1,215-1,135 (.517)
All-Time OVC Record: 115-133 (.464)
Joined OVC: 1996

OVC Regular Season Titles

none

OVC Tournament Titles (1)

2001

NCAA Tournament Appearances (2)

1992, 2001

2010-11 ROSTER

No.	Name	Pos.	Ht.	Wt.	Yr.	Hometown (Last School)
2	Tyler Laser	G	6-1	185	Sr.	Hillsdale, Mich. (Hillsdale)
5	Taylor Jones	G	6-2	170	R-So.	Rochester, Ill. (West Plains JC)
10	Alfonzo McKinnie	F	6-7	195	Fr.	Chicago, Ill. (Marshall)
11	Levi Noel	G	6-5	190	Fr.	Luton, England (Notre Dame Prep)
12	Jeremy Granger	G	6-1	170	Jr.	Elgin, Ill. (Elgin)
13	Issac Smith III	G	6-2	185	Fr.	Chicago, Ill. (St. Leo)
15	James Hollowell	F	6-6	215	So.	Indianapolis, Ind. (North Central)
20	L.C. Doss	G	6-2	180	Jr.	Omaha, Neb. (Ellsworth CC)
21	Shaun Pratl	F	6-8	230	So.	Chicago Ridge, Ill. (Oak Lawn Richards)
24	Curry McKinney	G/F	6-4	201	Sr.	Simi Valley, Calif. (LA Trade Tech)
31	Nick McFarlin	F	6-7	237	Jr.	Davenport, Iowa (Black Hawk College)
32	Matt Dorlack	C	6-11	253	Sr.	New Berlin, Wis. (Eisenhower)
34	Zavier Sanders	F	6-6	215	Jr.	Kokomo, Ind. (Northwestern)

COACHING STAFF

Head Coach Mike Miller

Alma Mater: East Texas State, 1987
Hometown: Monmouth, Ill.
Family: Wife - Kelly
..... Children - Matt, Joey
Career Record: 141-172 (11 yrs.)
School Record: 54-93 (5 yrs.)
OVC Record: 28-50
OVC Tournament Appearances: 2
NCAA Tournament Appearances: 1

Assistant Coaches

Chad Altadonna 6th season (Illinois State, 1996)
Michael Lewis 6th season (Indiana, 2000)
Barron Thelmon 1st season (UNC Wilmington, 2001)



Career Head Coaching Record

Year	School	Overall	Conf.	Year	School	Overall	Conf.
1994-95	Texas State	12-14	7-11	2005-06	Eastern Illinois	6-21	5-15
1995-96	Texas State	11-15	7-11	2006-07	Eastern Illinois	10-20	6-14
1996-97	Texas State	16-13	10-6	2007-08	Eastern Illinois	7-22	6-14
1997-98	Texas State	17-11	10-6	2008-09	Eastern Illinois	12-18	8-10
1998-99	Texas State	19-9	13-5	2009-10	Eastern Illinois	19-12	11-7
1999-00	Texas State	12-17	8-10				

Coach Miller Facts

While a coach at Texas State, led the Bobcats to the Southland Conference Championship in 1997 and an appearance in the NCAA Tournament...Coached Jeff Foster, who was a NBA Draft first round selection by the Indiana Pacers, and Southland Player of the Year Donte Mathis while at Texas State...At Eastern Illinois has coached 23 all-conference selections and two OVC Freshmen of the Year winners...Spent time as an assistant coach at Western Illinois (1989-90), Sam Houston State (1990-91), Texas State (1991-94) and Kansas State (2000-05).

2009-10 STATISTICS

PLAYER	GP-GS	MIN	AVG	TOTAL		3-POINTERS		FT-FTA	PCT	REBOUNDS				PF-FO	A	TO	BLK	STL	PTS-AVG
				FG-FGA	PCT	FG-FGA	PCT			OFF	DEF	TOT	AVG						
LASER, Tyler	31-31	998	32.2	144-327	.440	65-162	.401	79-94	.840	20	62	82	2.6	56-1	69	73	3	22	432-13.9
Conference-Only	18-18	590	32.8	75-186	.403	45-102	.441	40-49	.816	12	36	48	2.7	31-1	44	43	2	12	235-13.1
GRANGER, Jeremy	31-31	973	31.4	113-250	.452	10-24	.417	84-96	.875	20	64	84	2.7	46-0	105	48	1	32	320-10.3
Conference-Only	18-18	589	32.7	75-158	.475	6-14	.429	53-60	.883	14	36	50	2.8	28-0	72	27	0	16	209-11.6
HOLLOWELL, James	30-13	540	18.0	86-189	.455	0-1	.000	43-61	.705	43	100	143	4.8	47-0	24	30	36	19	215-7.2
Conference-Only	18-10	350	19.4	56-123	.455	0-1	.000	34-46	.739	23	70	93	5.2	31-0	11	17	19	12	146-8.1
MARION, T.J.	31-28	793	25.6	71-145	.490	0-2	.000	65-103	.631	27	75	102	3.3	67-1	85	67	18	23	207-6.7
Conference-Only	18-17	493	27.4	43-88	.489	0-0	.000	39-65	.600	19	45	64	3.6	35-0	46	35	12	15	125-6.9
PRATL, Shaun	29-0	362	12.5	64-118	.542	1-4	.250	37-59	.627	38	50	88	3.0	60-0	27	21	6	16	166-5.7
Conference-Only	18-0	192	10.7	33-59	.559	0-1	.000	16-27	.593	19	21	40	2.2	39-0	15	11	2	8	82-4.6
CISSE, Ousmane	31-30	738	23.8	70-129	.543	0-0	.000	27-47	.574	63	143	206	6.6	79-2	34	47	15	22	167-5.4
Conference-Only	18-18	469	26.1	46-81	.568	0-0	.000	13-24	.542	37	90	127	7.1	44-2	24	32	6	16	105-5.8
McKINNEY, Curry	31-4	531	17.1	59-150	.393	14-40	.350	27-39	.692	19	69	88	2.8	51-1	49	34	7	26	159-5.1
Conference-Only	18-2	302	16.8	36-89	.404	10-25	.400	12-19	.632	12	40	52	2.9	31-1	26	21	4	11	94-5.2
SULJIC, Edin	31-18	525	16.9	65-133	.489	0-0	.000	22-31	.710	32	53	85	2.7	47-1	25	32	8	9	152-4.9
Conference-Only	18-7	287	15.9	36-78	.462	0-0	.000	8-14	.571	22	30	52	2.9	20-0	15	15	2	2	80-4.4
MARTIN, Romain	8-0	91	11.4	12-37	.324	9-28	.321	2-2	1.000	1	4	5	0.6	4-0	4	6	0	1	35-4.4
Conference-Only	6-0	64	10.7	8-27	.296	6-20	.300	2-2	1.000	1	3	4	0.7	4-0	2	5	0	1	24-4.0
SANDERS, Xavier	21-0	159	7.6	28-58	.483	0-2	.000	14-23	.609	11	18	29	1.4	16-0	8	7	2	3	70-3.3
Conference-Only	12-0	66	5.5	16-29	.552	0-1	.000	1-3	.333	5	10	15	1.3	6-0	3	4	1	2	33-2.8
SMITH, Jay	31-0	207	6.7	32-71	.451	23-55	.418	5-7	.714	3	18	21	0.7	5-0	6	9	1	1	92-3.0
Conference-Only	18-0	101	5.6	14-35	.400	13-31	.419	3-3	1.000	0	4	4	0.2	2-0	4	3	0	1	44-2.4
WRIGHT, Dewayne	30-0	238	7.9	28-67	.418	7-26	.269	18-24	.750	0	8	8	0.3	19-0	25	20	0	14	81-2.7
Conference-Only	18-0	130	7.2	18-43	.419	6-20	.300	11-13	.846	0	5	5	0.3	12-0	12	15	0	6	53-2.9
DORLACK, Matt	27-0	145	5.4	8-16	.500	0-0	.000	0-1	.000	15	12	27	1.0	21-0	4	10	7	4	16-0.6
Conference-Only	14-0	67	4.8	4-8	.500	0-0	.000	0-0	.000	7	6	13	0.9	10-0	1	7	2	1	8-0.6
Total	31			780-1690	.462	129-344	.375	423-587	.721	349	735	1084	35.0	519-6	465	420	104	192	2112-68.1
Conference-Only	18			460-1004	.458	86-215	.400	232-325	.714	209	425	634	35.2	294-4	275	246	50	103	1238-68.8
Opponents	31			690-1706	.404	237-672	.353	406-576	.705	360	642	1002	32.3	525-12	413	407	129	212	2023-65.3
Conference-Only	18			406-978	.415	137-366	.374	260-354	.734	190	381	571	31.7	297-7	229	233	80	117	1209-67.2

Attendance

	EIU	Opponents
Total	19,826	37,767
Home Games/Avg.	161,239	142,492
Neutral Sites/Avg.	-	1/2,879

Scoring By Period

	1st	2nd	OT	Total
Eastern Illinois	965	1102	45	2112
Opponents	915	1069	39	2023

Deadball Rebounds

	Off.	Def.	Total
Eastern Illinois	70	21	91
Opponents	70	13	83

2009-10 RESULTS (19-12, 11-7 OVC – Home: 12-4, Away: 7-7, Neutral: 0-1)

NOVEMBER

10	OLIVET NAZARENE (exh.)	W, 72-70
14	at Toledo	W, 72-62
18	IUPUI	L, 69-66
21	EUREKA COLLEGE	W, 93-64
24	at Chicago State	W, 82-68
28	BELMONT	L, 95-62

DECEMBER

3	at Tennessee State*	W, 83-81 (3OT)
5	at Austin Peay*	L, 73-60
9	WESTERN MICHIGAN	L, 69-58
12	at Western Illinois	W, 44-41
19	at Belmont	W, 63-60
22	FRANKLIN COLLEGE	W, 100-40
29	at Saint Louis	L, 60-42

JANUARY

2	JACKSONVILLE STATE*	W, 50-48
4	TENNESSEE TECH*	W, 97-93 (OT)
9	SOUTHEAST MISSOURI*	W, 88-68
11	at Murray State*	L, 75-59
14	at Eastern Kentucky*	L, 67-59
16	at Morehead State*	L 73-51
21	MURRAY STATE*	L, 60-51
23	UT MARTIN*	W, 60-46

28	at Tennessee Tech*	L, 75-65
30	at Jacksonville State*	L, 70-55

FEBRUARY

6	at Southeast Missouri*	W, 75-49
11	MOREHEAD STATE*	W, 76-75
13	EASTERN KENTUCKY*	W, 77-54
16	at UT Martin*	W, 83-68
20	NORTHERN ILLINOIS ¹	W, 73-70
25	AUSTIN PEAY*	W, 83-73
27	TENNESSEE STATE*	W, 66-61

MARCH

2	EASTERN KENTUCKY ²	W, 68-61
5	vs. Murray State ³	L, 55-51

¹ ESPN BracketBusters

² OVC Tournament First Round (campus sites)

³ OVC Tournament Semis (Nashville, Tenn.)

* Ohio Valley Conference Game

Home Games in Bold



Tyler Laser
 Senior • Guard
 All-OVC First-Team Selection



EASTERN KENTUCKY COLONELS

2010-11 SCHEDULE

NOVEMBER

5	ALICE LLOYD (exhibition)	6:00 p.m.
12	at Loyola (Chicago) ¹	7:30 p.m.
13	vs. Texas-Pan American ¹	5:00 p.m.
14	vs. Indiana State ¹	3:00 p.m.
17	SIU EDWARDSVILLE	6:30 p.m.
20	PRESBYTERIAN	6:00 p.m.
23	CINCINNATI CHRISTIAN	6:00 p.m.

DECEMBER

2	MURRAY STATE*	6:30 p.m.
4	UT MARTIN*	6:00 p.m.
8	KENTUCKY CHRISTIAN	6:00 p.m.
11	at Minnesota (Big Ten Network)	12:00 p.m.
18	at Austin Peay*	7:00 p.m.
21	at Tennessee State*	7:30 p.m.
31	at Georgia (Fox Sports South)	1:00 p.m.

JANUARY

2	at Georgia Southern	1:00 p.m.
6	JACKSONVILLE STATE*	6:30 p.m.
8	TENNESSEE TECH*	6:00 p.m.
13	at Eastern Illinois*	7:30 p.m.
15	at Southeast Missouri*	4:00 p.m.
18	at SIU Edwardsville	7:00 p.m.
22	at Morehead State* (ESPNU)	12:00 p.m.
27	AUSTIN PEAY*	6:30 p.m.
29	TENNESSEE STATE*	6:00 p.m.

FEBRUARY

3	at Tennessee Tech*	7:30 p.m.
5	at Jacksonville State*	4:30 p.m.
10	SOUTHEAST MISSOURI*	6:30 p.m.
12	EASTERN ILLINOIS*	6:00 p.m.
16	MOREHEAD STATE*	6:00 p.m.
19	at ESPN BracketBusters ²	TBA
24	at UT Martin*	5:30 p.m.
26	at Murray State*	7:30 p.m.

MARCH

2-5	OVC Tournament ³	TBD
-----	-----------------------------	-----

¹ Loyola Classic (Chicago, Ill.)

² ESPN BracketBusters

³ OVC Tournament (Municipal Auditorium - Nashville, Tenn.)

* Ohio Valley Conference Game

Home Games in Bold

All Times Central and Subject to Change

TEAM NOTES

• In 2009-10, the Colonels reached the 20-win plateau for the seventh time in program history and the second time under head coach Jeff Neubauer.

• Eastern Kentucky went 11-7 against conference competition last year, marking the sixth straight year the Colonels have posted double-figure league victories. Only Murray State (seven) has a longer active streak.

• For the second consecutive year, Eastern established a new OVC single-season record for three-pointers made (327). The Colonels made at least 10 three-pointers in 19 games one year ago, including a season-high 17 long range shots in the victory over West Virginia Wesleyan.

• Nine new faces will be on the ECU roster this winter including four transfers and five freshmen.

Basic Information

Location:Richmond, Ky.
Enrollment:16,515
Founded:1906
Nickname:Colonels
Colors: Maroon and White
President:Dr. Doug Whitlock
Athletic Director:Mark Sandy
Arena (Capacity):McBrayer Arena (6,500)

Media Relations

Men's Basketball Contact:Michael Clark
Office Phone: (859) 622-6170
Cell Phone: (859) 358-8360
Fax: (859) 622-5108
Email: michael.clark@eku.edu
Web site:www.EKUSports.com
Press Row Phone: (859) 622-5908

Team Information

Players Returning/Lost:5/6
Starters Returning/Lost:3/2
2009-10 Record/OVC (Finish): 20-13/11-7 (5th)
Postseason: CBI First Round

All-Time Record: 1,115-1,041 (.517)
All-Time OVC Record: 442-431 (.506)
Joined OVC:1948

OVC Regular Season Titles (6)

1953, 1959, 1961, 1965, 1972, 1979

OVC Tournament Titles (5)

1950, 1955, 1979, 2005, 2007

NCAA Tournament Appearances (7)

1953, 1959, 1965, 1972, 1979, 2005, 2007

2010-11 ROSTER

No.	Name	Pos.	Ht.	Wt.	Yr.	Hometown (Last School)
1	Willie Cruz	G	6-4	206	So.	Rochester, N.Y. (L'Anse Creuse)
3	Mike DiNunno*	G	6-0	200	Jr.	Chicago, Ill. (Northern Illinois University)
5	Joshua Jones	G	6-4	191	Jr.	Indianapolis, Ind. (Warren Central)
10	Devin McDonald	G	6-1	179	Sr.	Houston, Texas (Univ. of New Orleans)
12	Jabs Newby	G	6-2	178	Fr.	Toronto, Ontario (Mountain St. Academy)
13	Ruud de Jong	C	6-8	240	So.	Valkenberg, The Netherlands (Adelbert College)
15	Ryan Jones	G	6-6	180	Jr.	Lexington, Ky. (Carl Albert State College)
20	Jeff Allgood	G	6-2	190	Jr.	Bellevue, Neb. (Iowa Western CC)
22	Josh Daniel	G	6-5	205	Sr.	Charleston, W.Va. (South Charleston)
23	Ryan Parsons	G	6-3	190	Fr.	Morgantown, W.Va. (Morgantown)
24	Jeff Johnson	F	6-8	240	Fr.	Champaign, Ill. (Centennial)
31	Justin Stommes	G	6-7	210	Sr.	Cold Spring, Minn. (Rocori)
32	Spencer Perrin	F	6-5	185	Sr.	Danville, Ky. (Lake Land College)
33	Deverin Muff	F	6-8	195	Fr.	Strongsville, Ohio (Strongsville)
41	Taylor Filippek	G/F	6-6	220	Fr.	Willmar, Minn. (Willmar)

* Will redshirt this season under NCAA transfer rule

COACHING STAFF

Head Coach Jeff Neubauer

Alma Mater:LaSalle, 1993
Hometown: Slidell, La.
Family: Wife - Karen

Career Record: 87-70 (5 yrs.)
School Record: same
OVC Record: 55-41
OVC Tournament Appearances:5
NCAA Tournament Appearances:1

Assistant Coaches

Everick Sullivan3rd season (Louisville, 1992)
Luke Strege 1st season (Wisconsin-LaCrosse, 1999)
Austin Newton 1st season (Eastern Kentucky, 2005)

Career Head Coaching Record

Year	School	Overall	Conf.	Year	School	Overall	Conf.
2005-06	Eastern Kentucky	16-14	11-9	2008-09	Eastern Kentucky	18-13	10-8
2006-07	Eastern Kentucky	21-12	13-7	2009-10	Eastern Kentucky	20-13	11-7
2007-08	Eastern Kentucky	14-16	10-10				

Coach Neubauer Facts

Played point guard at LaSalle, helping the Explorers to a 30-2 record and NCAA Tournament berth his freshman season; in his four years, the team was 83-36 overall and made two NCAA Tournament and one NIT appearance...He was the team captain and an honorable mention All-Academic selection who graduated cum laude...Was an assistant coach at The Citadel (1993-96), Richmond (1996-02) and West Virginia (2002-05) before coaching at EKU...Coaching under John Beilein at WVU, helped the Mountaineers to the Elite 8 of the 2005 NCAA Tournament...In his second season with the Colonels, guided the team to a second place regular season finish, OVC Tournament Championship and an NCAA Tournament berth...Guided the Colonels to 20 wins and a berth in the College Basketball Invitational (CBI) in 2009-10.



2009-10 STATISTICS

PLAYER	GP-GS	MIN	TOTAL			3-POINTERS			REBOUNDS										PF-FO	A	TO	BLK	STL	PTS-AVG
			AVG	FG-FGA	PCT	FG-FGA	PCT	FT-FTA	PCT	OFF	DEF	TOT	AVG											
STOMMES, Justin	33-33	1069	32.4	159-305	.521	61-147	.415	90-116	.776	10	114	124	3.8	49-0	117	76	9	32	469-14.2					
Conference-Only	18-18	562	31.2	75-141	.532	25-64	.391	44-57	.772	5	53	58	3.2	27-0	62	41	6	19	219-12.2					
TAYLOR, Josh	33-33	1061	32.2	161-341	.472	77-197	.391	52-72	.722	38	100	138	4.2	101-5	55	45	17	27	451-13.7					
Conference-Only	18-18	581	32.3	82-174	.471	34-97	.351	29-37	.784	18	57	75	4.2	55-1	26	31	12	15	227-12.6					
OPPONG, Papa	33-33	847	25.7	136-282	.482	61-136	.449	29-43	.674	32	78	110	3.3	76-3	48	27	10	45	362-11.0					
Conference-Only	18-18	488	27.1	75-156	.481	30-69	.435	23-32	.719	19	47	66	3.7	38-1	24	13	4	26	203-11.3					
JONES, Joshua	32-31	956	29.9	95-225	.422	48-114	.421	48-69	.696	15	55	70	2.2	71-1	81	45	9	31	286-8.9					
Conference-Only	18-18	536	29.8	58-139	.417	30-67	.448	27-43	.628	8	28	36	2.0	38-0	41	25	8	14	173-9.6					
PERRIN, Spencer	32-27	823	25.7	101-207	.488	2-17	.118	42-63	.667	44	112	156	4.9	77-1	80	44	22	26	246-7.7					
Conference-Only	17-12	398	23.4	47-100	.470	0-7	.000	29-38	.763	24	52	76	4.5	38-0	32	25	9	16	123-7.2					
DANIEL, Josh	33-0	485	14.7	71-152	.467	28-81	.346	32-41	.780	15	36	51	1.5	30-0	24	16	3	19	202-6.1					
Conference-Only	18-0	244	13.6	37-81	.457	18-47	.383	16-21	.762	5	16	21	1.2	22-0	13	12	1	8	108-6.0					
ELLIS, Dayvon	33-2	507	15.4	58-126	.460	29-70	.414	23-25	.920	16	23	39	1.2	43-1	49	30	2	25	168-5.1					
Conference-Only	18-0	298	16.6	30-78	.385	17-47	.362	21-23	.913	7	15	22	1.2	31-1	30	11	2	13	98-5.4					
CRUZ, Willie	33-6	455	13.8	33-63	.524	1-4	.250	13-24	.542	32	54	86	2.6	53-0	38	13	3	21	80-2.4					
Conference-Only	18-6	291	16.2	26-48	.542	1-2	.500	9-17	.529	16	36	52	2.9	39-0	23	9	1	16	62-3.4					
LEWIS, Mike	19-0	92	4.8	11-36	.306	8-22	.364	1-2	.500	1	0	1	0.1	11-0	7	4	0	1	31-1.6					
Conference-Only	8-0	31	3.9	7-17	.412	5-12	.417	0-0	.000	0	0	0	0.0	5-0	4	1	0	0	19-2.4					
MESTDAGH, Robin	31-0	236	7.6	18-46	.391	12-35	.343	2-3	.667	9	17	26	0.8	26-0	8	7	1	5	50-1.6					
Conference-Only	17-0	142	8.4	12-25	.480	8-19	.421	2-3	.667	7	9	16	0.9	16-0	4	5	1	2	34-2.0					
ELLIS, Cordaro	9-0	37	4.1	1-1	1.000	0-0	.000	0-0	.000	0	2	2	0.2	1-0	2	2	0	0	2-0.2					
Conference-Only	2-0	9	4.5	0-0	.000	0-0	.000	0-0	.000	0	0	0	0.0	0-0	1	1	0	0	0-0.0					
GILKEY, Antonio	18-0	32	1.8	2-6	.333	0-0	.000	0-2	.000	2	0	2	0.1	6-0	5	3	0	2	4-0.2					
Conference-Only	11-0	20	1.8	2-4	.500	0-0	.000	0-2	.000	2	0	2	0.2	4-0	4	3	0	1	4-0.4					
Total	33			846-1790	.473	327-823	.397	332-460	.722	242	643	885	26.8	544-11	514	319	76	234	2351-71.2					
Conference-Only	18			451-963	.468	168-431	.390	200-273	.733	128	344	472	26.2	313-3	264	181	44	130	1270-70.6					
Opponents	33			786-1689	.465	237-596	.398	399-566	.705	335	764	1099	33.3	492-7	485	450	98	157	2208-66.9					
Conference-Only	18			432-915	.472	128-302	.424	237-337	.703	187	420	607	33.7	279-5	260	253	56	97	1229-68.3					

Attendance

	EKU	Opponents
Total	41,400	56,703
Home Games/Avg.	18/2,300	14/3,828
Neutral Sites/Avg.	-	1/3,116

Scoring By Period

	1st	2nd	OT	Total
Eastern Kentucky	1097	1254	-	2351
Opponents	999	1209	-	2208

Deadball Rebounds

	Off.	Def.	Total
Eastern Kentucky	56	20	76
Opponents	72	10	82

2009-10 RESULTS (20-13, 11-7 OVC – Home: 15-3, Away: 4-10, Neutral: 1-0)

NOVEMBER

14	WEST VIRGINIA WESLEYAN	W, 102-71
19	at Pittsburgh ¹	L, 71-60
23	FAIRLEIGH DICKINSON ¹	W, 68-39
24	UC IRVINE ¹	W, 67-57
25	UTSA ¹	W, 74-72
28	FIU	W, 81-67

DECEMBER

3	at Murray State*	L, 62-60
5	at UT Martin*	W, 85-74
9	OHIO VALLEY	W, 74-58
12	at Maryland	L, 83-72
19	at Ohio	L, 74-62
29	vs. Morgan State ²	W, 76-62
30	vs. Chattanooga ²	L, 68-54

JANUARY

2	TENNESSEE STATE*	W, 79-71
4	AUSTIN PEAY*	W, 76-71
7	at Jacksonville State*	L, 68-65
9	at Tennessee Tech*	W, 78-73
14	EASTERN ILLINOIS*	W, 67-59
16	SOUTHEAST MISSOURI*	W, 79-63
19	CHICAGO STATE	W, 74-50
23	MOREHEAD STATE*	L, 69-53

28	at Austin Peay*	L, 80-76
31	at Tennessee State*	W, 75-58

FEBRUARY

4	TENNESSEE TECH*	W, 76-58
6	JACKSONVILLE STATE*	W, 66-65
11	at Southeast Missouri*	W, 59-56
13	at Eastern Illinois*	L, 77-54
17	at Morehead State*	L, 77-64
20	WINTHROP ³	W, 77-57
25	UT MARTIN*	W, 84-60
27	MURRAY STATE*	L, 88-74

MARCH

2	at Eastern Illinois ⁴	L, 68-61
17	COLLEGE OF CHARLESTON ⁵	L, 82-79

¹ O'Reilly Auto Parts CBE Classic (campus sites)

² Dr. Pepper Classic (Chattanooga, Tenn.)

³ ESPN BracketBusters

⁴ OVC Tournament First Round (campus sites)

⁵ College Basketball Invitational (Richmond, Ky.)

* Ohio Valley Conference Game

Home Games in Bold



Justin Stommes

Senior • Guard

14.2 ppg, 3.8 rpg, 3.5 apg in 2009-10



JACKSONVILLE STATE GAMECOCKS

2010-11 SCHEDULE

NOVEMBER

4	WEST GEORGIA (exhibition)	7:00 p.m.
13	WEST ALABAMA	7:45 p.m.
16	at Norfolk State	6:00 p.m.
18	at VMI	6:00 p.m.
22	SOUTHEASTERN LOUISIANA	7:00 p.m.
26	vs. ULM ¹	8:00 p.m.
27	vs. South Dakota ¹	8:35 p.m.
28	at Illinois State ¹	3:35 p.m.

DECEMBER

1	at UAB	7:00 p.m.
4	TENNESSEE TECH*	7:45 p.m.
13	at Oregon	9:00 p.m.
15	at Presbyterian	6:00 p.m.
19	SOUTHEAST MISSOURI*	4:30 p.m.
21	EASTERN ILLINOIS*	7:45 p.m.
29	at South Carolina (FS Carolinas)	6:00 p.m.

JANUARY

6	at Eastern Kentucky*	6:30 p.m.
8	at Morehead State*	6:30 p.m.
13	MURRAY STATE*	7:45 p.m.
15	UT MARTIN*	4:30 p.m.
20	at Tennessee State*	7:30 p.m.
22	at Austin Peay*	7:30 p.m.
27	at Southeast Missouri*	7:30 p.m.
29	at Eastern Illinois*	6:00 p.m.

FEBRUARY

3	MOREHEAD STATE*	7:45 p.m.
5	EASTERN KENTUCKY*	4:30 p.m.
7	TENNESSEE STATE* (OVC GOTW)	7:00 p.m.
10	at UT Martin*	7:30 p.m.
12	at Murray State*	7:30 p.m.
15	AUSTIN PEAY*	7:00 p.m.
19	at ESPN BracketBusters ²	TBA
26	at Tennessee Tech*	7:30 p.m.

MARCH

2-5	OVC Tournament ³	TBD
-----	-----------------------------	-----

¹ Global Sports Roundball Classic (Normal, Ill.)

² ESPN BracketBusters

³ OVC Tournament (Municipal Auditorium - Nashville, Tenn.)

* Ohio Valley Conference Game

Home Games in Bold

All Times Central and Subject to Change

TEAM NOTES

• Jacksonville State has three of its top four scorers returning from last season in Nick Murphy (14.4), Jeremy Bynum (10.5) and Stephen Hall (8.6).

• Senior Nick Murphy (1,065) enters his senior season just 118 points away from becoming the school's all-time leading scorer in Division I and just 32 rebounds shy of becoming the school's Division I rebounds leader.

• Senior Jeremy Bynum is the school's career 3-pointers made (166) in Division I and is 169 points away from joining fellow senior Nick Murphy in the school's 1,000 points club.

Basic Information

Location: Jacksonville, Ala.
 Enrollment: 9,351
 Founded: 1883
 Nickname: Gamecocks
 Colors: Red and White
 President: Dr. William Meehan
 Athletic Director: Oval Jaynes
 Arena: Pete Mathews Coliseum (5,500)

Media Relations

Men's Basketball Contact: Josh Underwood
 Office Phone: (256) 782-5915
 Cell Phone: (256) 453-0545
 Fax: (256) 782-5958
 Email: underwood@jsu.edu
 Web site: www.JSUGamecockSports.com
 Press Row Phone: (256) 782-5528

Team Information

Players Returning/Lost: 6/5
 Starters Returning/Lost: 3/2
 2009-10 Record/OVC (Finish): 11-19/7-11 (7th)
 Postseason: OVC Tournament 1st Round

All-Time Record: 1,149-689 (.625)
 All-Time OVC Record: 45-83 (.352)
 Joined OVC: 2003

OVC Regular Season Titles

none

OVC Tournament Titles

none

NCAA Tournament Appearances

none

2010-11 ROSTER

No.	Name	Pos.	Ht.	Wt.	Yr.	Hometown (Last School)
0	DeAndre Bynum	F	6-5	190	Jr.	Memphis, Tenn. (Southwest Tennessee CC)
1	B.J. Miller	G	6-0	170	Jr.	Hinesville, Ga. (Georgia Perimeter College)
2	Stephen Hall	F	6-6	230	Jr.	Birmingham, Ala. (Erwin)
4	Dominique Shellman	G	6-1	180	Jr.	Memphis, Tenn. (Motlow State CC)
5	Brice Jenkins	G/F	6-3	175	Fr.	Palm Beach, Fla. (Summit Christian)
11	Jonathan Merit	G	6-1	173	So.	Decatur, Ga. (Green Forest Academy)
13	Nick Murphy	G	6-4	225	Sr.	Bronx, N.Y. (Harmony Prep)
14	Jeremy Bynum	G	6-3	195	Sr.	Oxford, Ala. (Oxford)
15	Frankie Boucher	G/F	6-5	190	Fr.	Memphis, Tenn. (Christian Brothers)
21	Brian Williams	G	6-1	170	Fr.	Lawrenceville, Ga. (Central Gwinnett)
22	LeVentrice Gray	F	6-6	210	Jr.	Birmingham, Ala. (Gadsden State CC)
23	Latiq Agard	F	6-5	225	Jr.	Queens, N.Y. (Seward County CC)
24	Garrett Frick	F/C	6-6	230	Fr.	Santa Monica, Calif. (Santa Monica)
25	Jordan Cornelius	C	6-9	210	Fr.	Jackson, Miss. (Lanier)
32	Sean Thurston	F	6-7	225	Sr.	Bloomington, Minn. (Southern-Shreveport)
33	Nick Cook	F	6-6	230	Fr.	Hattiesburg, Miss. (Hattiesburg)

COACHING STAFF

Head Coach James Green

Alma Mater: Mississippi, 1983
Hometown: Ingomar, Miss.
Family: Children - Bryan

Career Record: 189-196 (13 yrs.)
School Record: 22-36 (2 yr.)
OVC Record: 12-24
OVC Tournament Appearances: 1
NCAA Tournament Appearances: 1

Assistant Coaches

Tom Schuberth 1st season (Mississippi State, 1980)
 Mike Smith 2nd season (New Orleans, 1990)
 Scotty Fletcher 1st season (William Carey, 2007)



Career Head Coaching Record

Year	School	Overall	Conf.	Year	School	Overall	Conf.
1996-97	Southern Miss	12-15	6-8	2002-03	Southern Miss	13-16	5-11
1997-98	Southern Miss	22-11	9-7	2003-04	Southern Miss	13-13	6-10
1998-99	Southern Miss	14-16	6-10	2005-06	Miss. Valley State	9-19	9-9
1999-00	Southern Miss	17-12	7-9	2006-07	Miss. Valley State	18-16	13-5
2000-01	Southern Miss	22-9	11-5	2007-08	Miss. Valley State	17-16	12-5
2001-02	Southern Miss	10-17	4-12	2008-09	Jacksonville State	11-17	5-13
2002-03	Southern Miss	13-16	5-11	2009-10	Jacksonville State	11-19	7-11

Coach Green Facts

Was named the 10th head coach in Jacksonville State history on April 19, 2008... Came to JSU after three seasons at Mississippi Valley State, where he led the Delta Devils to the SWAC Championship and NCAA Tournament berth in 2008... Prior to MVSU, coached for eight seasons at Southern Miss, where he led the team to a C-USA Championship and pair of NIT appearances... Has also been an assistant coach at Iowa State (1994-96), Alabama (1992-94), Texas A&M (1988-90) and Idaho (1988-90)... Played collegiately at Ole Miss.

2009-10 STATISTICS

PLAYER	GP-GS	MIN	AVG	TOTAL		3-POINTERS		FT-FTA	PCT	REBOUNDS			AVG	PF-FO	A	TO	BLK	STL	PTS-AVG
				FG-FGA	PCT	FG-FGA	PCT			OFF	DEF	TOT							
MARSHALL, Trenton	26-18	817	31.4	154-370	.416	57-155	.368	95-120	.792	32	105	137	5.3	60-3	62	52	14	44	460-17.7
Conference-Only	16-14	535	33.4	94-227	.414	35-100	.350	54-72	.750	23	71	94	5.9	39-2	42	34	7	27	277-17.3
MURPHY, Nick	29-26	941	32.4	139-255	.545	2-10	.200	139-190	.732	66	138	204	7.0	73-0	61	65	12	46	419-14.4
Conference-Only	18-18	607	33.7	86-163	.528	1-4	.250	99-135	.733	38	89	127	7.1	47-0	36	42	6	28	272-15.1
STROWBRIDGE, Jay-R	12-9	329	27.4	44-134	.328	25-67	.373	37-47	.787	7	20	27	2.3	34-0	28	21	0	10	150-12.5
Conference-Only	3-1	63	21.0	8-26	.308	7-16	.438	4-9	.444	1	8	9	3.0	9-0	5	1	0	2	27-9.0
BYNUM, Jeremy	30-23	876	29.2	113-269	.420	58-143	.406	31-40	.775	18	86	104	3.5	67-1	52	42	6	19	315-10.5
Conference-Only	18-11	546	30.3	62-161	.385	30-87	.345	22-29	.759	7	47	54	3.0	36-1	32	24	3	12	176-9.8
HALL, Stephen	29-20	713	24.6	94-200	.470	2-5	.400	59-86	.686	52	91	143	4.9	68-1	31	38	12	15	249-8.6
Conference-Only	18-13	439	24.4	55-123	.447	1-4	.250	32-46	.696	25	52	77	4.3	48-1	17	27	11	8	143-7.9
MBODJI, Amadou	27-17	532	19.7	64-113	.566	0-0	.000	26-35	.743	66	78	144	5.3	65-3	15	24	48	11	154-5.7
Conference-Only	17-9	342	20.1	41-70	.586	0-0	.000	17-24	.708	40	49	89	5.2	39-1	6	19	30	8	99-5.8
SHELLMAN, Dominique	29-17	739	25.5	52-138	.377	12-39	.308	32-45	.711	5	49	54	1.9	69-3	129	87	3	22	148-5.1
Conference-Only	18-15	487	27.1	37-90	.411	10-28	.357	23-31	.742	3	31	34	1.9	46-3	82	59	3	13	107-5.9
BARNES, John	30-12	571	19.0	42-118	.356	24-73	.329	31-47	.660	8	31	39	1.3	52-0	51	51	6	22	139-4.6
Conference-Only	18-4	347	19.3	28-77	.364	15-43	.349	25-35	.714	5	24	29	1.6	32-0	31	27	3	12	96-5.3
THURSTON, Sean	30-8	437	14.6	22-55	.400	1-1	1.000	3-9	.333	32	45	77	2.6	64-0	17	27	41	10	48-1.6
Conference-Only	18-5	233	12.9	10-31	.323	1-1	1.000	3-7	.429	13	23	36	2.0	40-0	10	19	25	4	24-1.3
ROLLEY, Samir	10-0	56	5.6	3-13	.231	0-2	.000	0-0	.000	4	3	7	0.7	5-0	6	5	0	2	6-0.6
Conference-Only	4-0	16	4.0	1-4	.250	0-1	.000	0-0	.000	2	1	3	0.8	3-0	0	0	0	0	2-0.5
MERIT, Johnathan	1-0	2	2.0	0-1	.000	0-0	.000	0-0	.000	0	0	0	0.0	0-0	0	0	0	0	0-0.0
Conference-Only	0-0	0	0.0	0-0	.000	0-0	.000	0-0	.000	0	0	0	0.0	0-0	0	0	0	0	0-0.0
McREYNOLDS, Roderick	3-0	5	1.7	0-3	.000	0-2	.000	0-0	.000	0	0	0	0.0	1-0	1	0	0	0	0-0.0
Conference-Only	3-0	5	1.7	0-3	.000	0-2	.000	0-0	.000	0	0	0	0.0	1-0	1	0	0	0	0-0.0
MERIT, Jonathan	3-0	5	1.7	0-1	.000	0-0	.000	0-0	.000	0	0	0	0.0	0-0	1	0	0	1	0-0.0
Conference-Only	3-0	5	1.7	0-1	.000	0-0	.000	0-0	.000	0	0	0	0.0	0-0	1	0	0	1	0-0.0
McREYNOLDS, Rod	1-0	2	2.0	0-0	.000	0-0	.000	0-0	.000	0	1	1	1.0	0-0	1	0	0	0	0-0.0
Conference-Only	0-0	0	0.0	0-0	.000	0-0	.000	0-0	.000	0	0	0	0.0	0-0	0	0	0	0	0-0.0
Total	30			727-1670	.435	181-497	.364	453-619	.732	328	698	1026	34.2	560-12	455	415	142	202	2088-69.6
Conference-Only	18			422-976	.432	100-286	.350	279-388	.719	174	421	595	33.1	340-8	263	254	88	115	1223-67.9
Opponents	30			746-1690	.441	192-514	.374	460-671	.686	358	705	1063	35.4	549-4	417	403	90	217	2144-71.5
Conference-Only	18			445-1004	.443	108-288	.375	277-408	.679	208	437	645	35.8	341-4	237	250	55	128	1275-70.8

Attendance

	JSU	Opponents
Total	28,082	28,210
Home Games/Avg.	17/1,652	13/2,170
Neutral Sites/Avg.	-	0/0

Scoring By Period

	1st	2nd	OT	Total
Jacksonville State	935	1144	9	2088
Opponents	1016	1117	11	2144

Deadball Rebounds

	Off.	Def.	Total
Jacksonville State	70	3	73
Opponents	96	6	102

2009-10 RESULTS (11-19, 7-11 OVC – Home: 10-7, Away: 1-12, Neutral: 0-0)

NOVEMBER

9	WEST GEORGIA (exhibition)	W, 77-61
14	WEST ALABAMA	W, 93-64
17	UAB	L, 87-62
21	GEORGIA SOUTHERN	W, 89-67
24	at Southeastern Louisiana	L, 77-73
27	at Georgia	L, 67-64

DECEMBER

1	CHATTANOOGA	L, 80-71
5	TENNESSEE TECH*	W, 83-72
12	REINHARDT	W, 79-53
15	NORFOLK STATE	W, 95-78
21	NICHOLLS STATE	L, 60-55
29	at #14 Ole Miss	L, 90-75

JANUARY

2	at Eastern Illinois*	L, 50-48
4	at Southeast Missouri*	L, 78-66
7	EASTERN KENTUCKY*	W, 68-65
9	MOREHEAD STATE*	L, 78-71
14	at Murray State*	L, 92-68
16	at UT Martin*	W, 73-63
21	TENNESSEE STATE*	W, 85-67
23	AUSTIN PEAY*	L, 66-64 (OT)
28	SOUTHEAST MISSOURI*	W, 58-55

30 EASTERN ILLINOIS* W, 70-55

FEBRUARY

4	at Morehead State*	L, 94-75
6	at Eastern Kentucky*	L, 66-65
11	UT MARTIN*	W, 80-68
13	MURRAY STATE*	L, 75-67
15	at Austin Peay*	L, 83-63
17	at Tennessee State*	L, 76-57
20	PRESBYTERIAN ¹	L, 59-55
27	at Tennessee Tech*	L, 72-62

MARCH


2	at Morehead State ²	L, 87-54
---	--------------------------------	----------

¹ ESPN BracketBusters

² OVC Tournament First Round (campus sites)

* Ohio Valley Conference Game

Home Games in Bold



Nick Murphy
Senior • Guard/Forward
14.4 ppg, 7.0 rpg, 54.5 FG% in 2009-10



MOREHEAD STATE EAGLES

2010-11 SCHEDULE

NOVEMBER

4	CENTRE COLLEGE (exh.)	6:00 p.m.
9	MOUNTAIN STATE (exh.)	6:00 p.m.
12	ASBURY COLLEGE	6:00 p.m.
14	NORTH CAROLINA A&T	1:00 p.m.
18	at UNC Wilmington	6:00 p.m.
21	at Florida (Sun Sports)	2:30 p.m.
23	at Ohio State (ESPN3.com)	6:00 p.m.
28	at SIU Edwardsville	4:00 p.m.

DECEMBER

2	UT MARTIN*	6:45 p.m.
4	MURRAY STATE*	7:00 p.m.
7	ST. CATHARINE	6:00 p.m.
11	at Northern Iowa	7:00 p.m.
19	at Tennessee State*	5:00 p.m.
21	at Austin Peay*	7:30 p.m.
28	KENT STATE	6:00 p.m.
30	BINGHAMTON	6:00 p.m.

JANUARY

2	COLLEGE OF CHARLESTON	3:30 p.m.
6	TENNESSEE TECH*	6:45 p.m.
8	JACKSONVILLE STATE*	6:30 p.m.
13	at Southeast Missouri*	7:30 p.m.
15	at Eastern Illinois*	6:00 p.m.
22	EASTERN KENTUCKY* (ESPNU)	12:00 p.m.
24	at Ball State	6:00 p.m.
27	TENNESSEE STATE*	6:45 p.m.
29	AUSTIN PEAY*	6:15 p.m.

FEBRUARY

3	at Jacksonville State*	7:45 p.m.
5	at Tennessee Tech*	7:30 p.m.
10	EASTERN ILLINOIS*	6:45 p.m.
12	SOUTHEAST MISSOURI*	6:15 p.m.
16	at Eastern Kentucky*	6:00 p.m.
19	at ESPN BracketBusters ¹	TBA
24	at Murray State* (ESPNU)	8:00 p.m.
26	at UT Martin*	6:00 p.m.

MARCH

2-5	OVC Tournament ²	TBD
-----	-----------------------------	-----

¹ ESPN BracketBusters

² OVC Tournament (Municipal Auditorium - Nashville, Tenn.)

* Ohio Valley Conference Game

Home Games in Bold

All Times Central and Subject to Change

TEAM NOTES

• Kenneth Faried, the 2009-10 OVC Player of the Year, averaged 13.0 rebounds/game last season, a mark that ranked second nationally. He also improved his scoring average from 13.9 points/game as a sophomore to 16.9 points/game last season. Faried also tallied 25 double-doubles in 35 total games, the second-highest total nationally (the second-straight year he has ranked second nationally in that category).

• Morehead State has appeared in the Championship game of the OVC Tournament in each of the past two seasons. The Eagles won the title in 2009 (by topping Austin Peay) and lost to Murray State a season ago in the title game. The back-to-back appearances marks the first time the program has achieved that since the 1983 and 1984 seasons, when the team won back-to-back Tournament Championships.

Basic Information

Location: Morehead, Ky.
Enrollment: 9,046
Founded: 1887
Nickname: Eagles
Colors: Blue and Gold
President: Dr. Wayne D. Andrews
Athletic Director: Brian Hutchinson
Arena (Capacity): Ellis T. Johnson Arena (6,500)

Media Relations

Men's Basketball Contact: Drew Dickerson
Office Phone: (606) 783-2500
Cell Phone: (606) 207-5120
Fax: (606) 783-2550
Email: a.dickerson@moreheadstate.edu
Web site: www.MSUEagles.com
Press Row Phone: (606) 783-2500

Team Information

Players Returning/Lost: 5/4
Starters Returning/Lost: 3/2
2009-10 Record/OVC (Finish): 24-11/15-3 (2nd)
Postseason: CBI Quarterfinals

All-Time Record: 1,015-967 (.512)
All-Time OVC Record: 414-457 (.475)
Joined OVC: 1948

OVC Regular Season Titles (9)

1956, 1957, 1961, 1963, 1969, 1972, 1974, 1984, 2003

OVC Tournament Titles (3)

1983, 1984, 2009

NCAA Tournament Appearances (6)

1956, 1957, 1961, 1983, 1984, 2009

2010-11 ROSTER

No.	Name	Pos.	Ht.	Wt.	Yr.	Hometown (Last School)
00	Drew Kelly	F	6-7	235	So.	Franklin, Tenn. (Miami University)
2	Shannon Williams	F/C	6-8	230	Fr.	Detroit, Mich. (Cass Technical)
3	Kevin Gray	G	5-11	175	Fr.	Reynoldsburg, Ohio (Reynoldsburg)
5	Reggie Williams	G	6-2	180	Fr.	Virginia Beach, Va. (Landstown)
10	Lamont Austin	G	6-0	175	Jr.	Topeka, Kan. (Howard College)
11	Terrance Hill	G	6-1	175	Jr.	Columbus, Ga. (Jordan)
13	Ty Proffitt	G	6-4	190	Jr.	London, Ky. (Notre Dame)
14	Taylor Maze	G	6-1	173	Fr.	Owingsville, Ky. (Bath County)
21	Dionte Ferguson	F	6-7	215	Fr.	Prattville, Ala. (Prattville)
22	Demonte Harper	G	6-4	195	Sr.	Nashville, Tenn. (Whites Creek)
23	Arthur McMillan	F	6-6	235	Fr.	Nashville, Tenn. (Hillsboro)
33	Romarc Lasme	F	6-7	215	Jr.	Port-Gentil, Gabon (Laramie County CC)
34	Sam Goodman	G	6-2	190	Sr.	Lawrenceville, Ga. (Northwest Florida State CC)
35	Kenneth Faried	F/C	6-8	228	Sr.	Newark, N.J. (Technology)

COACHING STAFF

Head Coach Donnie Tyndall

Alma Mater: Morehead State, 1993
Hometown: Grand Rapids, Mich.
Family: Children - Taylor, Grace
Career Record: 71-60 (4 yrs.)
School Record: same
OVC Record: 47-29
OVC Tournament Appearances: 4
NCAA Tournament Appearances: 1

Assistant Coaches

Wade O'Connor 1st season (Bridgewater State, 1994)
Joseph Price 1st season (Notre Dame, 1986)
Adam Howard 1st season (Western Kentucky, 2008)



Career Head Coaching Record

Year	School	Overall	Conf.	Year	School	Overall	Conf.
2006-07	Morehead State	12-18	8-12	2008-09	Morehead State	20-16	12-6
2007-08	Morehead State	15-15	12-8	2009-10	Morehead State	24-11	15-3

Coach Tyndall Facts

A former Morehead State player (1990-93), Tyndall returned to his alma mater as the 12th head coach in the program's history... Was named OVC Coach of the Year in 2007-08 after leading the Eagles to a 12-8 Conference record and third place finish after being tabbed 10th in the preseason poll; he was the fifth Morehead State coach bestowed that honor... Took his alma mater one step further in 2008-09, as the Eagles finished fourth in the regular season but went on to win the OVC Tournament Championship, the program's first since 1984... The Eagles would later top Alabama State in the NCAA Tournament Opening Round (the first NCAA win for the OVC in 20 years) before losing to No. 1 seed Louisville in the First Round... Team competed in the inaugural College Basketball Invitational (CBI) last year, beating Colorado State before losing to Boston University... Prior to being a head coach Tyndall was an assistant coach at Iowa Central Community College (1994-96), St. Catharine College (1996-97), LSU (1997-01) and the associate head coach at Idaho (2001-02) and Middle Tennessee (2002-06).

2009-10 STATISTICS

PLAYER	GP-GS	MIN	AVG	TOTAL		3-POINTERS		FT-FTA		REBOUNDS				PF-FO	A	TO	BLK	STL	PTS-AVG
				FG-FGA	PCT	FG-FGA	PCT	PCT	PCT	OFF	DEF	TOT	AVG						
FARIED, Kenneth	35-32	1060	30.3	224-397	.564	1-4	.250	141-237	.595	148	308	456	13.0	115-6	19	84	67	56	590-16.9
Conference-Only	18-18	547	30.4	112-192	.583	0-2	.000	79-136	.581	78	174	252	14.0	63-4	12	44	38	31	303-16.8
STALLWORTH, Maze	35-34	1121	32.0	140-347	.403	95-233	.408	67-82	.817	77	99	176	5.0	107-1	45	52	18	47	442-12.6
Conference-Only	18-18	596	33.1	80-184	.435	53-118	.449	34-40	.850	44	55	99	5.5	55-1	22	31	10	27	247-13.7
HARPER, Demonte	34-30	1016	29.9	138-329	.419	45-124	.363	82-114	.719	23	77	100	2.9	87-0	109	111	7	48	403-11.9
Conference-Only	18-15	542	30.1	72-171	.421	25-65	.385	41-61	.672	7	47	54	3.0	43-0	65	50	3	19	210-11.7
HILL, Terrance	34-6	698	20.5	91-238	.382	52-134	.388	36-44	.818	12	48	60	1.8	51-1	38	49	1	24	270-7.9
Conference-Only	17-3	332	19.5	41-112	.366	25-62	.403	15-20	.750	4	25	29	1.7	22-0	19	25	1	9	122-7.2
PETERSON, Steve	35-31	842	24.1	97-207	.469	29-77	.377	50-66	.758	64	75	139	4.0	71-1	39	50	11	40	273-7.8
Conference-Only	18-16	435	24.2	51-109	.468	16-47	.340	32-42	.762	27	37	64	3.6	37-1	21	23	6	24	150-8.3
SHINGLES, Brandon	32-27	864	27.0	56-128	.438	7-21	.333	35-59	.593	27	43	70	2.2	73-5	152	74	3	47	154-4.8
Conference-Only	16-16	490	30.6	36-75	.480	4-11	.364	20-35	.571	14	22	36	2.3	33-1	79	39	2	21	96-6.0
SIMMONS, Les	31-7	408	13.2	41-103	.398	5-15	.333	44-59	.746	41	48	89	2.9	61-1	10	38	2	19	131-4.2
Conference-Only	15-2	174	11.6	20-39	.513	3-8	.375	28-33	.848	13	19	32	2.1	18-0	2	19	2	4	71-4.7
CLEMENS, Corey	1-0	9	9.0	1-3	.333	1-2	.500	1-2	.500	0	0	0	0.0	0-0	0	0	0	0	4-4.0
Conference-Only	0-0	0	0.0	0-0	.000	0-0	.000	0-0	.000	0	0	0	0.0	0-0	0	0	0	0	0-0.0
GOODMAN, Sam	35-1	528	15.1	54-112	.482	4-17	.235	22-32	.688	25	38	63	1.8	71-0	47	28	5	19	134-3.8
Conference-Only	18-0	262	14.6	33-59	.559	1-6	.167	12-16	.750	16	17	33	1.8	41-0	14	16	2	6	79-4.4
LAMB, John	1-0	4	4.0	1-1	1.000	1-1	1.000	0-0	.000	0	1	1	1.0	1-0	1	0	0	1	3-3.0
Conference-Only	0-0	0	0.0	0-0	.000	0-0	.000	0-0	.000	0	0	0	0.0	0-0	0	0	0	0	0-0.0
PROFFITT, Ty	23-7	335	14.6	23-61	.377	17-39	.436	1-3	.333	3	10	13	0.6	29-0	36	14	1	8	64-2.8
Conference-Only	13-2	155	11.9	7-27	.259	6-16	.375	0-0	.000	1	6	7	0.5	17-0	24	8	1	3	20-1.5
TERRELL, David	2-0	25	12.5	2-7	.286	0-0	.000	1-2	.500	5	2	7	3.5	4-0	1	2	1	2	5-2.5
Conference-Only	0-0	0	0.0	0-0	.000	0-0	.000	0-0	.000	0	0	0	0.0	0-0	0	0	0	0	0-0.0
MARSHALL, Jamel	15-0	65	4.3	8-16	.500	0-0	.000	5-6	.833	9	9	18	1.2	10-0	0	5	0	0	21-1.4
Conference-Only	10-0	52	5.2	4-10	.400	0-0	.000	3-4	.750	5	7	12	1.2	9-0	0	4	0	0	11-1.1
WILLIAMS, Aaron	12-0	28	2.3	2-7	.286	1-5	.200	2-2	1.000	1	1	2	0.2	6-0	5	3	0	1	7-0.6
Conference-Only	6-0	12	2.0	0-1	.000	0-1	.000	2-2	1.000	0	0	0	0.0	2-0	2	1	0	0	2-0.3
BEHARIE, Jason	11-0	47	4.3	2-7	.286	0-0	.000	0-2	.000	6	8	14	1.3	5-0	0	0	2	2	4-0.4
Conference-Only	7-0	28	4.0	1-2	.500	0-0	.000	0-2	.000	2	3	5	0.7	2-0	0	0	2	2	2-0.3
Total	35			880-1963	.448	258-672	.384	487-710	.686	491	810	1301	37.2	691-15	502	521	118	314	2505-71.6
Conference-Only	18			457-981	.466	133-336	.396	266-391	.680	233	434	667	37.1	342-7	260	267	67	146	1313-72.9
Opponents	35			734-1711	.429	222-615	.361	526-774	.680	303	725	1028	29.4	657-18	435	560	121	244	2216-63.3
Conference-Only	18			381-886	.430	106-295	.359	272-387	.703	136	368	504	28.0	341-8	221	264	52	122	1140-63.3

Attendance

MOR	Opponents
Total 47,724	72,481
Home Games/Avg. 17/2,807	14/4,581
Neutral Sites/Avg. -	4,2088

Scoring By Period

	1st	2nd	OT	Total
Morehead State	1199	121	25	2505
Opponents	990	1202	24	2216

Deadball Rebounds

	Off.	Def.	Total
Morehead State	81	13	94
Opponents	99	9	108

2009-10 RESULTS (24-11, 15-3 OVC – Home: 15-2, Away: 7-7, Neutral: 2-2)

NOVEMBER

4	CEDARVILLE (exhibition)	W, 90-58
9	ASBURY (exhibition)	W, 91-57
13	at #4 Kentucky	L, 75-59
16	BRESCIA	W, 86-51
21	LOUISIANA-MONROE	L, 74-73
29	KENT STATE	L, 63-57

DECEMBER

3	at UT Martin*	W, 74-66
5	at Murray State*	L, 86-56
15	ST. CATHERINE'S	W, 81-53
18	EAST TENNESSEE STATE	W, 60-58
21	at Utah State ¹	L, 79-72
22	vs. Weber State ¹	L, 66-64
23	vs. Cal State Fullerton ¹	W, 69-62
28	at South Dakota	W, 66-64

JANUARY

2	AUSTIN PEAY*	W, 68-65 (OT)
4	TENNESSEE STATE*	W, 72-66
7	at Tennessee Tech*	W, 77-64
9	at Jacksonville State*	W, 78-71
14	SOUTHEAST MISSOURI*	W, 80-40
16	EASTERN ILLINOIS*	W, 73-51
19	SIU EDWARDSVILLE	W, 66-46
23	at Eastern Kentucky*	W, 69-53
28	at Tennessee State*	W, 65-50
30	at Austin Peay*	L, 56-55

FEBRUARY

4	JACKSONVILLE STATE*	W, 94-75
6	TENNESSEE TECH*	W, 84-75
11	at Eastern Illinois*	L, 76-75
13	at Southeast Missouri*	W, 73-54
17	EASTERN KENTUCKY*	W, 77-64
20	at Illinois State ²	L, 71-62
25	MURRAY STATE*	W, 70-65
27	UT MARTIN*	W, 73-63

MARCH

2	JACKSONVILLE STATE ³	W, 87-54
5	vs. Tennessee Tech ⁴	W, 76-47
6	vs. Murray State ⁴	L, 62-51
17	COLORADO STATE ⁵	W, 74-60
22	at Boston University ⁵	L, 91-89 (OT)

¹ Basketball Travelers Invitational (Logan, Utah)

² ESPN BracketBusters

³ OVC Tournament First Round (campus sites)

⁴ OVC Tournament Semis/Finals (Nashville, Tenn.)

⁵ College Basketball Invitational (campus sites)

* Ohio Valley Conference Game

Home Games in Bold



Kenneth Faried
Senior • Forward/Center
2009-10 OVC Player of the Year



MURRAY STATE RACERS

2010-11 SCHEDULE

NOVEMBER

9	FREED-HARDEMAN (exh.)	7:00 p.m.
15	EAST TENNESSEE STATE	7:30 p.m.
17	at Ole Miss	7:00 p.m.
20	REINHARDT	7:00 p.m.
25	vs. Stanford ¹ (ESPNU)	8:00 p.m.
26	vs. Tulsa/UNLV ¹ (ESPNU)	8:30/10:30 p.m.
28	vs. TBA ¹ (ESPN2 or ESPNU)	TBA

DECEMBER

2	at Eastern Kentucky*	6:30 p.m.
4	at Morehead State*	7:00 p.m.
11	at Chattanooga	2:00 p.m.
15	BETHEL	7:00 p.m.
18	WESTERN KENTUCKY	7:30 p.m.
21	at UT Martin*	7:00 p.m.
30	SIU EDWARDSVILLE	7:30 p.m.

JANUARY

6	TENNESSEE STATE*	7:30 p.m.
8	AUSTIN PEAY* (ESPNU)	11:00 a.m.
13	at Jacksonville State*	7:45 p.m.
15	at Tennessee Tech*	7:30 p.m.
20	EASTERN ILLINOIS*	7:30 p.m.
22	SOUTHEAST MISSOURI*	7:30 p.m.
26	at SIU Edwardsville	7:00 p.m.
29	UT MARTIN*	7:30 p.m.

FEBRUARY

3	at Tennessee State* (OVC GOTW)	7:30 p.m.
5	at Austin Peay*	7:30 p.m.
7	at Eastern Illinois*	7:00 p.m.
10	TENNESSEE TECH*	7:30 p.m.
12	JACKSONVILLE STATE*	7:30 p.m.
16	at Southeast Missouri*	7:00 p.m.
19	ESPN BRACKETBUSTERS ¹	TBA
24	MOREHEAD STATE* (ESPNU)	8:00 p.m.
26	EASTERN KENTUCKY*	7:30 p.m.

MARCH

2-5	OVC Tournament ³	TBD
-----	-----------------------------	-----

¹ 76 Classic (Anaheim, Calif.)

² ESPN BracketBusters

³ OVC Tournament (Municipal Auditorium - Nashville, Tenn.)

* Ohio Valley Conference Game

Home Games in Bold

All Times Central and Subject to Change

TEAM NOTES

• Murray State topped No. 4 seed Vanderbilt 66-65 in the first round of the 2010 NCAA Tournament on a buzzer-beating shot by Danero Thomas. It marked only the second NCAA win for the Racers (MSU beat N.C. State in 1988) and was the first NCAA Tournament First Round victory for an OVC team since 1989. The Racers would go on to give No. 5 seed Butler (who advanced to the National Championship game) all it could handle before falling 54-52.

• The 31 victories by Murray State last year were the most-ever by an OVC team, besting a pair of 29-win seasons by Western Kentucky (1953-54) and the 1997-98 Murray State squad.

• Murray State had a 23-game OVC winning streak that stretched from Feb. 7, 2009 until Feb. 25, 2010. The streak was the second-longest in league history, trailing only a 25-game streak by Western Kentucky (1965-67).

Basic Information

Location: Murray, Ky.
Enrollment: 10,200
Founded: 1922
Nickname: Racers
Colors: Navy and Gold
President: Dr. Randy Dunn
Athletic Director: Allen Ward
Arena: CFSB Center (8,600)

Media Relations

Men's Basketball Contact: Dave Winder
Office Phone: (270) 809-4271
Cell Phone: (270) 293-0566
Fax: (270) 809-6814
Email: dave.winder@murraystate.edu
Web site: www.GoRacers.com
Press Row Phone: (270) 809-5551

Team Information

Players Returning/Lost: 8/2
Starters Returning/Lost: 3/2
2009-10 Record/OVC (Finish): 31-5/17-1 (1st)
Postseason: NCAA Tournament 2nd Round

All-Time Record: 1,424-813 (.636)
All-Time OVC Record: 570-307 (.649)
Joined OVC: 1948

OVC Regular Season Titles (21)

1951, 1964, 1968, 1969, 1980, 1982, 1983, 1988, 1989, 1990, 1991, 1992, 1994, 1995, 1996, 1997, 1998, 1999, 2000, 2006, 2010

OVC Tournament Titles (14)

1951, 1964, 1988, 1990, 1991, 1992, 1995, 1997, 1998, 1999, 2002, 2004, 2006, 2010

NCAA Tournament Appearances (14)

1964, 1969, 1988, 1990, 1991, 1992, 1995, 1997, 1998, 1999, 2002, 2004, 2006, 2010

2010-11 ROSTER

No.	Name	Pos.	Ht.	Wt.	Yr.	Hometown (Last School)
0	Isacc Miles	G	6-2	205	Sr.	Kansas City, Mo. (Creighton University)
1	B.J. Jenkins	G	6-0	205	Sr.	Virginia Beach, Va. (Liberty University)
2	Edward Daniel	F	6-7	220	So.	Birmingham, Ala. (Woodlawn)
3	Isaiah Canaan	G	6-0	175	So.	Biloxi, Miss. (Biloxi)
4	Latreze Mushatt*	G	6-5	210	Jr.	Saginaw, Mich. (UMKC)
10	Jordan Burge	G	5-11	170	So.	Mayfield, Ky. (Northside Baptist Christian Acad.)
11	Donte Poole	G	6-3	185	Jr.	Las Vegas, Nev. (Sound Doctrine Christian Acad.)
12	Shawn Jackson	C	6-9	230	Fr.	Live Oak, Fla. (Melody Christian)
13	Brandon Garrett	F	6-9	200	So.	Phoenix, Ariz. (Indian Hills CC)
14	Picasso Simmons	G	6-0	170	Sr.	Gallatin, Tenn. (Station Camp)
22	Jeffery McClain	F	6-6	230	Sr.	Hickman, Ky. (Three Rivers JC)
24	Jeff Reese	G	6-4	180	Jr.	Laurel Hill, Fla. (Gulf Coast CC)
32	Chris Griffin	F	6-7	205	Fr.	Tallahassee, Fla. (Leon)
33	Jewuan Long	G	6-1	180	Jr.	Jackson, Tenn. (Liberty Tech)
42	Ivan Aska	F	6-7	230	Jr.	Ft. Lauderdale, Fla. (Anderson)

* Will redshirt this season under NCAA transfer rule

COACHING STAFF

Head Coach Billy Kennedy

Alma Mater: Southeastern Louisiana, 1986
Hometown: Metairie, La.
Family: Wife - Mary
..... Children - Will, Lexi, Brooks, Anna Cate
Career Record: 188-170 (12 yrs.)
School Record: 84-44 (4 yrs.)
OVC Record: 56-20
OVC Tournament Appearances: 4
NCAA Tournament Appearances: 2

Assistant Coaches

Steve Prohm 5th season (Alabama, 1997)
Isaac Chew 4th season (Avila, 1999)
Amir Abdur-Rahim 3rd season (Southeastern Louisiana, 2004)



Career Head Coaching Record

Year	School	Overall	Conf.	Year	School	Overall	Conf.
1997-98	Centenary	10-20	8-8	2003-04	Southeastern Louisiana	20-9	11-5
1998-99	Centenary	14-14	9-7	2004-05	Southeastern Louisiana	24-9	13-3
1999-00	Southeastern Louisiana	10-17	5-13	2006-07	Murray State	16-14	13-7
2000-01	Southeastern Louisiana	8-21	5-15	2007-08	Murray State	18-13	13-7
2001-02	Southeastern Louisiana	7-20	6-14	2008-09	Murray State	19-12	13-5
2002-03	Southeastern Louisiana	11-16	9-11	2009-10	Murray State	31-5	17-1

Coach Kennedy Facts

Kennedy was named the 14th head coach in Murray State history on April 12, 2006...Kennedy led Murray State to the 2010 NCAA Tournament, topping No. 4 seed Vanderbilt in the first round 66-65 on a shot by Danero Thomas at the buzzer; it marked the second NCAA Tournament victory for the Racers in school history...Kennedy has been part of seven NCAA Tournament team staffs at five different schools (Murray State, Southeastern Louisiana, California, Wyoming, New Orleans)...Immediately prior to coaching at Murray State, Kennedy served one season as an assistant at Miami (Florida).

2009-10 STATISTICS

PLAYER	GP-GS	MIN	AVG	TOTAL		3-POINTERS		FT-FTA	PCT	REBOUNDS			AVG	PF-FO	A	TO	BLK	STL	PTS-AVG
				FG-FGA	PCT	FG-FGA	PCT			OFF	DEF	TOT							
JENKINS, B.J.	36-36	933	25.9	127-290	.438	67-177	.379	59-74	.797	16	77	93	2.6	74-2	116	59	8	64	380-10.6
Conference-Only	18-18	461	25.6	65-146	.445	38-95	.400	30-37	.811	11	42	53	2.9	34-0	58	21	4	35	198-11.0
CANAAN, Isaiah	36-0	733	20.4	121-243	.498	54-112	.482	77-99	.778	12	69	81	2.3	69-1	56	60	1	31	373-10.4
Conference-Only	18-0	345	19.2	53-119	.445	24-55	.436	31-40	.775	7	33	40	2.2	38-0	23	31	1	11	161-8.9
ASKA, Ivan	36-35	818	22.7	151-257	.588	0-0	.000	69-110	.627	57	114	171	4.8	76-1	23	66	12	27	371-10.3
Conference-Only	18-18	387	21.5	70-118	.593	0-0	.000	26-44	.591	34	52	86	4.8	39-1	16	33	7	16	166-9.2
THOMAS, Danero	36-35	963	26.8	141-335	.421	38-117	.325	45-75	.600	54	101	155	4.3	72-0	90	54	25	60	365-10.1
Conference-Only	18-18	463	25.7	77-162	.475	15-49	.306	25-40	.625	29	44	73	4.1	34-0	42	21	12	25	194-10.8
EASLEY, Tony	36-35	784	21.8	140-216	.648	0-0	.000	79-114	.693	93	117	210	5.8	88-3	33	60	95	24	359-10.0
Conference-Only	18-18	404	22.4	72-108	.667	0-0	.000	43-60	.717	39	53	92	5.1	38-0	19	26	50	13	187-10.4
MILES, Isacc	36-36	969	26.9	112-240	.467	46-124	.371	78-100	.780	23	80	103	2.9	59-0	132	76	4	41	348-9.7
Conference-Only	18-18	472	26.2	54-117	.462	24-68	.353	51-62	.823	14	36	50	2.8	24-0	64	33	1	16	183-10.2
POOLE, Donte	36-1	503	14.0	56-137	.409	14-50	.280	48-67	.716	17	55	72	2.0	41-0	46	42	9	36	174-4.8
Conference-Only	18-0	271	15.1	24-66	.364	6-24	.250	36-47	.766	5	25	30	1.7	22-0	22	23	6	18	90-5.0
McCLAIN, Jeffery	36-1	606	16.8	41-73	.562	0-1	.000	54-79	.684	60	91	151	4.2	59-0	22	34	8	28	136-3.8
Conference-Only	18-0	313	17.4	25-37	.676	0-1	.000	32-41	.780	33	41	74	4.1	28-0	7	18	1	12	82-4.6
LONG, Jewuan	30-0	345	11.5	35-68	.515	5-14	.357	22-28	.786	7	30	37	1.2	25-0	26	20	1	20	97-3.2
Conference-Only	18-0	213	11.8	19-44	.432	4-9	.444	20-25	.800	4	18	22	1.2	15-0	15	12	1	12	62-3.4
DANIEL, Edward	32-0	337	10.5	34-67	.507	0-0	.000	29-55	.527	35	51	86	2.7	31-0	7	28	23	13	97-3.0
Conference-Only	17-0	177	10.4	14-27	.519	0-0	.000	15-28	.536	17	28	45	2.6	16-0	4	12	11	7	43-2.5
WILSON, A.J.	21-0	89	4.2	15-20	.750	1-1	1.000	4-8	.500	9	19	28	1.3	8-0	1	8	9	0	35-1.7
Conference-Only	12-0	41	3.4	7-8	.875	1-1	1.000	2-6	.333	2	9	11	0.9	5-0	0	6	3	0	17-1.4
FOTSO, Georges	22-1	106	4.8	4-10	.400	0-0	.000	7-12	.583	11	8	19	0.9	15-0	3	6	1	2	15-0.7
Conference-Only	11-0	47	4.3	4-8	.500	0-0	.000	4-6	.667	7	1	8	0.7	7-0	1	4	1	1	12-1.1
SIMMONS, Picasso	7-0	8	1.1	1-4	.250	1-3	.333	0-0	.000	0	0	0	0.0	1-0	1	2	0	1	3-0.4
Conference-Only	3-0	4	1.3	0-0	.000	0-0	.000	0-0	.000	0	0	0	0.0	0-0	1	2	0	1	0-0.0
BURGE, Jordan	7-0	6	0.9	0-1	.000	0-0	.000	0-0	.000	2	1	3	0.4	0-0	0	0	0	0	0-0.0
Conference-Only	3-0	2	0.7	0-0	.000	0-0	.000	0-0	.000	1	1	2	0.7	0-0	0	0	0	0	0-0.0
Total	36			978-1961	.499	226-599	.377	571-821	.695	439	880	1319	36.6	618-7	556	527	196	347	2753-76.5
Conference-Only	18			484-960	.504	112-302	.371	315-436	.722	220	416	636	35.3	300-1	272	248	98	167	1395-77.5
Opponents	36			761-1967	.387	195-586	.333	458-660	.694	424	667	1091	30.3	670-10	400	603	98	234	2175-60.4
Conference-Only	18			385-969	.397	102-283	.360	223-312	.715	210	318	528	29.3	341-6	193	298	41	106	1095-60.8

Attendance

	MUR	Opponents
Total	55,230	84,574
Home Games/Avg.	15/3,682	15/3,130
Neutral Sites/Avg.	-	6/6,271

Scoring By Period

	1st	2nd	OT	Total
Murray State	1314	1439	-	2753
Opponents	986	1189	-	2175

Deadball Rebounds

	Off.	Def.	Total
Murray State	113	13	126
Opponents	91	14	105

2009-10 RESULTS (31-5, 17-1 OVC – Home: 15-0, Away: 11-4, Neutral: 5-1)

NOVEMBER

5	BETHEL (exhibition)	W, 93-39
9	at #12 California ¹ (ESPNU)	L, 75-70
14	MISSOURI-ST. LOUIS	W, 92-54
20	vs. James Madison ²	W, 71-43
22	vs. North Carolina Central ²	W, 84-61
23	at FIU ²	W, 84-71
28	TENNESSEE WESLEYAN	W, 108-49

DECEMBER

3	EASTERN KENTUCKY*	W, 62-60
5	MOREHEAD STATE*	W, 86-56
12	at East Tennessee State	W, 61-57
15	at Louisiana Tech	L, 87-81
19	CHATTANOOGA	W, 73-62
22	at Western Kentucky	L, 83-72
30	at SIU Edwardsville	W, 82-51

JANUARY

4	UT MARTIN*	W, 83-59
7	at Tennessee State*	W, 80-59
9	at Austin Peay (ESPN2)	W, 69-53
11	EASTERN ILLINOIS*	W, 75-59
14	JACKSONVILLE STATE*	W, 92-68
16	TENNESSEE TECH*	W, 88-66
21	at Eastern Illinois*	W, 60-51
23	at Southeast Missouri*	W, 80-61
27	SIU EDWARDSVILLE	W, 86-49

30 at UT Martin* W, 77-45

FEBRUARY

4	TENNESSEE STATE*	W, 76-54
6	AUSTIN PEAY*	W, 65-63
11	at Tennessee Tech*	W, 94-62
13	at Jacksonville State*	W, 75-67
16	SOUTHEAST MISSOURI*	W, 80-68
20	MORGAN STATE ³	W, 75-66
25	at Morehead State*	L, 70-65
27	at Eastern Kentucky*	W, 88-74

MARCH

2	TENNESSEE STATE ⁴	W, 84-51
5	vs. Eastern Illinois ⁵	W, 55-51
6	vs. Morehead State ⁵	W, 62-51
18	vs. #21 Vanderbilt ⁶	W, 66-65
20	vs. #8 Butler ⁶	L, 54-52

¹ Coaches vs. Cancer Classic (Berkeley, Calif.)

² Coaches vs. Cancer Classic (Miami, Fla.)

³ ESPN BracketBusters

⁴ OVC Tournament First Round (campus sites)

⁵ OVC Tournament Semis/Finals (Nashville, Tenn.)

⁶ NCAA Championship - West Regional (San Jose, Calif.)

* Ohio Valley Conference Game

Home Games in Bold



Isacc Miles
Senior • Guard
All-OVC First-Team Selection



SOUTHEAST MISSOURI STATE REDHAWKS

2010-11 SCHEDULE

NOVEMBER

6	OUACHITA BAPTIST (exh.)	7:00 p.m.
9	HENDERSON STATE (exh.)	7:00 p.m.
13	at UAB	7:00 p.m.
16	at Florida Gulf Coast	6:05 p.m.
20	at UMKC	7:05 p.m.
22	GRAMBLING	7:00 p.m.
24	at Arkansas	7:00 p.m.
27	ARKANSAS STATE	4:00 p.m.

DECEMBER

2	AUSTIN PEAY*	7:30 p.m.
4	TENNESSEE STATE*	6:00 p.m.
6	at Iowa State	7:00 p.m.
8	at Southern Illinois	7:05 p.m.
11	HANNIBAL-LaGRANGE	4:00 p.m.
19	at Jacksonville State*	4:30 p.m.
21	at Tennessee Tech*	7:30 p.m.
29	at SMU	7:00 p.m.

JANUARY

3	UT MARTIN* (OVC GOTW)	7:00 p.m.
8	EASTERN ILLINOIS*	6:00 p.m.
13	MOREHEAD STATE*	7:30 p.m.
15	EASTERN KENTUCKY*	4:00 p.m.
20	at UT Martin*	7:00 p.m.
22	at Murray State*	7:30 p.m.
27	JACKSONVILLE STATE*	7:30 p.m.
29	TENNESSEE TECH*	6:00 p.m.

FEBRUARY

1	at SIU Edwardsville	8:00 p.m.
5	at Eastern Illinois*	6:00 p.m.
10	at Eastern Kentucky*	6:30 p.m.
12	at Morehead State*	6:15 p.m.
16	MURRAY STATE*	7:00 p.m.
19	ESPN BRACKETBUSTERS 1	TBA
24	at Tennessee State*	7:30 p.m.
26	at Austin Peay*	7:30 p.m.

MARCH

2-5	OVC Tournament 2	TBD
-----	------------------	-----

¹ ESPN BracketBusters

² OVC Tournament (Municipal Auditorium - Nashville, Tenn.)

* Ohio Valley Conference Game

Home Games in Bold

All Times Central and Subject to Change

TEAM NOTES

• Experience will be a strong suit for the Southeast Missouri men's basketball team in 2010-11. The average age of the 14 men on this year's roster is 21 years. Southeast also returns three starters and welcomes eight newcomers to this year's squad.

• Dickey Nutt enters his second year as head coach at Southeast Missouri. Nutt has coached in over 400 NCAA Division I games during his career. He needs just four wins to reach 200 career victories.

• Guard Marland Smith became the first true freshman to lead Southeast in scoring since 2001-02 when he averaged 10.8 points per game last season. Smith also led the Redhawks with 63 three-pointers and 28 steals.

Basic Information

Location: Cape Girardeau, Mo.
Enrollment: 10,859
Founded: 1873
Nickname: Redhawks
Colors: Red, White and Black
President: Dr. Kenneth Dobbins
Athletic Director: John Shafer
Arena (Capacity): Show Me Center (7,000)

Media Relations

Men's Basketball Contact: Jeff Honza
Office Phone: (573) 651-2933
Cell Phone: (618) 528-1145
Fax: (573) 651-2810
Email: jhonza@semo.edu
Web site: www.GoSoutheast.com
Press Row Phone: (573) 651-5014

Team Information

Players Returning/Lost: 4/9
Starters Returning/Lost: 3/2
2009-10 Record/OVC (Finish): 7-23/3-15 (9th)
Postseason: none

All-Time Record: 1,149-1,001 (.534)
All-Time OVC Record: 126-194 (.394)
Joined OVC: 1991

OVC Regular Season Titles

none

OVC Tournament Titles (1)

2000

NCAA Tournament Appearances (1)

2000

2010-11 ROSTER

No.	Name	Pos.	Ht.	Wt.	Yr.	Hometown (Last School)
1	Cameron Butler	F	6-6	220	Sr.	Malvern, Ark. (National Park CC)
2	Marcus Brister	G	6-4	215	Jr.	Dallas, Texas (Eastfield College)
3	Nick Niemczyk	G	6-1	185	Jr.	Bell City, Mo. (Three Rivers CC)
11	Michael Porter*	G/F	6-6	235	So.	Sikeston, Mo. (Missouri State Univ.)
12	Logan Nutt	G	5-11	180	Sr.	Jonesboro, Ark. (Ole Miss)
13	Lucas Nutt	G	6-1	180	R-Fr.	Jonesboro, Ark. (Jonesboro)
15	Waylon Jones	F	6-9	195	Jr.	Rocky Mount, N.C. (Albany Tech CC)
20	Anthony Allison	G	5-11	175	Sr.	Marianna, Ark. (West Plains CC)
23	Marland Smith	G	6-2	155	So.	Little Rock, Ark. (Hall)
24	Nate Schulte	G/F	6-5	215	So.	Las Vegas, Nev. (Kaskaskia College)
31	Rae-vonn Banks	F	6-8	220	Jr.	Fayetteville, N.C. (West Plains CC)
33	Tyler Stone*	F	6-7	225	So.	Memphis, Tenn. (University of Missouri)
40	Zach House	C	7-0	255	Jr.	Rock Falls, Ill. (Sauk Valley CC)
42	Leon Powell	F	6-7	210	R-Jr.	St. Louis, Mo. (Indian Hills CC)

* Will redshirt this season under NCAA transfer rule

COACHING STAFF

Head Coach Dickey Nutt

Alma Mater: Oklahoma State, 1982

Hometown: Little Rock, Ark.

Family: Wife - Cathy

..... Children - Logan, Lucas, Lexis

Career Record: 196-210 (14 yrs.)

School Record: 7-23 (1 yr.)

OVC Record: 3-15

OVC Tournament Appearances: 0

NCAA Tournament Appearances: 1

Assistant Coaches

Jamie Rosser..... 2nd season (Arkansas State, 2001)

Kyle Gerdeman..... 2nd season (Southeast Missouri, 1998)

Jeremy Case 2nd season (Kansas, 2007)



Career Head Coaching Record

Year	School	Overall	Conf.	Year	School	Overall	Conf.
1995-96	Arkansas State	9-18	7-11	2002-03	Arkansas State	13-15	6-8
1996-97	Arkansas State	15-12	8-10	2003-04	Arkansas State	17-11	7-7
1997-98	Arkansas State	20-9	14-4	2004-05	Arkansas State	16-13	7-7
1998-99	Arkansas State	18-12	9-5	2005-06	Arkansas State	9-17	4-11
1999-00	Arkansas State	10-18	7-9	2006-07	Arkansas State	18-15	11-7
2000-01	Arkansas State	17-13	10-6	2007-08	Arkansas State	10-20	5-13
2001-02	Arkansas State	15-16	5-9	2009-10	Southeast Missouri	7-23	3-15

Coach Nutt Facts

Prior to being named head coach at Southeast Missouri on March 12, 2009, Nutt spent 13 seasons at Arkansas State, where he was named the Sun Belt Coach of the Year in 1998 after leading the program to 20-9 overall record and berth in the NCAA Tournament...Left as the program's No. 2 all-time winningest coach...Before being ASU's head coach he spent eight seasons as an assistant with the program...Was also an assistant at his alma mater (Oklahoma State) alongside now Kansas coach Bill Self...His brother, Houston, is the head football coach at Ole Miss.

2009-10 STATISTICS

PLAYER	GP-GS	MIN	AVG	TOTAL		3-POINTERS		FT-FTA	PCT	REBOUNDS				PF-FO	A	TO	BLK	STL	PTS-AVG
				FG-FGA	PCT	FG-FGA	PCT			OFF	DEF	TOT	AVG						
SMITH, Marland	30-25	817	27.2	112-298	.376	63-185	.341	38-51	.745	20	74	94	3.1	55-0	44	51	3	28	325-10.8
Conference-Only	18-14	538	29.9	64-187	.342	38-121	.314	30-38	.789	13	49	62	3.4	34-0	25	34	2	21	196-10.9
ALLISON, Anthony	30-29	906	30.2	104-267	.390	36-77	.468	58-85	.682	10	48	58	1.9	72-3	43	64	1	16	302-10.1
Conference-Only	18-18	561	31.2	67-175	.383	28-60	.467	36-53	.679	4	25	29	1.6	46-1	23	37	1	10	198-11.0
BUTLER, Cameron	22-17	551	25.0	64-131	.489	0-1	.000	69-108	.639	45	71	116	5.3	78-6	11	49	21	17	197-9.0
Conference-Only	12-7	297	24.8	38-67	.567	0-1	.000	48-71	.676	31	33	64	5.3	39-3	5	34	12	7	124-10.3
PEARSON, Sam	30-27	774	25.8	86-216	.398	11-49	.224	81-112	.723	9	63	72	2.4	79-4	80	94	1	25	264-8.8
Conference-Only	18-16	494	27.4	54-133	.406	8-31	.258	65-84	.774	3	49	52	2.9	54-3	57	54	0	15	181-10.1
THOMPSON, Derek	29-4	608	21.0	81-224	.362	47-141	.333	36-56	.643	10	54	64	2.2	56-1	25	31	0	10	245-8.4
Conference-Only	17-2	339	19.9	50-132	.379	31-87	.356	14-26	.538	7	33	40	2.4	34-1	15	17	0	7	145-8.5
MAXWELL, Jajuan	27-7	376	13.9	51-107	.477	2-7	.286	41-61	.672	42	42	84	3.1	57-2	12	24	12	15	145-5.4
Conference-Only	15-5	240	16.0	33-64	.516	1-4	.250	29-43	.674	32	23	55	3.7	31-1	9	17	9	7	96-6.4
NUTT, Lucas	9-0	144	16.0	14-34	.412	7-14	.500	9-11	.818	2	8	10	1.1	12-0	33	12	0	10	44-4.9
Conference-Only	2-0	32	16.0	3-7	.429	2-4	.500	6-7	.857	0	3	3	1.5	6-0	6	2	0	2	14-7.0
RUSSELL, LaMont	30-26	731	24.4	49-98	.500	0-0	.000	25-47	.532	62	142	204	6.8	67-2	33	42	12	19	123-4.1
Conference-Only	18-15	461	25.6	24-58	.414	0-0	.000	20-33	.606	35	95	130	7.2	36-0	17	22	9	8	68-3.8
MILES, LaQuentin	23-2	284	12.3	21-83	.253	1-3	.333	22-47	.468	10	36	46	2.0	18-0	31	40	3	11	65-2.8
Conference-Only	14-1	206	14.7	16-54	.296	0-1	.000	16-35	.457	4	25	29	2.1	15-0	19	29	3	8	48-3.4
McCRARY, Eric	23-0	204	8.9	23-47	.489	7-18	.389	10-13	.769	6	28	34	1.5	45-1	11	15	3	5	63-2.7
Conference-Only	13-0	111	8.5	9-21	.429	3-9	.333	2-2	1.000	2	12	14	1.1	25-0	8	6	2	1	23-1.8
WATSON, KaJuan	15-0	115	7.7	13-27	.481	1-2	.500	10-12	.833	5	8	13	0.9	16-0	4	9	2	3	37-2.5
Conference-Only	4-0	15	3.8	0-3	.000	0-1	.000	0-0	.000	1	3	4	1.0	2-0	1	1	0	0	0-0.0
BANKS, Rae-Vonn	24-0	243	10.1	18-35	.514	0-0	.000	12-22	.545	17	28	45	1.9	59-2	2	14	11	11	48-2.0
Conference-Only	13-0	132	10.2	10-23	.435	0-0	.000	8-14	.571	14	18	32	2.5	28-1	2	8	7	4	28-2.2
HILL, Johnny	25-12	212	8.5	18-39	.462	0-1	.000	13-23	.565	8	26	34	1.4	22-0	2	10	3	3	49-2.0
Conference-Only	14-11	150	10.7	11-28	.393	0-1	.000	9-15	.600	6	19	25	1.8	18-0	1	8	3	3	31-2.2
KIRK, Israel	17-1	140	8.2	8-15	.533	0-0	.000	4-8	.500	16	11	27	1.6	18-0	4	5	1	5	20-1.2
Conference-Only	9-1	74	8.2	2-4	.500	0-0	.000	4-7	.571	6	4	10	1.1	12-0	3	2	1	2	8-0.9
Total	30			662-1621	.408	175-498	.351	428-656	.652	333	691	1024	34.1	654-21	335	465	73	178	1927-64.2
Conference-Only	18			381-956	.399	111-320	.347	287-428	.671	211	422	633	35.2	380-10	191	274	49	95	1160-64.4
Opponents	30			738-1611	.458	187-516	.362	509-769	.662	333	763	1096	36.5	590-11	424	444	116	233	2172-72.4
Conference-Only	18			450-985	.457	117-307	.381	308-452	.681	196	446	642	35.7	355-7	241	239	66	138	1325-73.6

<u>Attendance</u>	<u>SEMO</u>	<u>Opponents</u>	<u>Scoring By Period</u>				<u>Deadball Rebounds</u>				
Total	35,151	59,999		<u>1st</u>	<u>2nd</u>	<u>OT</u>	<u>Total</u>		<u>Off.</u>	<u>Def.</u>	<u>Total</u>
Home Games/Avg.	14/2,511	14/3,581	Southeast Missouri	852	1042	33	1927	Southeast Missouri	89	6	95
Neutral Sites/Avg.	-	2/4,934	Opponents	1024	1113	35	2172	Opponents	103	2	105

2009-10 RESULTS (7-23, 3-15 OVC – Home: 4-10, Away: 2-12, Neutral: 1-1)

NOVEMBER

5	HARRIS-STOWE (exh.)	W, 75-67
10	OUACHITA BAPTIST (exh.)	W, 81-59
14	at Saint Louis	L, 59-41
18	ARKANSAS STATE	L, 73-49
22	at Northern Illinois	W, 70-64 (OT)
24	EASTERN MICHIGAN	L, 86-76
27	vs. St. Bonaventure ¹	L, 67-44
28	at Illinois State ¹	L, 93-53
29	vs. Norfolk State ¹	W, 75-54

DECEMBER

3	at Austin Peay*	L, 76-71 (OT)
5	at Tennessee State*	W, 74-66
9	SOUTHERN ILLINOIS	L, 86-65
12	WILLIAMS BAPTIST	W, 116-60
22	at Memphis	L, 87-57

JANUARY

2	TENNESSEE TECH*	L, 82-73
4	JACKSONVILLE STATE*	W, 78-66
9	at Eastern Illinois* (ESPNU)	L, 88-68
14	at Morehead State*	L, 80-40
16	at Eastern Kentucky*	L, 79-63
21	UT MARTIN*	W, 77-63
23	MURRAY STATE*	L, 80-61

28	at Jacksonville State*	L, 58-55
30	at Tennessee Tech*	L, 82-68

FEBRUARY

2	SIU EDWARDSVILLE	W, 68-49
6	EASTERN ILLINOIS*	L, 75-49
9	at UT Martin*	L, 73-70
11	EASTERN KENTUCKY*	L, 59-56
13	MOREHEAD STATE*	L, 73-54
16	at Murray State*	L, 80-68
20	at Miami (Ohio) ²	L, 69-53
25	TENNESSEE STATE*	L, 74-67
27	AUSTIN PEAY*	L, 71-68 (OT)

¹ Basketball Travelers Classic (Normal, Ill.)

² ESPN BracketBusters

* Ohio Valley Conference Game

Home Games in Bold



Marland Smith
Sophomore • Guard
10.8 ppg, 3.1 rpg in 2009-10



SIUE EDWARDSVILLE COUGARS

2010-11 SCHEDULE

NOVEMBER

7	WEBSTER (exh.)	4:00 p.m.
12	IPFW	8:00 p.m.
14	at Illinois State	2:05 p.m.
17	at Eastern Kentucky	6:30 p.m.
20	MacMURRAY	7:00 p.m.
24	at UMKC	7:05 p.m.
26	at Iowa (Big Ten Network)	5:35 p.m.
28	MOREHEAD STATE	4:00 p.m.

DECEMBER

1	at Tennessee Tech	6:00 p.m.
4	MIDDLE TENNESSEE STATE	7:00 p.m.
8	at Loyola (Chicago)	7:00 p.m.
11	KENNESAW STATE	7:00 p.m.
17	at Indiana ¹ (Big Ten Network)	6:00 p.m.
19	at Northern Iowa ¹	1:00 p.m.
22	vs. Longwood ²	1:30 p.m.
23	vs. S.C. State/The Citadel ²	1:30/4 p.m.
30	at Murray State	7:30 p.m.

JANUARY

3	at Ball State	6:00 p.m.
8	SOUTH DAKOTA	7:00 p.m.
11	at IPFW	7:00 p.m.
18	EASTERN KENTUCKY	7:00 p.m.
20	at Northwestern	5:30 p.m.
24	UT MARTIN	7:00 p.m.
26	MURRAY STATE	7:00 p.m.
29	GREENVILLE	7:00 p.m.

FEBRUARY

1	SOUTHEAST MISSOURI	8:00 p.m.
3	at South Dakota	7:00 p.m.
12	ROBERT MORRIS (ILL.)	7:00 p.m.
22	TENNESSEE TECH	8:00 p.m.
24	HANNIBAL-LaGRANGE	7:00 p.m.

¹ Las Vegas Classic (campus sites)

² Las Vegas Classic (Las Vegas, Nev.)

Home Games in Bold

All Times Central and Subject to Change

TEAM NOTES

• SIUE became an official member of the OVC on July 1, 2008. The institution will begin regular season competition in the OVC during the 2011-12 academic year. The basketball program will be eligible for postseason competition during the 2012-13 season.

• The SIUE schedule will feature six different OVC opponents this season. The Cougars will host Eastern Kentucky, Murray State, Southeast Missouri, Tennessee Tech and UT Martin while playing at Morehead State. The Eastern Kentucky, Murray State and Tennessee Tech games are part of home-and-home series this season.

• The 15 home games on the 2010-2011 schedule is the most since the team began the reclassification process.

• Junior Mark Yelovich is the team's top returner. Yelovich is coming off back-to-back selections to the All-Independent Team (first-team in 2009-10, honorable mention in 2008-09). Yelovich became the first player since Marty Perry (2001-2002) to lead the team in scoring in back-to-back seasons.

Basic Information

Location: Edwardsville, Ill.
Enrollment: 14,107
Founded: 1957
Nickname: Cougars
Colors: Red and White
Chancellor: Dr. Vaughn Vandegrift
Athletic Director: Dr. Brad Hewitt
Arena (Capacity): Vadalabene Center (4,000)

Media Relations

Men's Basketball Contact: Joe Pott
Office Phone: (618) 650-2860
Cell Phone: (314) 707-1712
Fax: (618) 650-2296
Email: jpott@siue.edu
Web site: www.SIUECougars.com
Press Row Phone: (618) 558-4112

Team Information

Players Returning/Lost: 10/5
Starters Returning/Lost: 2/3
2009-10 Record: 5-23
Postseason: none

All-Time Record: 551-541 (.504)
All-Time OVC Record: 0-0
Joined OVC: 2008

OVC Regular Season Titles

none

OVC Tournament Titles

none

NCAA Tournament Appearances

none

2010-11 ROSTER

No.	Name	Pos.	Ht.	Wt.	Yr.	Hometown (Last School)
0	LeShaun Murphy	G	6-1	175	So.	Chicago, Ill. (Sachse)
1	Cornelius Chatt	G	6-2	195	Jr.	Madison, Ill. (Wabash CC)
2	Anthony Mitchell	G/F	6-4	225	Jr.	East St. Louis, Ill. (Saint Louis University)
3	Alex Newlin	F	6-5	215	Sr.	Decatur, Ill. (Eisenhower)
4	Cody Rincker	G	6-1	180	Sr.	Strasburg, Ill. (Lincoln Land CC)
5	Corey Wickware	G	5-10	175	Jr.	Indianapolis, Ind. (Wabash CC)
12	Nikola Bundalo	C	6-10	240	Sr.	Belgrade, Serbia (Mihajlo Pupin)
13	Kevin Stineman	G	6-0	185	Jr.	Buffalo Grove, Ill. (Stevenson)
15	Abel Tillman	F	6-7	200	Jr.	St. Louis, Mo. (Highland CC)
23	David Boarden	G	6-4	186	Jr.	Gary, Ind. (Detroit Mercy)
24	Gerald Jones	G	6-1	190	Fr.	St. Louis, Mo. (McCluer South-Berkeley)
30	Michael Messer	G	6-5	205	Fr.	Wildwood, Mo. (Lafayette)
32	Dobrovoje Mavrak	C	6-9	245	Sr.	Toronto, Ontario, Canada (Palm Beach CC)
33	Mark Yelovich	F	6-6	200	Jr.	Mt. Zion, Ill. (Mt. Zion)
34	Zeke Schneider	F/C	6-9	220	So.	Metamora, Ill. (Metamora)

COACHING STAFF

Head Coach Lennox Forrester

Alma Mater: Evansville, 1992

Hometown: Evanston, Ill.

Family: Wife - Aretha

..... Children - Calaya

Career Record: 32-54 (3 yrs.)

School Record: same

OVC Record: 0-0

OVC Tournament Appearances: 0

NCAA Tournament Appearances: 0

Assistant Coaches

Mark Allaria 8th season (Evansville, 2002)

Kris Crosby 4th season (SIUE Edwardsville, 2006)

Matt Laur 2nd season (McKendree, 2003)



Career Head Coaching Record

Year	School	Overall	Conf.	Year	School	Overall	Conf.
2007-08	SIUE Edwardsville	17-11	10-9	2009-10	SIUE Edwardsville	5-23	-
2008-09	SIUE Edwardsville	10-20	-				

Coach Forrester Facts

Introduced as the seventh head coach in SIUE history on April 9, 2007...Led the Cougars to 17 wins in the program's final season of Division II basketball in 2007-08; that set a record for most victories by a first-year head coach in program history... Prior to his appointment, had been an assistant coach at Bradley for five seasons and 10 seasons as an assistant coach and administrative assistant at Evansville...At Bradley, helped the Braves to the 2005-06 NCAA Sweet 16 and the second round of the Mastercard NIT in 2006-07...In his time as an assistant coach, has coached 21 players who went on to the professional ranks...Was a National Junior College All-American as a player at Parkland College before transferring to Evansville; leg injuries prevented him from playing but he remained with the program as a student assistant.

2009-10 STATISTICS

PLAYER	GP-GS	MIN	AVG	TOTAL		3-POINTERS		FT-FTA	PCT	REBOUNDS			AVG	PF-FO	A	TO	BLK	STL	PTS-AVG
				FG-FGA	PCT	FG-FGA	PCT			OFF	DEF	TOT							
YELOVICH, Mark	26-25	808	31.1	142-347	.409	38-113	.336	113-142	.796	29	124	153	5.9	53-2	35	41	18	29	435-16.7
McCLEARY, Aamir	24-23	742	30.9	94-274	.343	29-100	.290	58-74	.784	13	90	103	4.3	47-1	116	84	0	30	275-11.5
BOWLES, Denykoo	28-28	630	22.5	61-151	.404	16-49	.327	34-50	.680	53	86	139	5.0	67-1	22	28	2	17	172-6.1
BUNDALO, Nikola	28-20	487	17.4	77-141	.546	0-1	.000	16-25	.640	39	61	100	3.6	71-1	8	37	23	2	170-6.1
MURPHY, LeShaun	25-3	343	13.7	51-118	.432	5-14	.357	32-57	.561	9	24	33	1.3	26-0	19	37	6	10	139-5.6
RINCKER, Cody	27-3	375	13.9	38-112	.339	36-102	.353	10-10	1.000	9	22	31	1.1	50-1	20	13	1	13	122-4.5
JONES, Stephen	22-18	556	25.3	26-83	.313	8-40	.200	36-51	.706	5	44	49	2.2	33-1	44	30	2	9	96-4.4
BOARDEN, David	27-4	471	17.4	41-127	.323	17-56	.304	7-14	.500	13	46	59	2.2	32-0	20	25	2	5	106-3.9
STINEMAN, Kevin	28-13	492	17.6	27-78	.346	8-28	.286	22-33	.667	6	44	50	1.8	63-1	39	56	0	14	84-3.0
MITCHELL, Anthony	19-0	182	9.6	21-60	.350	6-17	.353	6-13	.462	10	21	31	1.6	36-0	6	23	5	6	54-2.8
MAVRAK, Dobrovoje	27-2	285	10.6	19-34	.559	0-0	.000	6-14	.429	9	27	36	1.3	41-1	3	14	9	5	44-1.6
YOUNG, Desmond	12-0	29	2.4	5-15	.333	1-8	.125	4-6	.667	2	2	4	0.3	3-0	3	4	0	2	15-1.3
NEWLIN, Alex	7-0	16	2.3	2-5	.400	1-2	.500	0-0	.000	1	1	2	0.3	2-0	0	0	0	1	5-0.7
CHURCH, Dane	14-1	47	3.4	3-8	.375	3-4	.750	0-0	.000	4	1	5	0.4	4-0	2	2	0	1	9-0.6
SCHNEIDER, Zeke	25-0	137	5.5	5-12	.417	0-0	.000	3-5	.600	10	12	22	0.9	26-0	0	11	1	2	13-0.5
Total	28			612-1565	.391	168-534	.315	347-494	.702	258	656	914	32.6	555-9	337	409	69	146	1739-62.1
Opponents	28			757-1614	.469	174-471	.369	434-642	.676	335	774	1109	39.6	497-0	444	374	101	166	2122-75.8

Attendance

	SIUE	Opponents
Total	17,518	56,594
Home Games/Avg.	11/1,593	16/3,537
Neutral Sites/Avg.	-	1/1,500

Scoring By Period

	1st	2nd	OT	Total
SIU Edwardsville	810	929	-	1739
Opponents	968	1154	-	2122

Deadball Rebounds

	Off.	Def.	Total
SIU Edwardsville	59	12	71
Opponents	62	9	71

2009-10 RESULTS (5-23, 0-0 OVC – Home: 2-9, Away: 2-14, Neutral: 1-0)

NOVEMBER

4	MacMURRAY (exhibition)	W, 94-64
7	ILLINOIS COLLEGE (exh.)	L, 78-76
13	at #23 Illinois	L, 96-69
15	ILLINOIS STATE	L, 82-60
18	at Evansville	L, 76-46
21	at Ball State	L, 57-47
28	LIPSCOMB	L, 67-64

DECEMBER

1	IPFW	L, 69-64
4	at Drake ¹	W, 60-58
5	vs. UT-Arlington ¹	W, 71-67
10	at Lipscomb	L, 94-74
13	at Middle Tennessee State	L, 83-58
20	LOYOLA (CHICAGO)	L, 79-61
22	at #4 Purdue	L, 90-63
28	UMKC	L, 63-54
30	MURRAY STATE	L, 82-51

JANUARY

5	MILWAUKEE	L, 83-73
9	at South Dakota	L, 100-76
12	at Kennesaw State	L, 71-60
19	at Morehead State	L, 66-46
21	ROBERT MORRIS (ILL.)	W, 92-71

25	at UT Martin	L, 68-52
27	at Murray State	L, 86-49

FEBRUARY

2	at Southeast Missouri	L, 68-49
5	SOUTH DAKOTA	L, 91-69
7	NORTH DAKOTA	L, 57-50
18	at North Dakota	W, 91-76
20	at Cal State Fullerton ²	L, 78-74
23	at IPFW	L, 78-40
25	HANNIBAL-LAGRANGE	W, 76-66

¹Drake Hy-Vee Challenge (Des Moines, Iowa)

²ESPN BracketBusters

* Ohio Valley Conference Game

Home Games in Bold



Mark Yelovich
 Junior • Forward
 16.7 ppg, 5.9 rpg in 2009-10



TENNESSEE STATE TIGERS

2010-11 SCHEDULE

NOVEMBER

2	TREVECCA NAZARENE (exh.)	7:00 p.m.
8	CARSON-NEWMAN (exh.)	7:00 p.m.
12	at Mississippi State	7:00 p.m.
15	FISK	7:00 p.m.
17	at Illinois State	7:05 p.m.
20	at Air Force	8:00 p.m.
23	at Saint Louis	7:00 p.m.
29	BELMONT	7:00 p.m.

DECEMBER

2	at Eastern Illinois*	7:30 p.m.
4	at Southeast Missouri*	6:00 p.m.
7	at Alabama A&M	7:00 p.m.
12	LeMOYNE-OWEN	3:00 p.m.
19	MOREHEAD STATE*	5:00 p.m.
21	EASTERN KENTUCKY*	7:30 p.m.
29	at Middle Tennessee State	7:00 p.m.

JANUARY

2	at Memphis	2:00 p.m.
6	at Murray State*	7:30 p.m.
8	at UT Martin*	6:00 p.m.
15	AUSTIN PEAY* (ESPNU)	3:00 p.m.
20	JACKSONVILLE STATE*	7:30 p.m.
22	TENNESSEE TECH*	7:30 p.m.
27	at Morehead State*	6:45 p.m.
29	at Eastern Kentucky*	6:00 p.m.

FEBRUARY

3	MURRAY STATE* (OVC GOTW)	7:30 p.m.
5	UT MARTIN*	7:30 p.m.
7	at Jacksonville State* (OVC GOTW)	7:00 p.m.
12	at Austin Peay*	7:30 p.m.
14	at Tennessee Tech*	7:00 p.m.
19	ESPN BRACKETBUSTERS ¹	TBA
24	SOUTHEAST MISSOURI*	7:30 p.m.
26	EASTERN ILLINOIS*	7:30 p.m.

MARCH

2-5	OVC Tournament ²	TBD
-----	-----------------------------	-----

¹ ESPN BracketBusters

² OVC Tournament (Municipal Auditorium - Nashville, Tenn.)

* Ohio Valley Conference Game

Home Games in Bold

All Times Central and Subject to Change

TEAM NOTES

• John Cooper enters his second year as head coach at Tennessee State. Cooper is one of three second-year coaches in the league.

• This year's team returns just four players who saw on-the-court action last season. Those players are sophomore Robert Covington, sophomore Tashan Fredrick, sophomore Jacquan Nobles and junior Wil Peters. That quarter combined for 35.7 points and 14.2 rebounds per game for the Tigers.

• With only four returning players, Tennessee State has six newcomers who are eligible to play this season and three redshirts who will sit out this season due to NCAA transfer rules.

Basic Information

Location: Nashville, Tenn.
Enrollment: 8,824
Founded: 1912
Nickname: Tigers
Colors: Royal Blue and White
President: Dr. Melvin Johnson
Athletic Director: Teresa Phillips
Arena (Capacity): Gentry Center (10,500)

Media Relations

Men's Basketball Contact: Zena Lewis
Office Phone: (615) 963-5922
Cell Phone: (404) 444-1186
Fax: (615) 963-7692
Email: zlewis@tnstate.edu
Web site: www.TSUTigers.com
Press Row Phone: (615) 963-7616/7617

Team Information

Players Returning/Lost 4/4
Starters Returning/Lost 3/2
2009-10 Record/OVC (Finish): 9-23/6-12 (8th)
Postseason: OVC Tournament First Round

All-Time Record: 1,058-751 (.585)
All-Time OVC Record: 161-215 (.428)
Joined OVC: 1987

OVC Regular Season Titles (2)

1993, 1995

OVC Tournament Titles (2)

1993, 1994

NCAA Tournament Appearances (2)

1993, 1994

2010-11 ROSTER

No.	Name	Pos.	Ht.	Wt.	Yr.	Hometown (Last School)
0	Jacquan Nobles	G	6-3	180	So.	Greenville, N.C. (South Central)
2	Patrick Miller	G	6-0	185	Fr.	Chicago, Ill. (Hales Fransiscan)
4	Jerret Towns	G	6-5	205	Jr.	Dolomite, Ala. (Moberly Area CC)
10	Wil Peters	G	6-1	180	Jr.	Nashville, Tenn. (Whites Creek)
12	Muniru Bawa*	C	6-11	250	So.	Huntsville, Ala. (Indiana University)
15	Kenny Moore	F	6-7	220	Jr.	Philadelphia, Pa. (Midland CC)
21	Kellen Thornton*	F	6-7	240	Jr.	Chicago, Ill. (Illinois State University)
22	Tashan Fredrick	G	6-4	200	So.	Hemingway, S.C. (Hemingway)
23	Verkeneo Mann	G	6-2	160	R-Fr.	Decatur, Ala. (Austin)
33	Robert Covington	F	6-9	210	So.	Bellwood, Ill. (Proviso West)
34	Malcolm Rhett	F	6-8	210	Fr.	Hopkins, S.C. (Lower Richland)
44	Michael Green	F	6-9	210	Fr.	Columbia, S.C. (Ridgeview)
45	Jordan Cyphers*	G	6-3	180	Jr.	Wichita, Kan. (University of Utah)

* Will redshirt this season under NCAA transfer rule

COACHING STAFF

Head Coach John Cooper

Alma Mater: Wichita State, 1991

Hometown: Kansas City, Mo.

Family: Wife - Melissa

..... Children - Kennedy, Kameron

Career Record: 9-23 (1 yr.)

School Record: same

OVC Record: 6-12

OVC Tournament Appearances: 1

NCAA Tournament Appearances: 0

Assistant Coaches

Travis Williams 2nd season (Georgia State, 1995)

Sheldon Everett 2nd season (South Carolina, 2004)

Dana Ford 2nd season (Illinois State, 2006)

Trey Myers (G.A./Manager) ... 2nd season (Clemson, 2009)

Career Head Coaching Record

Year	School	Overall	Conf.
2009-10	Tennessee State	9-23	6-12

Coach Cooper Facts

Was named the 15th head coach in Tennessee State history on March 27, 2009...Came to TSU after spending five years on Jeff Lebo's staff at Auburn, lastly as the Associate Head Coach...In his last season with the Tigers, Cooper helped the team to a 24-12 record and berth in the NIT quarterfinals...Also spent time as an assistant coach at Oregon, South Carolina and Fayetteville State...Played collegiately under Eddie Fogler (who he later served under as assistant coach at South Carolina for six seasons) at Wichita State, leading the Shockers in scoring and rebounding during both his junior and senior seasons...Was a two-time team captain and Rhodes Scholar candidate in his final year.



2009-10 STATISTICS

PLAYER	GP-GS	MIN	AVG	TOTAL		3-POINTERS		FT-FTA	PCT	REBOUNDS				PF-FO	A	TO	BLK	STL	PTS-AVG
				FG-FGA	PCT	FG-FGA	PCT			OFF	DEF	TOT	AVG						
SAIN, Josh	20-17	533	26.7	92-249	.369	42-114	.368	48-74	.649	33	46	79	4.0	32-0	33	58	3	26	274-13.7
Conference-Only	9-8	251	27.9	37-104	.356	14-48	.292	18-34	.529	16	22	38	4.2	13-0	14	24	3	8	106-11.8
COVINGTON, Robert	32-28	873	27.3	134-313	.428	37-96	.385	63-79	.797	75	133	208	6.5	89-3	37	71	35	34	368-11.5
Conference-Only	18-17	514	28.6	89-197	.452	25-57	.439	45-54	.833	53	74	127	7.1	54-1	17	43	14	19	248-13.8
NOBLES, Jacquan	32-15	776	24.3	126-284	.444	68-155	.439	38-44	.864	21	39	60	1.9	67-1	25	44	1	30	358-11.2
Conference-Only	18-11	487	27.1	80-177	.452	44-101	.436	23-27	.852	11	27	38	2.1	43-1	13	22	1	18	227-12.6
PETERS, Wil	32-28	963	30.1	98-246	.398	42-97	.433	69-96	.719	23	56	79	2.5	76-1	99	59	0	33	307-9.6
Conference-Only	18-16	567	31.5	53-144	.368	26-63	.413	40-55	.727	12	37	49	2.7	43-1	62	30	0	15	172-9.6
CRUTCHER, Jeremiah	29-16	810	27.9	83-219	.379	39-124	.315	36-45	.800	11	50	61	2.1	38-0	111	78	0	27	241-8.3
Conference-Only	15-8	448	29.9	45-129	.349	24-78	.308	31-38	.816	3	32	35	2.3	22-0	63	38	0	15	145-9.7
COX, Darius	19-10	405	21.3	60-144	.417	6-24	.250	17-25	.680	41	59	100	5.3	50-1	22	32	11	15	143-7.5
Conference-Only	9-5	219	24.3	32-70	.457	3-9	.333	12-20	.600	21	36	57	6.3	25-1	16	16	7	6	79-8.8
BUIE, Martell	28-0	333	11.9	33-83	.398	18-47	.383	27-38	.711	5	31	36	1.3	32-0	31	33	0	33	111-4.0
Conference-Only	15-0	184	12.3	21-44	.477	10-22	.455	21-28	.750	4	22	26	1.7	21-0	16	23	0	20	73-4.9
FUNDERBURKE, Lonnie	32-24	623	19.5	41-87	.471	0-0	.000	36-57	.632	45	79	124	3.9	103-7	10	39	13	15	118-3.7
Conference-Only	18-14	360	20.0	22-52	.423	0-0	.000	17-28	.607	27	47	74	4.1	58-4	9	20	9	9	61-3.4
FREDRICK, Tashan	30-12	488	16.3	34-82	.415	1-6	.167	33-50	.660	42	57	99	3.3	46-1	11	33	0	17	102-3.4
Conference-Only	17-10	314	18.5	20-50	.400	1-5	.200	27-43	.628	23	36	59	3.5	28-1	7	20	0	10	68-4.0
PEGUERO, Erick	20-2	192	9.6	21-61	.344	0-14	.000	15-30	.500	10	23	33	1.7	25-1	9	22	4	9	57-2.9
Conference-Only	9-0	109	12.1	10-26	.385	0-7	.000	10-18	.556	7	14	21	2.3	15-1	6	14	1	6	30-3.3
NASH, Hamilton	21-8	270	12.9	14-37	.378	0-0	.000	4-6	.667	13	25	38	1.8	36-0	4	12	8	5	32-1.5
Conference-Only	9-1	103	11.4	5-10	.500	0-0	.000	0-0	.000	8	7	15	1.7	12-0	1	3	4	3	10-1.1
HOLLEY, Greg	13-0	69	5.3	5-24	.208	5-16	.313	0-1	.000	0	6	6	0.5	1-0	3	7	0	5	15-1.2
Conference-Only	11-0	61	5.5	5-22	.227	5-15	.333	0-1	.000	0	5	5	0.5	1-0	3	6	0	5	15-1.4
COWAN, Marcus	26-0	190	7.3	9-15	.600	0-0	.000	10-17	.588	11	25	36	1.4	36-1	2	8	1	6	28-1.1
Conference-Only	14-0	108	7.7	5-10	.500	0-0	.000	4-7	.571	6	16	22	1.6	18-0	1	6	1	2	14-1.0
Total	32			750-1844	.407	258-693	.372	396-562	.705	392	671	1063	33.2	631-16	397	511	76	255	2154-67.3
Conference-Only	18			424-1035	.410	152-405	.375	248-353	.703	219	401	620	34.4	353-10	228	273	40	136	1248-69.3
Opponents	32			828-1715	.483	196-546	.359	522-751	.695	352	793	1145	35.8	533-17	471	517	109	253	2374-74.2
Conference-Only	18			457-997	.458	105-316	.332	296-419	.706	211	453	664	36.9	321-14	250	274	51	139	1315-73.1

Attendance

TSU	Opponents
Total 12,739	77,656
Home Games/Avg. 11/1,158	19/4,065
Neutral Sites/Avg. -	2/210

Scoring By Period

	1st	2nd	OT	Total
Tennessee State	957	1133	64	2154
Opponents	1076	1239	59	2374

Deadball Rebounds

	Off.	Def.	Total
Tennessee State	67	8	75
Opponents	85	8	93

2009-10 RESULTS (9-23, 6-12 OVC – Home: 5-6, Away: 3-16, Neutral: 1-1)

NOVEMBER

3	TREVECCA NAZARENE (exh.)	W, 91-62
13	SIENA	L, 85-63
20	at Northern Illinois	L, 85-57
22	at Northwestern ¹	L, 69-62
24	at Iowa State ¹	L, 84-53
27	vs. Kennesaw State ²	W, 73-67
28	vs. Liberty ²	L, 63-60
30	at Belmont	L, 69-60

DECEMBER

3	EASTERN ILLINOIS*	L, 83-81 (3OT)
5	SOUTHEAST MISSOURI*	L, 74-66
8	at Detroit	W, 70-69
15	ALABAMA A&M	W, 80-77
19	at Vanderbilt	L, 84-71
30	at Alabama	L, 77-65

JANUARY

2	at Eastern Kentucky*	L, 79-71
4	at Morehead State*	L, 72-66
7	MURRAY STATE*	L, 80-59
9	UT MARTIN*	W, 73-59
12	at Iowa	L, 67-62
16	at Austin Peay*	L, 79-77
21	at Jacksonville State*	L, 85-67

23	at Tennessee Tech*	L, 61-56
28	MOREHEAD STATE*	L, 65-50
31	EASTERN KENTUCKY*	L, 75-58

FEBRUARY

4	at Murray State*	L, 76-54
6	at UT Martin*	W, 74-68
13	AUSTIN PEAY*	W, 76-67
15	TENNESSEE TECH* W, 109-102 (2OT)	
17	JACKSONVILLE STATE*	W, 76-57
20	at Central Michigan ³	L, 79-73
25	at Southeast Missouri*	W, 74-67
27	at Eastern Illinois*	L, 66-61

MARCH

2	at Murray State ⁴	L, 84-51
---	------------------------------	----------

¹ Chicago Invitational (campus sites)

² Chicago Invitational (Chicago, Ill.)

³ ESPN BracketBusters

⁴ OVC Tournament First Round (campus sites)

* Ohio Valley Conference Game

Home Games in Bold



Robert Covington
Sophomore • Forward
OVC All-Newcomer Team Selection



TENNESSEE TECH GOLDEN EAGLES

2010-11 SCHEDULE

NOVEMBER

4	CARSON-NEWMAN (exh.)	7:30 p.m.
12	at North Carolina State	6:00 p.m.
20	at East Tennessee State	3:00 p.m.
23	APPALACHIAN STATE	7:00 p.m.
28	at Michigan State (Big Ten Network)	12:00 p.m.

DECEMBER

1	SIU EDWARDSVILLE	6:00 p.m.
4	at Jacksonville State*	7:45 p.m.
8	HIGH POINT	7:00 p.m.
11	LIPSCOMB	7:00 p.m.
19	EASTERN ILLINOIS* (OVC GOTW)	4:00 p.m.
21	SOUTHEAST MISSOURI*	7:30 p.m.
30	CROWLEY'S RIDGE COLLEGE	7:00 p.m.

JANUARY

2	BLUEFIELD COLLEGE	4:00 p.m.
6	at Morehead State*	6:45 p.m.
8	at Eastern Kentucky*	6:00 p.m.
13	UT MARTIN*	7:30 p.m.
15	MURRAY STATE*	7:30 p.m.
20	at Austin Peay*	7:30 p.m.
22	at Tennessee State*	7:30 p.m.
27	at Eastern Illinois*	7:30 p.m.
29	at Southeast Missouri*	6:00 p.m.

FEBRUARY

3	EASTERN KENTUCKY*	7:30 p.m.
5	MOREHEAD STATE*	7:30 p.m.
7	AUSTIN PEAY*	7:00 p.m.
10	at Murray State*	7:30 p.m.
12	at UT Martin*	6:00 p.m.
14	TENNESSEE STATE*	7:00 p.m.
19	ESPN BRACKETBUSTERS ¹	7:30 p.m.
22	at SIU Edwardsville	8:00 p.m.
26	JACKSONVILLE STATE*	7:30 p.m.

MARCH

2-5	OVC Tournament ²	TBD
-----	-----------------------------	-----

¹ ESPN BracketBusters

² OVC Tournament (Municipal Auditorium - Nashville, Tenn.)

* Ohio Valley Conference Game

Home Games in Bold

All Times Central and Subject to Change

TEAM NOTES

• Mike Sutton enters the 2010-11 season with 129 victories in eight years at Tennessee Tech. Those 129 victories rank him 12th all-time in OVC history. He needs just 12 victories this season to reach the OVC's all-time Top 10. Among active OVC coaches Sutton is second in wins (trailing only Austin Peay's Dave Loos).

• In August the TTU men's basketball team took a one-week foreign goodwill tour of the Dominican Republic. The trip was sponsored by G.O. Ministries, a Christian, non-profit organization. The team not only got to see time on the court, but to do work with Dominican residents.

• For the third consecutive year, head coach Mike Sutton will serve as a voting member on the NCAA Division I Regional Advisory Committee. The voting members input helps the NCAA Men's Basketball Selection Committee select the NCAA Tournament field each season.

Basic Information

Location: Cookeville, Tenn.
Enrollment: 10,850
Founded: 1915
Nickname: Golden Eagles
Colors: Purple and Gold
President: Dr. Robert Bell
Athletic Director: Mark Wilson
Arena (Capacity): Eblen Center (9,280)

Media Relations

Contact: Kate Nicewicz
Office Phone: (931) 372-3293
Cell Phone: (315) 404-6695
Fax: (931) 372-3114
Email: knicewicz@tntech.edu
Web site: www.TTUSports.com
Press Row Phone: (931) 372-6077

Team Information

Players Returning/Lost 9/2
Starters Returning/Lost 2/2
2009-10 Record/OVC (Finish): 15-17/8-10 (6th)
Postseason: OVC Tournament Semifinals
All-Time Record: 982-963 (.505)
All-Time OVC Record: 407-449 (.475)
Joined OVC: 1948

OVC Regular Season Titles (7)

1956, 1958, 1963, 1985, 2001, 2002, 2005

OVC Tournament Titles (1)

1967

NCAA Tournament Appearances (1)

1958, 1963

2010-11 ROSTER

No.	Name	Pos.	Ht.	Wt.	Yr.	Hometown (Last School)
2	Zac Swansey	G	6-1	180	R-Jr.	Dunwoody, Ga. (University of Georgia)
3	Charles Newton	G	6-3	175	So.	Lexington, Ky. (Lexington Catholic)
4	Liam McMorrow	C	7-0	265	R-Jr.	Toronto, Ontario (Marquette University)
5	Javon McKay	G	6-5	195	Fr.	Atlanta, Ga. (Dunwoody)
11	Terrell Barnes	F	6-8	225	So.	Riverdale, Ga. (Riverdale)
12	Mitchell Hill	G	6-1	185	Fr.	Cookeville, Tenn. (Cookeville)
15	Riley Hunley	G	6-3	185	Jr.	Knoxville, Tenn. (Farragut)
21	Matt Marseille	F	6-6	205	So.	Brooklyn, N.Y. (Dacula)
23	Dennis Ogbe	F	6-7	200	Fr.	Munich, Germany (Franken Hexer)
23	Byron Pickens	F	6-7	195	Sr.	Chicago, Ill. (Senn)
24	Chase Dunn	G	5-10	175	R-Fr.	Livingston, Tenn. (Livingston Academy)
25	Jud Dillard	F	6-4	180	So.	Riverdale, Ga. (Riverdale)
32	Bassey Inameti	F	6-8	215	Jr.	Suwanee, Ga. (Peachtree Ridge)
34	Alfred Jones	F	6-7	205	Sr.	Springfield, Ill. (Lanphier)
42	Zach Bailey	G	6-1	175	Jr.	Ft. Lauderdale, Fla. (Chaminade-Madonna)
55	Kevin Murphy	F	6-6	185	Jr.	Fairburn, Ga. (Creekside)

COACHING STAFF

Head Coach Mike Sutton

Alma Mater: East Carolina, 1978

Hometown: Farmville, N.C.

Family: Wife - Karen

..... Children - Kelly, Scott

Career Record: 129-117 (8 yrs.)

School Record: same

OVC Record: 80-64

OVC Tournament Appearances: 8

NCAA Tournament Appearances: 0

Assistant Coaches

Steve Payne 9th season (Union College, 1990)

Russ Willemssen 6th season (Lee University, 2006)

DeAntoine Beasley 1st season (Tennessee Tech, 2002)

Scott Taylor (Program Mgr.) 3rd season (Kentucky, 1999)



Career Head Coaching Record

Year	School	Overall	Conf.	Year	School	Overall	Conf.
2002-03	Tennessee Tech	20-12	11-5	2006-07	Tennessee Tech	19-13	13-7
2003-04	Tennessee Tech	13-15	7-9	2007-08	Tennessee Tech	13-19	10-10
2004-05	Tennessee Tech	18-11	12-4	2008-09	Tennessee Tech	12-18	6-12
2005-06	Tennessee Tech	19-12	13-7	2009-10	Tennessee Tech	15-17	8-10

Coach Sutton Facts

Sutton is entering his ninth year as head coach at Tennessee Tech after a long and successful career as an assistant coach... On the college level, Sutton served as an assistant coach at Lees-McRae (1978-79), VCU (1980-81), Tulsa (1994-95), Georgia (1995-97) and Kentucky (1997-02)... He spent many of those seasons working with Tubby Smith, including winning a national championship in 1998... Sutton has bravely fought Guillain-Barre' Syndrome which he was diagnosed with in April 2005... The disease left him paralyzed and clinging to life, but he has found his way back to the sidelines to lead the program... Sutton was the recipient of the 2006 United States Basketball Writers Association (USBWA) Most Courageous Award.

2009-10 STATISTICS

PLAYER	GP-GS	MIN	AVG	TOTAL		3-POINTERS		FT-FTA	PCT	REBOUNDS				PF-FO	A	TO	BLK	STL	PTS-AVG
				FG-FGA	PCT	FG-FGA	PCT			OFF	DEF	TOT	AVG						
MURPHY, Kevin	32-31	1003	31.3	170-385	.442	37-121	.306	114-151	.755	37	88	125	3.9	75-1	66	90	4	23	491-15.3
Conference-Only	18-18	580	32.2	95-203	.468	24-68	.353	71-92	.772	21	50	71	3.9	48-1	38	47	2	12	285-15.8
DAVIS, Frank	32-31	1011	31.6	132-293	.451	88-198	.444	76-94	.809	19	52	71	2.2	58-0	64	58	1	34	428-13.4
Conference-Only	18-17	596	33.1	79-171	.462	56-123	.455	45-53	.849	8	26	34	1.9	38-0	34	30	0	16	259-14.4
MUHAMMAD, Elijah	32-31	1027	32.1	125-297	.421	44-107	.411	88-105	.838	22	106	128	4.0	64-1	143	100	1	44	382-11.9
Conference-Only	18-18	602	33.4	74-171	.433	25-63	.397	67-79	.848	14	51	65	3.6	36-1	81	51	1	28	240-13.3
JONES, Alfred	32-32	765	23.9	120-180	.667	1-7	.143	52-76	.684	65	99	164	5.1	101-6	25	38	17	21	293-9.2
Conference-Only	18-18	425	23.6	58-87	.667	1-3	.333	42-56	.750	36	56	92	5.1	61-4	11	20	7	9	159-8.8
DILLARD, Jud	32-2	644	20.1	115-206	.558	2-9	.222	49-89	.551	55	85	140	4.4	41-0	17	44	4	18	281-8.8
Conference-Only	18-2	383	21.3	65-116	.560	0-4	.000	32-57	.561	29	59	88	4.9	26-0	8	24	2	8	162-9.0
BAILEY, Zach	28-1	455	16.3	37-97	.381	9-25	.360	60-71	.845	12	50	62	2.2	58-2	27	38	1	21	143-5.1
Conference-Only	15-0	231	15.4	17-45	.378	5-13	.385	27-32	.844	5	26	31	2.1	27-1	16	20	0	7	66-4.4
INAMETI, Bassey	31-13	530	17.1	56-107	.523	0-0	.000	20-36	.556	26	63	89	2.9	114-10	21	42	23	0	132-4.3
Conference-Only	18-6	316	17.6	32-65	.492	0-0	.000	12-22	.545	18	37	55	3.1	67-7	12	28	13	0	76-4.2
BARNES, Terrell	28-17	555	19.8	49-126	.389	0-0	.000	19-59	.322	54	66	120	4.3	76-2	28	31	11	18	117-4.2
Conference-Only	14-10	272	19.4	27-57	.474	0-0	.000	11-31	.355	25	30	55	3.9	37-1	14	14	3	12	65-4.6
PICKENS, Byron	32-1	418	13.1	31-81	.383	0-1	.000	15-31	.484	26	36	62	1.9	84-2	14	25	13	16	77-2.4
Conference-Only	18-1	234	13.0	13-41	.317	0-1	.000	5-17	.294	12	21	33	1.8	47-2	4	14	12	9	31-1.7
NEWTON, Charles	23-0	82	3.6	5-13	.385	5-12	.417	2-3	.667	0	6	6	0.3	17-0	2	6	0	3	17-0.7
Conference-Only	14-0	39	2.8	1-4	.250	1-3	.333	0-1	.000	0	5	5	0.4	10-0	1	5	0	2	3-0.2
HUNLEY, Riley	22-1	86	3.9	5-16	.313	0-6	.000	4-5	.800	7	10	17	0.8	8-0	16	6	0	3	14-0.6
Conference-Only	11-0	22	2.0	1-5	.200	0-3	.000	1-2	.500	1	0	1	0.1	3-0	4	3	0	0	3-0.3
Total	32			845-1801	.469	186-486	.383	499-720	.693	382	722	1104	34.5	696-24	423	481	75	201	2375-74.2
Conference-Only	18			462-965	.479	112-281	.399	313-442	.708	195	402	597	33.2	400-17	223	256	40	103	1349-74.9
Opponents	32			832-1797	.463	227-608	.373	583-849	.687	405	702	1107	34.6	624-23	461	446	109	237	2474-77.3
Conference-Only	18			465-1017	.457	127-351	.362	344-495	.695	245	386	631	35.1	364-15	246	232	50	131	1401-77.8

Attendance

	TTU	Opponents
Total	22,368	77,330
Home Games/Avg.	141/1,598	17/4,379
Neutral Sites/Avg.	-	1/2,879

Scoring By Period

	1st	2nd	OT	Total
Tennessee Tech	1060	1243	72	2375
Opponents	1073	1317	84	2474

Deadball Rebounds

	Off.	Def.	Total
Tennessee Tech	76	11	87
Opponents	93	17	110

2009-10 RESULTS (15-17, 8-10 OVC – Home: 9-5, Away: 6-11, Neutral: 0-1)

NOVEMBER

5	BLUEFIELD (exhibition)	W, 85-78
13	at #18 Minnesota	L, 87-50
16	at Central Arkansas ¹	W, 71-67
19	at Lipscomb	W, 92-89
20	at Memphis ¹	L, 92-59
23	OAKLAND ¹	L, 77-56
25	at Southern Utah	W, 72-65
27	at #1 Kansas ¹	L, 112-75

DECEMBER

1	EVANSVILLE	L, 91-90 (2OT)
5	at Jacksonville State*	L, 83-72
12	BALL STATE	W, 86-81 (OT)
19	BRYAN COLLEGE	W, 97-44
30	UNION COLLEGE	W, 95-46

JANUARY

2	at Southeast Missouri*	W, 82-73
4	at Eastern Illinois*	L, 97-93 (OT)
7	MOREHEAD STATE*	L, 77-64
9	EASTERN KENTUCKY*	L, 78-73
14	at UT Martin*	W, 76-63
16	at Murray State*	L, 88-66
21	AUSTIN PEAY*	W, 94-90
23	TENNESSEE STATE*	W, 61-56

28	EASTERN ILLINOIS*	W, 75-65
30	SOUTHEAST MISSOURI*	W, 82-68

FEBRUARY

4	at Eastern Kentucky*	L, 76-58
6	at Morehead State*	L, 84-75
11	MURRAY STATE*	L, 94-62
13	UT MARTIN*	W, 70-61
15	at Tennessee State*	L, 109-102 (2OT)
18	at Austin Peay*	L, 77-72 (OT)
20	at Appalachian State ²	L, 81-68
27	JACKSONVILLE STATE*	W, 72-62

MARCH

2	at Austin Peay ³	W, 68-65
5	vs. Morehead State ⁴	L, 76-47

¹ Hall of Fame Showcase (campus sites)

² ESPN BracketBusters

³ OVC Tournament First Round (campus sites)

⁴ OVC Tournament Semis/Finals (Nashville, Tenn.)

* Ohio Valley Conference Game

Home Games in Bold



Kevin Murphy
 Junior • Forward
 15.3 ppg, 3.9 rpb in 2009-10



UT MARTIN SKYHAWKS

2010-11 SCHEDULE

NOVEMBER

8	BETHEL (exhibition)	7:30 p.m.
12	MacMURRAY COLLEGE	5:00 p.m.
15	CENTENARY	7:00 p.m.
18	at LSU	7:00 p.m.
20	at Northwestern State	2:00 p.m.
23	at Memphis	TBA
27	LIPSCOMB	4:00 p.m.

DECEMBER

2	at Morehead State*	6:45 p.m.
4	at Eastern Kentucky*	6:00 p.m.
8	at Central Arkansas	7:00 p.m.
11	at IPFW	12:00 p.m.
19	WILLIAM WOODS COLLEGE	4:00 p.m.
21	MURRAY STATE*	7:00 p.m.
27	at Ohio State (Big Ten Network)	4:00 p.m.
29	at Tennessee (CSS)	6:00 p.m.

JANUARY

3	at Southeast Missouri* (OVC GOTW)	7:00 p.m.
8	TENNESSEE STATE*	6:00 p.m.
10	AUSTIN PEAY*	7:00 p.m.
13	at Tennessee Tech*	7:30 p.m.
15	at Jacksonville State*	4:30 p.m.
20	SOUTHEAST MISSOURI*	7:00 p.m.
22	EASTERN ILLINOIS*	6:00 p.m.
24	at SIU Edwardsville	7:00 p.m.
29	at Murray State*	7:30 p.m.

FEBRUARY

3	at Austin Peay*	7:30 p.m.
5	at Tennessee State*	7:30 p.m.
10	JACKSONVILLE STATE*	7:30 p.m.
12	TENNESSEE TECH*	6:00 p.m.
15	at Eastern Illinois*	7:00 p.m.
19	ESPN BRACKETBUSTERS ¹	TBA
24	EASTERN KENTUCKY*	5:30 p.m.
26	MOREHEAD STATE*	6:00 p.m.

MARCH

2-5	OVC Tournament ²	TBD
-----	-----------------------------	-----

¹ ESPN BracketBusters

² OVC Tournament (Municipal Auditorium - Nashville, Tenn.)

* Ohio Valley Conference Game

Home Games in Bold

All Times Central and Subject to Change

TEAM NOTES

• At the beginning of last season, Skyhawk head coach Jason James was the nation's second-youngest Division I head coach. With one change in the coaching staff this offseason, the whole staff is believed to be the youngest four-man staff in Division-I heading into 2010-11. James (32), assistant coaches Cornelius Jackson (32), Dylan Dudley (28) and Antwan Holloway (25) have a combined age of 117 heading into the season.

• Amongst UT Martin's eight newcomers this season are six true freshmen. The Skyhawks have had six or more freshmen on their roster just five times in the Ohio Valley Conference/Division-I era (1992-present), and this year marks just the second time in the last 13 years that the Skyhawks will enter the season with six or more freshmen on the roster.

• After a 2009-10 breakout season, senior forward Benzor Simmons enters the season just 265 points shy of becoming the 15th player in UT Martin's 59-year basketball history to eclipse the 1,000 point mark. Simmons – who led the Ohio Valley Conference in scoring for most of the first two months of last season – would need to average 8.6 points per contest to reach 1,000 points in his career.

Basic Information

Location: Martin, Tenn.
Enrollment: 8,100
Founded: 1900 (1951, Senior College)
Nickname: Skyhawks
Colors: Navy Blue and Orange
Chancellor: Dr. Thomas Rakes
Athletic Director: Phil Dane
Arena: Elam Center/Skyhawk Arena (5,000)

Media Relations

Men's Basketball Contact: Ryne Rickman
Office Phone: (731) 881-7632
Cell Phone: (270) 703-2601
Fax: (731) 881-7624
Email: rrickman@utm.edu
Web site: www.UTMSports.com
Press Row Phone: (731) 881-7694

Team Information

Players Returning/Lost 5/8
Starters Returning/Lost 3/2
2009-10 Record/OVC (Finish): 4-25/1-17 (10th)
Postseason: none

All-Time Record: 659-820 (.446)
All-Time OVC Record: 127-203 (.385)
Joined OVC: 1992

OVC Regular Season Titles (1)

2009

OVC Tournament Titles

none

NCAA Tournament Appearances

none

2010-11 ROSTER

No.	Name	Pos.	Ht.	Wt.	Yr.	Hometown (Last School)
0	Chris Richardson	G	6-0	190	Fr.	Birmingham, Ala. (Minor)
1	Benzor Simmons	F	6-5	215	Sr.	Miami, Fla. (Carol City)
3	Terence Smith	G	6-3	175	Fr.	Russellville, Ala. (Russellville)
10	Mike Liabo	G	6-6	195	Fr.	Naples, Fla. (Brehm Preparatory)
11	Omari Minor	G	6-0	175	Fr.	Troy, Va. (Hargrave Military)
12	Troy King	F	6-6	215	Fr.	Gaithersburg, Md. (Hargrave Military)
15	Reuben Clayton	G	6-3	180	Sr.	Memphis, Tenn. (Northern Oklahoma)
21	Trey Edwards	G	6-0	180	So.	Memphis, Tenn. (Arlington)
22	Ron Spencer	C	6-9	215	So.	Sicklerville, NJ (Nia Preparatory)
24	Daron Hood	F	6-7	225	Sr.	Bigelow, Ark. (Bigelow)
25	Andres Irrarrazabal	F	6-7	235	Sr.	Fort Lauderdale, Fla. (Sagemont)
31	Dane Smith	G	6-3	185	Jr.	Toronto, Ontario (Kilgore College)
32	Mopo Pierre	F	6-7	245	Fr.	Pearl, Miss. (Piney Woods)

COACHING STAFF

Head Coach Jason James

Alma Mater: Graceland, 2000
Hometown: St. Louis, Mo.

Career Record: 4-25 (1 yr.)
School Record: same
OVC Record: 1-17
OVC Tournament Appearances: 0
NCAA Tournament Appearances: 0

Assistant Coaches

Cornelius Jackson 2nd season (Marshall, 2001)
Dylan Dudley 2nd season (Illinois College, 2005)
Antwan Holloway 1st season (West Georgia, 2007)



Career Head Coaching Record

Year	School	Overall	Conf.
2009-10	UT Martin	4-25	1-17

Coach James Facts

Was named head coach at UT Martin on June 5, 2009...Is the eighth head coach the program has had since becoming a senior college in 1951...Spent the previous seven years with the Skyhawks program as an assistant coach under Bret Campbell...Prior to coming to UTM, was an assistant coach at Forest Park Community College in St. Louis for two seasons...That team finished second in the region during his first season at Forest Park...Served as the captain of his alma mater's team at Graceland University in Lamoni, Iowa...Was his team's Freshman Basketball Player of the Year in 1996-97 and team's MVP in 1999-00.

2009-10 STATISTICS

PLAYER	GP-GS	MIN	AVG	TOTAL		3-POINTERS		FT-FTA	PCT	REBOUNDS			AVG	PF-FO	A	TO	BLK	STL	PTS-AVG
				FG-FGA	PCT	FG-FGA	PCT			OFF	DEF	TOT							
WEDDLE, Marquis	19-9	567	29.8	103-265	.389	48-137	.350	45-52	.865	9	56	65	3.4	28-0	25	44	0	22	299-15.7
Conference-Only	15-8	455	30.3	78-209	.373	38-114	.333	36-42	.857	6	46	52	3.5	23-0	19	36	0	19	230-15.3
SIMMONS, Benzor	29-24	783	27.0	129-309	.417	27-91	.297	109-135	.807	44	108	152	5.2	75-2	17	62	7	22	394-13.6
Conference-Only	18-13	483	26.8	72-181	.398	15-47	.319	54-66	.818	27	56	83	4.6	37-0	11	33	5	13	213-11.8
CLAYTON, Reuben	27-15	816	30.2	115-345	.333	36-131	.275	50-81	.617	30	65	95	3.5	72-2	54	77	14	33	316-11.7
Conference-Only	17-9	497	29.2	58-184	.315	18-71	.254	35-53	.660	17	29	46	2.7	49-2	40	42	9	21	169-9.9
LANE, Delrico	9-9	283	31.4	31-64	.484	15-34	.441	18-31	.581	11	33	44	4.9	26-0	29	29	1	24	95-10.6
Conference-Only	2-2	67	33.5	9-19	.474	5-10	.500	9-12	.750	2	8	10	5.0	5-0	11	7	0	8	32-16.0
BROWN, MJ	29-17	749	25.8	61-185	.330	9-31	.290	48-71	.676	18	79	97	3.3	44-0	66	60	1	38	179-6.2
Conference-Only	18-9	438	24.3	35-107	.327	5-13	.385	31-41	.756	10	38	48	2.7	28-0	38	34	1	19	106-5.9
SPENCER, Ron	18-12	353	19.6	36-69	.522	0-0	.000	24-52	.462	41	56	97	5.4	57-5	3	22	20	3	96-5.3
Conference-Only	16-11	313	19.6	34-62	.548	0-0	.000	23-47	.489	38	45	83	5.2	49-4	3	20	19	3	91-5.7
JONES, Zach	24-6	427	17.8	34-100	.340	1-3	.333	50-80	.625	23	55	78	3.3	70-3	17	41	14	11	119-5.0
Conference-Only	16-5	308	19.3	25-68	.368	1-1	1.000	37-61	.607	13	38	51	3.2	44-2	10	27	11	10	88-5.5
COLEMAN, Terrance	29-14	499	17.2	44-130	.338	10-36	.278	33-53	.623	48	37	85	2.9	42-0	21	31	4	12	131-4.5
Conference-Only	18-10	329	18.3	28-87	.322	7-25	.280	20-31	.645	32	27	59	3.3	24-0	16	19	3	6	83-4.6
IRARRAZABAL, Andres	29-11	444	15.3	38-82	.463	0-0	.000	27-37	.730	43	45	88	3.0	41-0	15	20	14	16	103-3.6
Conference-Only	18-7	246	13.7	24-39	.615	0-0	.000	18-23	.783	21	24	45	2.5	25-0	12	13	7	7	66-3.7
MPONDO, Dominique	22-10	278	12.6	20-52	.385	0-0	.000	12-20	.600	29	45	74	3.4	42-1	4	14	20	4	52-2.4
Conference-Only	12-4	100	8.3	4-13	.308	0-0	.000	4-9	.444	10	20	30	2.5	14-0	1	7	7	2	12-1.0
TAYLOR, Cataurius	29-15	535	18.4	23-70	.329	5-22	.227	14-28	.500	10	24	34	1.2	46-0	59	43	0	18	65-2.2
Conference-Only	18-9	310	17.2	14-37	.378	4-12	.333	9-15	.600	6	16	22	1.2	22-0	33	22	0	12	41-2.3
HOOD, Daron	13-3	66	5.1	5-7	.714	0-0	.000	1-2	.500	2	6	8	0.6	15-0	3	2	2	2	11-0.8
Conference-Only	11-3	54	4.9	4-6	.667	0-0	.000	1-2	.500	2	4	6	0.5	12-0	3	2	1	2	9-0.8
Total	29			639-1678	.381	151-485	.311	431-642	.671	381	661	1042	35.9	558-13	313	454	97	205	1860-64.1
Conference-Only	18			385-1012	.380	93-293	.317	277-402	.689	226	387	613	34.1	332-8	197	269	63	122	1140-63.3
Opponents	29			774-1649	.469	194-517	.375	473-659	.718	325	762	1087	37.5	542-4	483	411	132	210	2215-76.4
Conference-Only	18			485-1009	.481	126-326	.387	280-390	.718	203	461	664	36.9	337-1	305	244	77	123	1376-76.4

Attendance

	UTM	Opponents
Total	23,510	50,906
Home Games/Avg.	13/1,808	16/3,182
Neutral Sites/Avg.	-	0/0

Scoring By Period

	1st	2nd	OT	Total
UT Martin	825	1035	-	1860
Opponents	1046	1169	-	2215

Deadball Rebounds

	Off.	Def.	Total
UT Martin	61	24	85
Opponents	51	46	97

2009-10 RESULTS (4-25, 1-17 OVC – Home: 4-9, Away: 0-16, Neutral: 0-0)

NOVEMBER

9	RHODES COLLEGE (exh.)	W, 92-63
14	at Southern Illinois	L, 91-63
17	at Missouri	L, 83-68
20	HARRIS STOWE	W, 79-67
25	at Arkansas State	L, 80-66

DECEMBER

3	MOREHEAD STATE*	L, 74-66
5	EASTERN KENTUCKY*	L, 85-74
9	at Missouri State	L, 79-51
12	CENTRAL ARKANSAS	L, 81-71
19	at Evansville	L, 84-63
22	at Florida State	L, 95-68
30	WESTMINSTER	W, 71-59

JANUARY

4	at Murray State*	L, 83-59
7	at Austin Peay*	L, 90-72
9	at Tennessee State*	L, 73-59
14	TENNESSEE TECH*	L, 76-63
16	JACKSONVILLE STATE*	L, 73-63
21	at Southeast Missouri*	L, 77-63
23	at Eastern Illinois*	L, 60-46
25	SIU EDWARDSVILLE	W, 68-52
30	MURRAY STATE*	L, 77-45

FEBRUARY

4	AUSTIN PEAY*	L, 74-69
6	TENNESSEE STATE*	L, 74-68
9	SOUTHEAST MISSOURI*	W, 73-70
11	at Jacksonville State*	L, 80-68
13	at Tennessee Tech*	L, 70-61
16	EASTERN ILLINOIS*	L, 83-68
20	at Ball State ¹	L, 68-52
25	at Eastern Kentucky*	L, 84-60
27	at Morehead State*	L, 73-63

¹ ESPN BracketBusters

* Ohio Valley Conference Game

Home Games in Bold



Benzor Simmons
Senior • Forward
13.6 ppg, 5.2 rpg in 2009-10

2009-10 MEN'S BASKETBALL ALL-OVC TEAMS

OVC Player of the Year: Kenneth Faried, Morehead State

OVC Defensive Player of the Year: Kenneth Faried, Morehead State

OVC Freshmen of the Year: Isaiah Canaan, Murray State

OVC Coach of the Year: Billy Kennedy, Murray State

ALL-OVC FIRST TEAM

NAME, SCHOOL	POS.	HT.	WT.	CL.	HOMETOWN	KEY STATS
*Kenneth Faried, Morehead State	F/C	6-8	225	Jr.	Newark, N.J.	16.9 ppg, 13.0 rpg, 1.9 bpg, 56.4 FG%
%Wesley Channels, Austin Peay	G	6-3	210	Sr.	Memphis, Tenn.	16.9 ppg, 4.4 rpg, 2.9 apg, 71 3FGs
#Isacc Miles, Murray State	G	6-2	205	Jr.	Kansas City, Mo.	9.7 ppg, 2.9 rpg, 3.7 apg, 1.1 spg
Tyler Laser, Eastern Illinois	G	6-1	183	Jr.	Hillsdale, Mich.	13.9 ppg, 2.6 rpg, 2.2 apg, 65 3FGs
B.J. Jenkins, Murray State	G	6-0	180	Jr.	Virginia Beach, Va.	10.6 ppg, 2.6 rpg, 3.2 apg, 1.8 spg

ALL-OVC SECOND TEAM

NAME, SCHOOL	POS.	HT.	WT.	CL.	HOMETOWN	KEY STATS
Anthony Campbell, Austin Peay	F/G	6-6	195	So.	Edwardsville, Ill.	15.5 ppg, 5.3 rpg, 1.6 apg, 57 3FGs
Maze Stallworth, Morehead State	F	6-4	215	Sr.	Elizabethtown, Ky.	12.6 ppg, 5.0 rpg, 1.3 apg, 95 3FGs
%Danero Thomas, Murray State	F	6-4	190	Sr.	New Orleans, La.	10.1 ppg, 4.3 rpg, 2.5 apg, 1.7 spg
Tony Easley, Murray State	F	6-9	200	Sr.	Auburn, Ala.	10.0 ppg, 5.8 rpg, 2.6 bpg, 64.8 FG%
Josh Taylor, Eastern Kentucky	F	6-6	245	Sr.	Pittsburgh, Pa.	13.7 ppg, 4.2 rpg, 1.7 apg, 77 3FGs

ALL-NEWCOMER TEAM

NAME, SCHOOL	POS.	HT.	WT.	CL.	HOMETOWN	KEY STATS
B.J. Jenkins, Murray State	G	6-0	180	Jr.	Virginia Beach, Va.	10.6 ppg, 2.6 rpg, 3.2 apg, 1.8 spg
Isaiah Canaan, Murray State	G	6-0	175	Fr.	Biloxi, Miss.	10.4 ppg, 2.3 rpg, 1.6 apg, 54 3FGs
Robert Covington, Tennessee State	F	6-8	190	Fr.	Bellwood, Ill.	11.5 ppg, 6.5 rpg, 1.1 bpg, 1.1 spg
James Hollowell, Eastern Illinois	F	6-6	215	R-Fr.	Indianapolis, Ind.	7.2 ppg, 4.8 rpg, 1.2 bpg, 45.5 FG%
Jacquan Nobles, Tennessee State	G	6-4	190	Fr.	Greenville, N.C.	11.2 ppg, 1.9 rpg, 0.9 spg, 68 3FGs

* - All-OVC 1st Team in 2008-09

% - All-OVC 2nd Team in 2008-09

- All-Newcomer Team in 2008-09



Billy Kennedy
OVC Coach of the Year



Kenneth Faried
OVC Player & Defensive Player of the Year



Isaiah Canaan
OVC Defensive Player of the Year

2009-10 SUPERLATIVES

INDIVIDUAL GAME HIGHS

POINTS

37 - Trenton Marshall, Jacksonville State at SE Missouri (1/4/10)
35 - Benzor Simmons, UT Martin at Evansville (12/19/09)

FIELD GOALS MADE

13 - Trenton Marshall, Jacksonville State at SE Missouri (1/4/10)
12 - Benzor Simmons, UT Martin at Evansville (12/19/09)

FIELD GOAL ATTEMPTS

24 - Wesley Channels, Austin Peay at Jacksonville State (1/23/10)
24 - Trenton Marshall, Jacksonville State vs. Murray St. (2/13/10)

FIELD GOAL PERCENTAGE

1.000 (9-9) - Ivan Aska, Murray State vs. UMSL (11/14/09)
1.000 (8-8) - Willie Cruz, Eastern Ky. at Tenn. Tech (1/9/10)

3-POINTERS MADE

9 - Jeremy Bynum, Jacksonville State vs. Norfolk St. (12/15/09)
8 - Maze Stallworth, Morehead State at Boston Univ. (3/22/10)

3-POINTERS ATTEMPTED

14 - Jeremy Bynum, Jacksonville State vs. Norfolk St. (12/15/09)
14 - Trenton Marshall, Jacksonville State vs. Austin Peay (1/23/10)

FREE THROWS MADE

13 - Robert Covington, Tennessee State at SE Missouri (2/25/10)
12 - 4 Players Tied

FREE THROWS ATTEMPTED

21 - Cameron Butler, Southeast Missouri vs. Jacksonville St. (1/4/10)
17 - Kenneth Faried, Morehead State vs. Tennessee Tech (2/6/10)

FREE THROW PERCENTAGE

1.000 (13-13) - Robert Covington, Tenn. St. at SEMO (2/5/10)
1.000 - 14 Players Tied

REBOUNDS

21 - Kenneth Faried, Morehead State at Tenn. State (1/28/10)
19 - Done by Kenneth Faried Twice

ASSISTS

12 - Lucas Nutt, Southeast Missouri vs. Williams Baptist (12/12/09)
11 - Isaac Miles, Murray State vs. Tennessee State (3/2/10)

STEALS

6 - DeWayne Wright, Eastern Illinois vs. Franklin (12/22/09)
6 - Done 2 Other Times

BLOCKED SHOTS

7 - Tony Easley, Murray State at UT Martin (1/30/10)
7 - Tony Easley, Murray State vs. Southeast Missouri (2/16/10)

TURNOVERS

8 - Demonte Harper, Morehead State vs. South Dakota (12/28/09)
7 - 16 Players Tied

TEAM GAME HIGHS

POINTS

116 - Southeast Missouri vs. Williams Baptist (12/12/09)
109 - Tennessee State vs. Tennessee Tech (2/15/10)

FIELD GOALS MADE

44 - Southeast Missouri vs. Williams Baptist (12/12/09)
43 - Murray State vs. Tennessee Wesleyan (11/28/09)

FIELD GOAL ATTEMPTS

79 - Southeast Missouri vs. Williams Baptist (12/12/09)
74 - Done 3 Times

FIELD GOAL PERCENTAGE

.643 (27-42) - Eastern Kentucky at UT Martin (12/5/09)
.642 (34-53) - Austin Peay vs. Freed-Hardeman (11/30/09)

3-POINTERS MADE

17 - Eastern Kentucky vs. W.V. Wesleyan (11/14/09)
16 - Done 2 Times

3-POINTERS ATTEMPTED

41 - Eastern Kentucky at Chattanooga (12/30/09)
36 - Eastern Kentucky vs. Chicago State (11/24/09)

FREE THROWS MADE

37 - Tennessee State vs. Tennessee Tech (2/15/10)
30 - Tennessee Tech at Tennessee State (2/15/10)

FREE THROWS ATTEMPTED

50 - Tennessee State vs. Tennessee Tech (2/15/10)
45 - Done 2 Times

FREE THROW PERCENTAGE

1.000 (11-11) - Murray State vs. Tennessee State (3/2/10)
.955 (21-22) - Eastern Illinois vs. Morehead State (2/11/10)

REBOUNDS

53 - Murray State vs. James Madison (11/20/09)
51 - Tennessee Tech vs. Bryan College (12/19/09)

ASSISTS

29 - Southeast Missouri vs. Williams Baptist (12/12/09)
28 - Done 3 Times

STEALS

25 - Murray State vs. Tennessee Wesleyan (11/28/09)
18 - Done 2 Times

BLOCKED SHOTS

12 - Murray State at UT Martin (1/30/10)
10 - Done 2 Times

TURNOVERS

27 - Tennessee Tech at Minnesota (11/13/09)
27 - Southeast Missouri at Morehead State (1/14/10)

OVC IN NCAA STAT LEADERS

INDIVIDUALS

POINTS/GAME

78. Trenton Marshall, JSU 17.7

FIELD GOAL PERCENTAGE

17. Kenneth Faried, MOR 56.4%

3-POINTERS MADE/GAME

43. Frank Davis, TTU 2.8

47. Maze Stallworth, MOR 2.7

3-POINT PERCENTAGE

4. Frank Davis, TTU 44.4%

26. Maze Stallworth, MOR 40.8%

FREE THROW PERCENTAGE

20. Jeremy Granger, EIU 87.5%

65. Tyler Laser, EIU 84.0%

73. Elijah Muhammad, TTU 83.8%

REBOUNDS/GAME

2. Kenneth Faried, MOR 13.0

ASSISTS/GAME

61. Brandon Shingles, MOR 4.8

BLOCKED SHOTS/GAME

17. Tony Easley, MUR 2.6

58. Kenneth Faried, MOR 1.9

74. Amadou Mbodji, JSU 1.8

STEALS/GAME

89. B.J. Jenkins, MUR 1.8

ASSIST-TO-TURNOVER RATIO

43. Caleb Brown, APSU 2.26

51. Jeremy Granger, EIU 2.19

70. Brandon Shingles, MOR 2.05

DOUBLE-DOUBLES

2. Kenneth Faried, MOR 25

TEAMS

SCORING OFFENSE

31. Murray State 76.5

60. Tennessee Tech 74.2

SCORING DEFENSE

21. Murray State 60.4

50. Morehead State 63.3

SCORING MARGIN

3. Murray State +16.1

41. Morehead State +8.3

FIELD GOAL PERCENTAGE

3. Murray State 49.9%

27. Eastern Kentucky 47.3%

35. Tennessee Tech 46.9%

48. Eastern Illinois 46.2%

69. Austin Peay 45.5%

FIELD GOAL PERCENTAGE DEFENSE

10. Murray State 38.7%

47. Eastern Illinois 40.4%

3-POINT FIELD GOALS PER GAME

2. Eastern Kentucky 9.9

28. Tennessee State 8.1

61. Morehead State 7.4

3-POINT PERCENTAGE

11. Eastern Kentucky 39.7%

28. Morehead State 38.4%

29. Tennessee Tech 38.3%

37. Murray State 37.7%

50. Tennessee State 37.2%

72. Austin Peay 36.6%

75. Jacksonville State 36.4%

FREE THROW PERCENTAGE

41. Jacksonville State 73.2%

65. Eastern Kentucky 72.2%

71. Eastern Illinois 72.1%

REBOUND MARGIN

6. Morehead State +7.8

13. Murray State +6.3

ASSISTS/GAME

24. Eastern Kentucky 15.6

28. Murray State 15.4

37. Jacksonville State 15.2

41. Eastern Illinois 15.0

66. Morehead State 14.3

ASSIST-TO-TURNOVER RATIO

3. Eastern Kentucky 1.61

69. Eastern Illinois 1.11

73. Jacksonville State 1.10

BLOCKED SHOTS/GAME

19. Murray State 5.4

41. Jacksonville State 4.7

STEALS/GAME

5. Murray State 9.6

12. Morehead State 9.0

46. Tennessee State 7.9

TURNOVERS/GAME

3. Eastern Kentucky 9.7

TURNOVER MARGIN

11. Eastern Kentucky +4.0

46. Murray State +2.1

PERSONAL FOULS/GAME

43. Eastern Kentucky 16.5

52. Eastern Illinois 16.7

2009-10 PLAYERS OF THE WEEK

PLAYER

Nov. 16 Ivan Aska, Murray State
Nov. 23 Kenneth Faried, Morehead State
Nov. 30 Justin Stommes, Eastern Kentucky
Dec. 7 Nick Murphy, Jacksonville State
Dec. 14 Wesley Channels, APSU/Nick Murphy, JSU
Dec. 21 Jeremy Bynum, JSU/Benzor Simmons, UTM
Dec. 28 Wesley Channels, AP/Marquis Weddle, UTM
Jan. 4 Kenneth Faried, MOR/Frank Davis, TTU

NEWCOMER

Nov. 16 B.J. Jenkins, Murray State
Nov. 23 Trenton Marshall, Jacksonville State
Nov. 30 Josh Sain, Tennessee State
Dec. 7 Trenton Marshall, Jacksonville State
Dec. 14 Josh Sain, Tennessee State
Dec. 21 Trenton Marshall, Jacksonville State
Dec. 28 B.J. Jenkins, Murray State
Jan. 4 Josh Sain, Tennessee State

FRESHMAN

Nov. 16 Robert Covington, Tennessee State
Nov. 23 Derek Thompson, Southeast Missouri
Nov. 30 Isaiah Canaan, Murray State
Dec. 7 Derek Thompson, Southeast Missouri
Dec. 14 Jud Dillard, Tennessee Tech
Dec. 21 Isaiah Canaan, Murray State
Dec. 28 Marland Smith, Southeast Missouri
Jan. 4 Isaiah Canaan, Murray State

Jan. 11 Trenton Marshall, Jacksonville State
Jan. 18 Kenneth Faried, Morehead State
Jan. 25 Kenneth Faried, Morehead State
Feb. 1 Wesley Channels, Austin Peay
Feb. 8 Kenneth Faried, Morehead State
Feb. 15 Nick Murphy, Jacksonville State
Feb. 22 Josh Taylor, Eastern Kentucky
Mar. 1 Wesley Channels, Austin Peay

Jan. 11 Cameron Butler, SEMO/Trenton Marshall, JSU
Jan. 18 B.J. Jenkins, Murray St./Josh Sain, TSU
Jan. 25 Trenton Marshall, Jacksonville State
Feb. 1 Trenton Marshall, Jacksonville State
Feb. 8 B.J. Jenkins, Murray State
Feb. 15 Trenton Marshall, Jacksonville State
Feb. 22 Curry McKinney, Eastern Illinois
Mar. 1 B.J. Jenkins, Murray State

Jan. 11 James Hollowell, Eastern Illinois
Jan. 18 Jacquan Nobles, Tennessee State
Jan. 25 Jud Dillard, Tennessee Tech
Feb. 1 Justin Blake, Austin Peay
Feb. 8 Jud Dillard, Tennessee Tech
Feb. 15 James Hollowell, Eastern Illinois
Feb. 22 Marland Smith, Southeast Missouri
Mar. 1 Robert Covington, Tennessee State

2009-10 MEN'S BASKETBALL OVERALL TEAM STATISTICS

	<u>W</u>	<u>L</u>	<u>Pct.</u>	<u>Home</u>	<u>Away</u>	<u>Streak</u>		<u>W</u>	<u>L</u>	<u>Pct.</u>	<u>Home</u>	<u>Away</u>	<u>Neutral</u>	<u>Streak</u>
#\$Murray State	17	1	.944	9-0	8-1	W1		31	5	.861	15-0	11-4	5-1	L1
@*Morehead State	15	3	.833	9-0	6-3	W4		24	11	.686	15-2	7-7	2-2	L1
*Austin Peay	11	7	.611	8-1	3-6	W1		17	15	.531	11-4	5-9	1-2	L1
*Eastern Illinois	11	7	.611	8-1	3-6	W6		19	12	.613	12-4	7-7	0-1	L1
@*Eastern Kentucky	11	7	.611	7-2	4-5	L1		20	13	.606	15-3	4-10	1-0	L3
*Tennessee Tech	8	10	.444	6-3	2-7	W1		15	17	.469	9-5	6-11	0-1	L1
*Jacksonville State	7	11	.389	6-3	1-8	L4		11	19	.367	10-7	1-12	0-0	L6
*Tennessee State	6	12	.333	4-5	2-7	L1		9	23	.281	5-6	3-16	1-1	L2
Southeast Missouri	3	15	.167	2-7	1-8	L10		7	23	.233	4-10	2-12	1-1	L8
UT Martin	1	17	.056	1-8	0-9	L5		4	25	.138	4-9	0-16	0-0	L6
SIU Edwardsville	-	-	-	-	-	-		5	23	.179	2-9	2-14	1-0	W1

- OVC Regular Season Champions

\$ - OVC Tournament Champions

* OVC Tournament Field Participant

! - NCAA Tournament Participant

@ - College Basketball Invitational Tournament Participant

% - SIU Edwardsville joined the OVC in July 2008. The program is reclassifying to Division I and not playing a full OVC schedule until 2011-12.

Scoring Offense

	<u>G</u>	<u>W-L</u>	<u>PTS.</u>	<u>AVG.</u>
1. Murray State	36	31-5	2753	76.5
2. Tennessee Tech	32	15-17	2375	74.2
3. Austin Peay	32	17-15	2320	72.5
4. Morehead State	35	24-11	2505	71.6
5. Eastern Kentucky	33	20-13	2351	71.2
6. Jacksonville State	30	11-19	2088	69.6
7. Eastern Illinois	31	19-12	2112	68.1
8. Tennessee State	32	9-23	2154	67.3
9. Southeast Missouri	30	7-23	1927	64.2
10. UT Martin	29	4-25	1860	64.1

Scoring Margin

	<u>G</u>	<u>OFF</u>	<u>DEF</u>	<u>MARGIN</u>
1. Murray State	36	76.5	60.4	+16.1
2. Morehead State	35	71.6	63.3	+8.3
3. Eastern Kentucky	33	71.2	66.9	+4.3
4. Eastern Illinois	31	68.1	65.3	+2.9
5. Austin Peay	32	72.5	72.4	+0.1
6. Jacksonville State	30	69.6	71.5	-1.9
7. Tennessee Tech	32	74.2	77.3	-3.1
8. Tennessee State	32	67.3	74.2	-6.9
9. Southeast Missouri	30	64.2	72.4	-8.2
10. UT Martin	29	64.1	76.4	-12.2

Field Goal Percentage Offense

	<u>G</u>	<u>FG</u>	<u>FGA</u>	<u>PCT.</u>
1. Murray State	36	978	1961	.499
2. Eastern Kentucky	33	846	1790	.473
3. Tennessee Tech	32	845	1801	.469
4. Eastern Illinois	31	780	1690	.462
5. Austin Peay	32	786	1727	.455
6. Morehead State	35	880	1963	.448
7. Jacksonville State	30	727	1670	.435
8. Southeast Missouri	30	662	1621	.408
9. Tennessee State	32	750	1844	.407
10. UT Martin	29	639	1678	.381

3-Point Field Goal Percentage Offense

	<u>G</u>	<u>FG</u>	<u>FGA</u>	<u>PCT.</u>
1. Eastern Kentucky	33	327	823	.397
2. Morehead State	35	258	672	.384
3. Tennessee Tech	32	186	486	.383
4. Murray State	36	226	599	.377
5. Eastern Illinois	31	129	344	.375
6. Tennessee State	32	258	693	.372
7. Austin Peay	32	200	547	.366
8. Jacksonville State	30	181	497	.364
9. Southeast Missouri	30	175	498	.351
10. UT Martin	29	151	485	.311

Scoring Defense

	<u>G</u>	<u>PTS.</u>	<u>AVG.</u>
1. Murray State	36	2175	60.4
2. Morehead State	35	2216	63.3
3. Eastern Illinois	31	2023	65.3
4. Eastern Kentucky	33	2208	66.9
5. Jacksonville State	30	2144	71.5
6. Southeast Missouri	30	2172	72.4
7. Austin Peay	32	2317	72.4
8. Tennessee State	32	2374	74.2
9. UT Martin	29	2215	76.4
10. Tennessee Tech	32	2474	77.3

Free Throw Percentage

	<u>G</u>	<u>FTM</u>	<u>FTA</u>	<u>PCT.</u>
1. Jacksonville State	30	453	619	.732
2. Eastern Kentucky	33	332	460	.722
3. Eastern Illinois	31	423	587	.721
4. Tennessee State	32	396	562	.705
5. Murray State	36	571	821	.695
6. Austin Peay	32	548	790	.694
7. Tennessee Tech	32	499	720	.693
8. Morehead State	35	487	710	.686
9. UT Martin	29	431	642	.671
10. Southeast Missouri	30	428	656	.652

Field Goal Percentage Defense

	<u>G</u>	<u>FG</u>	<u>FGA</u>	<u>PCT.</u>
1. Murray State	36	761	1967	.387
2. Eastern Illinois	31	690	1706	.404
3. Morehead State	35	734	1711	.429
4. Jacksonville State	30	746	1690	.441
5. Austin Peay	32	828	1864	.444
6. Southeast Missouri	30	738	1611	.458
7. Tennessee Tech	32	832	1797	.463
8. Eastern Kentucky	33	786	1689	.465
9. UT Martin	29	774	1649	.469
10. Tennessee State	32	828	1715	.483

3-Point Field Goal Percentage Defense

	<u>G</u>	<u>FG</u>	<u>FGA</u>	<u>PCT.</u>
1. Murray State	36	195	586	.333
2. Eastern Illinois	31	237	672	.353
3. Tennessee State	32	196	546	.359
4. Morehead State	35	222	615	.361
5. Southeast Missouri	30	187	516	.362
6. Austin Peay	32	226	613	.369
7. Tennessee Tech	32	227	608	.373
8. Jacksonville State	30	192	514	.374
9. UT Martin	29	194	517	.375
10. Eastern Kentucky	33	237	596	.398

3-Point Field Goals Made

	<u>G</u>	<u>3FG</u>	<u>AVG.</u>
1. Eastern Kentucky	33	327	9.91
2. Tennessee State	32	258	8.06
3. Morehead State	35	258	7.37
4. Murray State	36	226	6.28
5. Austin Peay	32	200	6.25
6. Jacksonville State	30	181	6.03
7. Southeast Missouri	30	175	5.83
8. Tennessee Tech	32	186	5.81
9. UT Martin	29	151	5.21
10. Eastern Illinois	31	129	4.16

Assists

	<u>G</u>	<u>ASSISTS</u>	<u>AVG.</u>
1. Eastern Kentucky	33	514	15.58
2. Murray State	36	556	15.44
3. Jacksonville State	30	455	15.17
4. Eastern Illinois	31	465	15.00
5. Morehead State	35	502	14.34
6. Austin Peay	32	429	13.41
7. Tennessee Tech	32	423	13.22
8. Tennessee State	32	397	12.41
9. Southeast Missouri	30	335	11.17
10. UT Martin	29	313	10.79

Steals

	<u>G</u>	<u>STEALS</u>	<u>AVG.</u>
1. Murray State	36	347	9.64
2. Morehead State	35	314	8.97
3. Tennessee State	32	255	7.97
4. Eastern Kentucky	33	234	7.09
5. UT Martin	29	205	7.07
6. Jacksonville State	30	202	6.73
7. Tennessee Tech	32	201	6.28
8. Eastern Illinois	31	192	6.19
9. Southeast Missouri	30	178	5.93
10. Austin Peay	32	189	5.91

Blocked Shots

	<u>G</u>	<u>BLOCKS</u>	<u>AVG.</u>
1. Murray State	36	196	5.44
2. Jacksonville State	30	142	4.73
3. Morehead State	35	118	3.37
4. Eastern Illinois	31	104	3.35
5. UT Martin	29	97	3.34
6. Austin Peay	32	107	3.34
7. Southeast Missouri	30	73	2.43
8. Tennessee State	32	76	2.38
9. Tennessee Tech	32	75	2.34
10. Eastern Kentucky	33	76	2.30

Offensive Rebounds

	<u>G</u>	<u>REBOUNDS</u>	<u>AVG.</u>
1. Morehead State	35	491	14.03
2. UT Martin	29	381	13.14
3. Tennessee State	32	392	12.25
4. Murray State	36	439	12.19
5. Tennessee Tech	32	382	11.94
6. Eastern Illinois	31	349	11.26
7. Southeast Missouri	30	333	11.10
8. Jacksonville State	30	328	10.93
9. Austin Peay	32	347	10.84
10. Eastern Kentucky	33	242	7.33

Defensive Rebounds

	<u>G</u>	<u>REBOUNDS</u>	<u>AVG.</u>
1. Murray State	36	880	24.44
2. Eastern Illinois	31	735	23.71
3. Austin Peay	32	745	23.28
4. Jacksonville State	30	698	23.27
5. Morehead State	35	810	23.14
6. Southeast Missouri	30	691	23.03
7. UT Martin	29	661	22.79
8. Tennessee Tech	32	722	22.56
9. Tennessee State	32	671	20.97
10. Eastern Kentucky	33	643	19.48

Rebounding Margin

	<u>G</u>	<u>TEAM</u>	<u>AVG</u>	<u>OPP</u>	<u>AVG</u>	<u>MARGIN</u>
1. Morehead State	35	1301	37.2	1028	29.4	+7.8
2. Murray State	36	1319	36.6	1091	30.3	+6.3
3. Eastern Illinois	31	1084	35.0	1002	32.3	+2.6
4. Tennessee Tech	32	1104	34.5	1107	34.6	-0.1
5. Austin Peay	32	1092	34.1	1129	35.3	-1.2
6. Jacksonville State	30	1026	34.2	1063	35.4	-1.2
7. UT Martin	29	1042	35.9	1087	37.5	-1.6
8. Southeast Missouri	30	1024	34.1	1096	36.5	-2.4
9. Tennessee State	32	1063	33.2	1145	35.8	-2.6
10. Eastern Kentucky	33	885	26.8	1099	33.3	-6.5

Assist/Turnover Ratio

	<u>G</u>	<u>ASST.</u>	<u>AVG.</u>	<u>TURN.</u>	<u>AVG.</u>	<u>RATIO</u>
1. Eastern Kentucky	33	514	15.6	319	9.7	1.61
2. Eastern Illinois	31	465	15.0	420	13.5	1.11
3. Jacksonville State	30	455	15.2	415	13.8	1.10
4. Murray State	36	556	15.4	527	14.6	1.06
5. Morehead State	35	502	14.3	521	14.9	0.96
6. Austin Peay	32	429	13.4	458	14.3	0.94
7. Tennessee Tech	32	423	13.2	481	15.0	0.88
8. Tennessee State	32	397	12.4	511	16.0	0.78
9. Southeast Missouri	30	335	11.2	465	15.5	0.72
10. UT Martin	29	313	10.8	454	15.7	0.69

Turnover Margin

	<u>G</u>	<u>TEAM</u>	<u>AVG</u>	<u>OPP</u>	<u>AVG</u>	<u>MARGIN</u>
1. Eastern Kentucky	33	319	9.7	450	13.6	+3.97
2. Murray State	36	527	14.6	603	16.8	+2.11
3. Morehead State	35	521	14.9	560	16.0	+1.11
4. Tennessee State	32	511	16.0	517	16.2	+0.19
5. Jacksonville State	30	415	13.8	403	13.4	-0.40
6. Eastern Illinois	31	420	13.5	407	13.1	-0.42
7. Southeast Missouri	30	465	15.5	444	14.8	-0.70
8. Austin Peay	32	458	14.3	432	13.5	-0.81
9. Tennessee Tech	32	481	15.0	446	13.9	-1.09
10. UT Martin	29	454	15.7	411	14.2	-1.48

2009-10 MEN'S BASKETBALL CONFERENCE-ONLY TEAM STATISTICS

Scoring Offense

	<u>G</u>	<u>W-L</u>	<u>PTS.</u>	<u>AVG.</u>
1. Murray State	18	17-1	1395	77.5
2. Tennessee Tech	18	8-10	1349	74.9
3. Morehead State	18	15-3	1313	72.9
4. Austin Peay	18	11-7	1307	72.6
5. Eastern Kentucky	18	11-7	1270	70.6
6. Tennessee State	18	6-12	1248	69.3
7. Eastern Illinois	18	11-7	1238	68.8
8. Jacksonville State	18	7-11	1223	67.9
9. Southeast Missouri	18	3-15	1160	64.4
10. UT Martin	18	1-17	1140	63.3

Field Goal Percentage Offense

	<u>G</u>	<u>FG</u>	<u>FGA</u>	<u>PCT.</u>
1. Murray State	18	484	960	.504
2. Tennessee Tech	18	462	965	.479
3. Eastern Kentucky	18	451	963	.468
4. Morehead State	18	457	981	.466
5. Eastern Illinois	18	460	1004	.458
6. Austin Peay	18	431	957	.450
7. Jacksonville State	18	422	976	.432
8. Tennessee State	18	424	1035	.410
9. Southeast Missouri	18	381	956	.399
10. UT Martin	18	385	1012	.380

3-Point Field Goal Percentage Offense

	<u>G</u>	<u>FG</u>	<u>FGA</u>	<u>PCT.</u>
1. Eastern Illinois	18	86	215	.400
2. Tennessee Tech	18	112	281	.399
3. Morehead State	18	133	336	.396
4. Eastern Kentucky	18	168	431	.390
5. Tennessee State	18	152	405	.375
6. Murray State	18	112	302	.371
7. Austin Peay	18	115	321	.358
8. Jacksonville State	18	100	286	.350
9. Southeast Missouri	18	111	320	.347
10. UT Martin	18	93	293	.317

Free Throw Percentage

	<u>G</u>	<u>FTM</u>	<u>FTA</u>	<u>PCT.</u>
1. Eastern Kentucky	18	200	273	.733
2. Murray State	18	315	436	.722
3. Jacksonville State	18	279	388	.719
4. Eastern Illinois	18	232	325	.714
5. Tennessee Tech	18	313	442	.708
6. Tennessee State	18	248	353	.703
7. Austin Peay	18	330	474	.696
8. UT Martin	18	277	402	.689
9. Morehead State	18	266	391	.680
10. Southeast Missouri	18	287	428	.671

Scoring Margin

	<u>G</u>	<u>OFF</u>	<u>DEF</u>	<u>MARGIN</u>
1. Murray State	18	77.5	60.8	+16.7
2. Morehead State	18	72.9	63.3	+9.6
3. Eastern Kentucky	18	70.6	68.3	+2.3
4. Eastern Illinois	18	68.8	67.2	+1.6
5. Austin Peay	18	72.6	71.0	+1.6
6. Jacksonville State	18	67.9	70.8	-2.9
7. Tennessee Tech	18	74.9	77.8	-2.9
8. Tennessee State	18	69.3	73.1	-3.7
9. Southeast Missouri	18	64.4	73.6	-9.2
10. UT Martin	18	63.3	76.4	-13.1

Scoring Defense

	<u>G</u>	<u>PTS.</u>	<u>AVG.</u>
1. Murray State	18	1095	60.8
2. Morehead State	18	1140	63.3
3. Eastern Illinois	18	1209	67.2
4. Eastern Kentucky	18	1229	68.3
5. Jacksonville State	18	1275	70.8
6. Austin Peay	18	1278	71.0
7. Tennessee State	18	1315	73.1
8. Southeast Missouri	18	1325	73.6
9. UT Martin	18	1376	76.4
10. Tennessee Tech	18	1401	77.8

Field Goal Percentage Defense

	<u>G</u>	<u>FG</u>	<u>FGA</u>	<u>PCT.</u>
1. Murray State	18	385	969	.397
2. Eastern Illinois	18	406	978	.415
3. Austin Peay	18	451	1049	.430
4. Morehead State	18	381	886	.430
5. Jacksonville State	18	445	1004	.443
6. Southeast Missouri	18	450	985	.457
7. Tennessee Tech	18	465	1017	.457
8. Tennessee State	18	457	997	.458
9. Eastern Kentucky	18	432	915	.472
10. UT Martin	18	485	1009	.481

3-Point Field Goal Percentage Defense

	<u>G</u>	<u>FG</u>	<u>FGA</u>	<u>PCT.</u>
1. Tennessee State	18	105	316	.332
2. Austin Peay	18	126	356	.354
3. Morehead State	18	106	295	.359
4. Murray State	18	102	283	.360
5. Tennessee Tech	18	127	351	.362
6. Eastern Illinois	18	137	366	.374
7. Jacksonville State	18	108	288	.375
8. Southeast Missouri	18	117	307	.381
9. UT Martin	18	126	326	.387
10. Eastern Kentucky	18	128	302	.424



Tennessee Tech's Frank Davis ranked fourth nationally in 3-point percentage (44.4%) in 2009-10.

3-Point Field Goals Made

	<u>G</u>	<u>3FG</u>	<u>AVG.</u>
1. Eastern Kentucky	18	168	9.33
2. Tennessee State	18	152	8.44
3. Morehead State	18	133	7.39
4. Austin Peay	18	115	6.39
5. Tennessee Tech	18	112	6.22
6. Murray State	18	112	6.22
7. Southeast Missouri	18	111	6.17
8. Jacksonville State	18	100	5.56
9. UT Martin	18	93	5.17
10. Eastern Illinois	18	86	4.78

Assists

	<u>G</u>	<u>ASSISTS</u>	<u>AVG.</u>
1. Eastern Illinois	18	275	15.28
2. Murray State	18	272	15.11
3. Eastern Kentucky	18	264	14.67
4. Jacksonville State	18	263	14.61
5. Morehead State	18	260	14.44
6. Austin Peay	18	232	12.89
7. Tennessee State	18	228	12.67
8. Tennessee Tech	18	223	12.39
9. UT Martin	18	197	10.94
10. Southeast Missouri	18	191	10.61

Steals

	<u>G</u>	<u>STEALS</u>	<u>AVG.</u>
1. Murray State	18	167	9.28
2. Morehead State	18	146	8.11
3. Tennessee State	18	136	7.56
4. Eastern Kentucky	18	130	7.22
5. UT Martin	18	122	6.78
6. Jacksonville State	18	115	6.39
7. Austin Peay	18	112	6.22
8. Tennessee Tech	18	103	5.72
9. Eastern Illinois	18	103	5.72
10. Southeast Missouri	18	95	5.28

Blocked Shots

	<u>G</u>	<u>BLOCKS</u>	<u>AVG.</u>
1. Murray State	18	98	5.44
2. Jacksonville State	18	88	4.89
3. Morehead State	18	67	3.72
4. UT Martin	18	63	3.50
5. Austin Peay	18	55	3.06
6. Eastern Illinois	18	50	2.78
7. Southeast Missouri	18	49	2.72
8. Eastern Kentucky	18	44	2.44
9. Tennessee State	18	40	2.22
10. Tennessee Tech	18	40	2.22

Offensive Rebounds

	<u>G</u>	<u>REBOUNDS</u>	<u>AVG.</u>
1. Morehead State	18	233	12.94
2. UT Martin	18	226	12.56
3. Murray State	18	220	12.22
4. Tennessee State	18	219	12.17
5. Southeast Missouri	18	211	11.72
6. Eastern Illinois	18	209	11.61
7. Austin Peay	18	197	10.94
8. Tennessee Tech	18	195	10.83
9. Jacksonville State	18	174	9.67
10. Eastern Kentucky	18	128	7.11

Defensive Rebounds

	<u>G</u>	<u>REBOUNDS</u>	<u>AVG.</u>
1. Morehead State	18	434	24.11
2. Austin Peay	18	434	24.11
3. Eastern Illinois	18	425	23.61
4. Southeast Missouri	18	422	23.44
5. Jacksonville State	18	421	23.39
6. Murray State	18	416	23.11
7. Tennessee Tech	18	402	22.33
8. Tennessee State	18	401	22.28
9. UT Martin	18	387	21.50
10. Eastern Kentucky	18	344	19.11

Rebounding Margin

	<u>G</u>	<u>TEAM</u>	<u>AVG</u>	<u>OPP</u>	<u>AVG</u>	<u>MARGIN</u>
1. Morehead State	18	667	37.1	504	28.0	+9.1
2. Murray State	18	636	35.3	528	29.3	+6.0
3. Eastern Illinois	18	634	35.2	571	31.7	+3.5
4. Southeast Missouri	18	633	35.2	642	35.7	-0.5
5. Austin Peay	18	631	35.1	642	35.7	-0.6
6. Tennessee Tech	18	597	33.2	631	35.1	-1.9
7. Tennessee State	18	620	34.4	664	36.9	-2.4
8. Jacksonville State	18	595	33.1	645	35.8	-2.8
9. UT Martin	18	613	34.1	664	36.9	-2.8
10. Eastern Kentucky	18	472	26.2	607	33.7	-7.5

Assist/Turnover Ratio

	<u>G</u>	<u>ASST.</u>	<u>AVG.</u>	<u>TURN.</u>	<u>AVG.</u>	<u>RATIO</u>
1. Eastern Kentucky	18	264	14.7	181	10.1	1.46
2. Eastern Illinois	18	275	15.3	246	13.7	1.12
3. Murray State	18	272	15.1	248	13.8	1.10
4. Jacksonville State	18	263	14.6	254	14.1	1.04
5. Morehead State	18	260	14.4	267	14.8	0.97
6. Austin Peay	18	232	12.9	257	14.3	0.90
7. Tennessee Tech	18	223	12.4	256	14.2	0.87
8. Tennessee State	18	228	12.7	273	15.2	0.84
9. UT Martin	18	197	10.9	269	14.9	0.73
10. Southeast Missouri	18	191	10.6	274	15.2	0.70

Turnover Margin

	<u>G</u>	<u>TEAM</u>	<u>AVG</u>	<u>OPP</u>	<u>AVG</u>	<u>MARGIN</u>
1. Eastern Kentucky	18	181	10.1	253	14.1	+4.00
2. Murray State	18	248	13.8	298	16.6	+2.78
3. Tennessee State	18	273	15.2	274	15.2	+0.06
4. Morehead State	18	267	14.8	264	14.7	-0.17
5. Jacksonville State	18	254	14.1	250	13.9	-0.22
6. Eastern Illinois	18	246	13.7	233	12.9	-0.72
7. Austin Peay	18	257	14.3	238	13.2	-1.06
8. Tennessee Tech	18	256	14.2	232	12.9	-1.33
9. UT Martin	18	269	14.9	244	13.6	-1.39
10. Southeast Missouri	18	274	15.2	239	13.3	-1.94

2009-10 MEN'S BASKETBALL OVERALL INDIVIDUAL STATISTICS

Scoring

	CL	G	FG	3FG	FT	PTS	AVG
1. Trenton Marshall, JSU	Jr.	26	154	57	95	460	17.7
2. Wesley Channels, APSU	Sr.	32	172	71	125	540	16.9
3. Kenneth Faried, MOR	Jr.	35	224	1	141	590	16.9
4. Anthony Campbell, APSU	So.	31	160	57	104	481	15.5
5. Kevin Murphy, TTU	So.	32	170	37	114	491	15.3
6. Nick Murphy, JSU	Jr.	29	139	2	139	419	14.4
7. Justin Stommes, ECU	Jr.	33	159	61	90	469	14.2
8. Tyler Laser, EIU	Jr.	31	144	65	79	432	13.9
9. Josh Taylor, ECU	Sr.	33	161	77	52	451	13.7
10. Benzor Simmons, UTM	Jr.	29	129	27	109	394	13.6
11. Frank Davis, TTU	Sr.	32	132	88	76	428	13.4
12. Maze Stallworth, MOR	Sr.	35	140	95	67	442	12.6
13. Elijah Muhammad, TTU	Sr.	32	125	44	88	382	11.9
14. Demonte Harper, MOR	Jr.	34	138	45	82	403	11.9
15. Reuben Clayton, UTM	Jr.	27	115	36	50	316	11.7

Field Goal Percentage

(Min. 5.0 made per game)	CL	G	FG	FGA	PCT.
1. Alfred Jones, TTU	Jr.	32	120	180	.667
2. Tony Easley, MUR	Sr.	36	140	216	.648
3. Ivan Aska, MUR	So.	36	151	257	.588
4. Kenneth Faried, MOR	Jr.	35	224	397	.564
5. Jud Dillard, TTU	Fr.	32	115	206	.558
6. Nick Murphy, JSU	Jr.	29	139	255	.545
7. Justin Stommes, ECU	Jr.	33	159	305	.521
8. John Fraley, APSU	So.	32	104	200	.520
9. Isaiah Canaan, MUR	Fr.	36	121	243	.498
10. Spencer Perrin, ECU	Jr.	32	101	207	.488

Assists

	CL	G	ASSISTS	AVG.
1. Brandon Shingles, MOR	Sr.	32	152	4.75
2. Elijah Muhammad, TTU	Sr.	32	143	4.47
3. Dominique Shellman, JSU	So.	29	129	4.45
4. Jeremiah Crutcher, TSU	Sr.	29	111	3.83
5. Isacc Miles, MUR	Jr.	36	132	3.67
6. Justin Stommes, ECU	Jr.	33	117	3.55
7. Caleb Brown, APSU	Jr.	32	113	3.53
8. Jeremy Granger, EIU	So.	31	105	3.39
9. B.J. Jenkins, MUR	Jr.	36	116	3.22
10. Demonte Harper, MOR	Jr.	34	109	3.21

Free Throw Percentage

(Min. 2.5 made per game)	CL	G	FTM	FGA	PCT.
1. Jeremy Granger, EIU	So.	31	84	96	.875
2. Zach Bailey, TTU	So.	28	60	71	.845
3. Tyler Laser, EIU	Jr.	31	79	94	.840
4. Elijah Muhammad, TTU	Sr.	32	88	105	.838
5. Frank Davis, TTU	Sr.	32	76	94	.809
6. Benzor Simmons, UTM	Jr.	29	109	135	.807
7. Anthony Campbell, APSU	So.	31	104	129	.806
8. Trenton Marshall, JSU	Jr.	26	95	120	.792
9. Isacc Miles, MUR	Jr.	36	78	100	.780
10. Isaiah Canaan, MUR	Fr.	36	77	99	.778

Steals

	CL	G	STEALS	AVG.
1. B.J. Jenkins, MUR	Jr.	36	64	1.78
2. Trenton Marshall, JSU	Jr.	26	44	1.69
3. Danero Thomas, MUR	Sr.	36	60	1.67
4. Kenneth Faried, MOR	Jr.	35	56	1.60
5. Nick Murphy, JSU	Jr.	29	46	1.59
6. Brandon Shingles, MOR	Sr.	32	47	1.47
7. Demonte Harper, MOR	Jr.	34	48	1.41
8. Wesley Channels, APSU	Sr.	32	45	1.41
9. Elijah Muhammad, TTU	Sr.	32	44	1.38
10. Papa Oppong, ECU	Sr.	33	45	1.36

Rebounding

	CL	G	OFF	DEF	TOT	AVG
1. Kenneth Faried, MOR	Jr.	35	148	308	456	13.0
2. John Fraley, APSU	So.	32	99	152	251	7.8
3. Nick Murphy, JSU	Jr.	29	66	138	204	7.0
4. LaMont Russell, SEMO	Sr.	30	62	142	204	6.8
5. Ousmane Cisse, EIU	Sr.	31	63	143	206	6.6
6. Robert Covington, TSU	Fr.	32	75	133	208	6.5
7. Tony Easley, MUR	Sr.	36	93	117	210	5.8
8. Amadou Moudji, JSU	Sr.	27	66	78	144	5.3
9. Anthony Campbell, APSU	So.	31	34	131	165	5.3
10. Trenton Marshall, JSU	Jr.	26	32	105	137	5.3
11. Benzor Simmons, UTM	Jr.	29	44	108	152	5.2
12. Alfred Jones, TTU	Jr.	32	65	99	164	5.1
13. Maze Stallworth, MOR	Sr.	35	77	99	176	5.0
14. Stephen Hall, JSU	So.	29	52	91	143	4.9
15. Spencer Perrin, ECU	Jr.	32	44	112	156	4.9

3-Point Field Goal Percentage

(Min. 1.0 made per game)	CL	G	3FG	FGA	PCT.
1. Isaiah Canaan, MUR	Fr.	36	54	112	.482
2. Anthony Allison, SEMO	Jr.	30	36	77	.468
3. Papa Oppong, ECU	Sr.	33	61	136	.449
4. Frank Davis, TTU	Sr.	32	88	198	.444
5. Wesley Channels, APSU	Sr.	32	71	161	.441
6. Jacquan Nobles, TSU	Fr.	32	68	155	.439
7. Wil Peters, TSU	So.	32	42	97	.433
8. Joshua Jones, ECU	So.	32	48	114	.421
9. Justin Stommes, ECU	Jr.	33	61	147	.415
10. Elijah Muhammad, TTU	Sr.	32	44	107	.411

3-Point Field Goals Made

	CL	G	3FG	AVG.
1. Frank Davis, TTU	Sr.	32	88	2.75
2. Maze Stallworth, MOR	Sr.	35	95	2.71
3. Josh Taylor, ECU	Sr.	33	77	2.33
4. Wesley Channels, APSU	Sr.	32	71	2.22
5. Trenton Marshall, JSU	Jr.	26	57	2.19
6. Jacquan Nobles, TSU	Fr.	32	68	2.13
7. Marland Smith, SEMO	Fr.	30	63	2.10
8. Tyler Laser, EIU	Jr.	31	65	2.10
9. Jeremy Bynum, JSU	Jr.	30	58	1.93
10. B.J. Jenkins, MUR	Jr.	36	67	1.86

Blocked Shots

	CL	G	BLOCKS	AVG.
1. Tony Easley, MUR	Sr.	36	95	2.64
2. Kenneth Faried, MOR	Jr.	35	67	1.91
3. Amadou Mbodji, JSU	Sr.	27	48	1.78
4. Sean Thurston, JSU	Jr.	30	41	1.37
5. James Hollowell, EIU	Fr.	30	36	1.20
6. Robert Covington, TSU	Fr.	32	35	1.09
7. John Fraley, APSU	So.	32	31	0.97
8. Marcel Williams, APSU	So.	31	29	0.94
9. Dominique Mpondo, UTM	Sr.	22	20	0.91
10. Bassey Inameti, TTU	So.	31	23	0.74

Assist/Turnover Ratio

(Min. 3.0 assists/game)	CL	G	AST	AVG	TO	AVG	RATIO
1. Caleb Brown, APSU	Jr.	32	113	3.5	50	1.6	2.26
2. Jeremy Granger, EIU	So.	31	105	3.4	48	1.5	2.19
3. Brandon Shingles, MOR	Sr.	32	152	4.8	74	2.3	2.05
4. B.J. Jenkins, MUR	Jr.	36	116	3.2	59	1.6	1.97
5. Isacc Miles, MUR	Jr.	36	132	3.7	76	2.1	1.74
6. Wil Peters, TSU	So.	32	99	3.1	59	1.8	1.68
7. Justin Stommes, ECU	Jr.	33	117	3.5	76	2.3	1.54
8. Dominique Shellman, JSU	So.	29	129	4.4	87	3.0	1.48
9. Elijah Muhammad, TTU	Sr.	32	143	4.5	100	3.1	1.43
10. Jeremiah Crutcher, TSU	Sr.	29	111	3.8	78	2.7	1.42

2009-10 MEN'S BASKETBALL CONFERENCE-ONLY INDIVIDUAL STATISTICS

Scoring

	CL	G	FG	3FG	FT	PTS	AVG
1. Wesley Channels, APSU	Sr.	18	104	42	82	332	18.4
2. Trenton Marshall, JSU	Jr.	16	94	35	54	277	17.3
3. Kenneth Faried, MOR	Jr.	18	112	0	79	303	16.8
4. Anthony Campbell, APSU	So.	17	91	30	70	282	16.6
5. Kevin Murphy, TTU	So.	18	95	24	71	285	15.8
6. Marquis Weddle, UTM	Jr.	15	78	38	36	230	15.3
7. Nick Murphy, JSU	Jr.	18	86	1	99	272	15.1
8. Frank Davis, TTU	Sr.	18	79	56	45	259	14.4
9. Robert Covington, TSU	Fr.	18	89	25	45	248	13.8
10. Maze Stallworth, MOR	Sr.	18	80	53	34	247	13.7
11. Elijah Muhammad, TTU	Sr.	18	74	25	67	240	13.3
12. Tyler Laser, EIU	Jr.	18	75	45	40	235	13.1
13. Josh Taylor, ECU	Sr.	18	82	34	29	227	12.6
Jacquan Nobles, TSU	Fr.	18	80	44	23	227	12.6
15. Justin Stommes, ECU	Jr.	18	75	25	44	219	12.2

Field Goal Percentage

(Min. 5.0 made per game)	CL	G	FG	FGA	PCT.
1. Tony Easley, MUR	Sr.	18	72	108	.667
Alfred Jones, TTU	Jr.	18	58	87	.667
3. Ivan Aska, MUR	So.	18	70	118	.593
4. Kenneth Faried, MOR	Jr.	18	112	192	.583
5. Jud Dillard, TTU	Fr.	18	65	116	.560
6. John Fraley, APSU	So.	18	58	106	.547
7. Justin Stommes, ECU	Jr.	18	75	141	.532
8. Nick Murphy, JSU	Jr.	18	86	163	.528
9. Anthony Campbell, APSU	So.	17	91	189	.481
10. Papa Oppong, ECU	Sr.	18	75	156	.481

Assists

	CL	G	ASSISTS	AVG.
1. Brandon Shingles, MOR	Sr.	16	79	4.94
2. Dominique Shellman, JSU	So.	18	82	4.56
3. Elijah Muhammad, TTU	Sr.	18	81	4.50
4. Jeremiah Crutcher, TSU	Sr.	15	63	4.20
5. Jeremy Granger, EIU	So.	18	72	4.00
6. Demonte Harper, MOR	Jr.	18	65	3.61
7. Isacc Miles, MUR	Jr.	18	64	3.56
8. Justin Stommes, ECU	Jr.	18	62	3.44
Wil Peters, TSU	So.	18	62	3.44
10. B.J. Jenkins, MUR	Jr.	18	58	3.22

Free Throw Percentage

(Min. 2.5 made per game)	CL	G	FTM	FGA	PCT.
1. Jeremy Granger, EIU	So.	18	53	60	.883
2. Marquis Weddle, UTM	Jr.	15	36	42	.857
3. Frank Davis, TTU	Sr.	18	45	53	.849
4. Elijah Muhammad, TTU	Sr.	18	67	79	.848
5. Robert Covington, TSU	Fr.	18	45	54	.833
6. Isacc Miles, MUR	Jr.	18	51	62	.823
7. Benzer Simmons, UTM	Jr.	18	54	66	.818
8. Tyler Laser, EIU	Jr.	18	40	49	.816
9. Jeremiah Crutcher, TSU	Sr.	15	31	38	.816
10. Anthony Campbell, APSU	So.	17	70	86	.814

Steals

	CL	G	STEALS	AVG.
1. B.J. Jenkins, MUR	Jr.	18	35	1.94
2. Kenneth Faried, MOR	Jr.	18	31	1.72
3. Trenton Marshall, JSU	Jr.	16	27	1.69
4. Wesley Channels, APSU	Sr.	18	29	1.61
5. Elijah Muhammad, TTU	Sr.	18	28	1.56
Nick Murphy, JSU	Jr.	18	28	1.56
7. Maze Stallworth, MOR	Sr.	18	27	1.50
8. Papa Oppong, ECU	Sr.	18	26	1.44
9. Danero Thomas, MUR	Sr.	18	25	1.39
10. Steve Peterson, MOR	So.	18	24	1.33
Caleb Brown, APSU	Jr.	18	24	1.33
Martell Buie, TSU	Fr.	15	20	1.33

Rebounding

	CL	G	OFF	DEF	TOT	AVG
1. Kenneth Faried, MOR	Jr.	18	78	174	252	14.0
2. John Fraley, APSU	So.	18	58	100	158	8.8
3. LaMont Russell, SEMO	Sr.	18	35	95	130	7.2
4. Nick Murphy, JSU	Jr.	18	38	89	127	7.1
Robert Covington, TSU	Fr.	18	53	74	127	7.1
Ousmane Cisse, EIU	Sr.	18	37	90	127	7.1
7. Anthony Campbell, APSU	So.	17	25	83	108	6.4
8. Trenton Marshall, JSU	Jr.	16	23	71	94	5.9
9. Maze Stallworth, MOR	Sr.	18	44	55	99	5.5
10. Amadou Mbodji, JSU	Sr.	17	40	49	89	5.2
11. Ron Spencer, UTM	Fr.	16	38	45	83	5.2
12. James Hollowell, EIU	Fr.	18	23	70	93	5.2
13. Alfred Jones, TTU	Jr.	18	36	56	92	5.1
Tony Easley, MUR	Sr.	18	39	53	92	5.1
15. Jud Dillard, TTU	Fr.	18	29	59	88	4.9

3-Point Field Goal Percentage

(Min. 2.0 made per game)	CL	G	3FG	FGA	PCT.
1. Anthony Allison, SEMO	Jr.	18	28	60	.467
2. Frank Davis, TTU	Sr.	18	56	123	.455
3. Maze Stallworth, MOR	Sr.	18	53	118	.449
4. Joshua Jones, ECU	So.	18	30	67	.448
5. Tyler Laser, EIU	Jr.	18	45	102	.441
6. Robert Covington, TSU	Fr.	18	25	57	.439
7. Isaiah Canaan, MUR	Fr.	18	24	55	.436
8. Jacquan Nobles, TSU	Fr.	18	44	101	.436
9. Papa Oppong, ECU	Sr.	18	30	69	.435
10. Wesley Channels, APSU	Sr.	18	42	99	.424

3-Point Field Goals Made

	CL	G	3FG	AVG.
1. Frank Davis, TTU	Sr.	18	56	3.11
2. Maze Stallworth, MOR	Sr.	18	53	2.94
3. Marquis Weddle, UTM	Jr.	15	38	2.53
4. Tyler Laser, EIU	Jr.	18	45	2.50
5. Jacquan Nobles, TSU	Fr.	18	44	2.44
6. Wesley Channels, APSU	Sr.	18	42	2.33
7. Trenton Marshall, JSU	Jr.	16	35	2.19
8. Marland Smith, SEMO	Fr.	18	38	2.11
B.J. Jenkins, MUR	Jr.	18	38	2.11
10. Josh Taylor, ECU	Sr.	18	34	1.89

Blocked Shots

	CL	G	BLOCKS	AVG.
1. Tony Easley, MUR	Sr.	18	50	2.78
2. Kenneth Faried, MOR	Jr.	18	38	2.11
3. Amadou Mbodji, JSU	Sr.	17	30	1.76
4. Sean Thurston, JSU	Jr.	18	25	1.39
5. Ron Spencer, UTM	Fr.	16	19	1.19
6. James Hollowell, EIU	Fr.	18	19	1.06
7. Marcel Williams, APSU	So.	17	16	0.94
8. Robert Covington, TSU	Fr.	18	14	0.78
9. John Fraley, APSU	So.	18	13	0.72
Bassey Inameti, TTU	So.	18	13	0.72

Assist/Turnover Ratio

(Min. 3.0 assists/game)	CL	G	AST	AVG	TO	AVG RATIO
1. B.J. Jenkins, MUR	Jr.	18	58	3.2	21	1.2 2.76
2. Jeremy Granger, EIU	So.	18	72	4.0	27	1.5 2.67
3. Wil Peters, TSU	So.	18	62	3.4	30	1.7 2.07
4. Brandon Shingles, MOR	Sr.	16	79	4.9	39	2.4 2.03
5. Isacc Miles, MUR	Jr.	18	64	3.6	33	1.8 1.94
6. Caleb Brown, APSU	Jr.	18	57	3.2	31	1.7 1.84
7. Jeremiah Crutcher, TSU	Sr.	15	63	4.2	38	2.5 1.66
8. Elijah Muhammad, TTU	Sr.	18	81	4.5	51	2.8 1.59
9. Justin Stommes, ECU	Jr.	18	62	3.4	41	2.3 1.51
10. Dominique Shellman, JSU	So.	18	82	4.6	59	3.3 1.39

MEN'S BASKETBALL YEAR-BY-YEAR FINAL STANDINGS

1948-49				
	OVC		ALL	
	W	L	W	L
Western Kentucky	8	2	25	4
Eastern Kentucky	7	3	16	4
Louisville	6	3	23	10
Marshall	2	2	16	12
Evansville	4	5	13	12
Murray State	3	9	13	12
Morehead State	2	7	4	9
Tennessee Tech	0	1	10	10

1949-50				
	OVC		ALL	
	W	L	W	L
Western Kentucky	8	0	25	6
Eastern Kentucky	7	3	16	6
Marshall	5	4	15	9
Morehead State	5	6	12	10
Murray State	5	7	18	13
Evansville	2	7	14	14
Tennessee Tech	1	6	9	12

1950-51				
	OVC		ALL	
	W	L	W	L
Murray State	9	3	21	6
Eastern Kentucky	8	3	18	8
Evansville	5	4	23	7
Western Kentucky	4	4	19	10
Morehead State	4	7	14	12
Marshall	2	6	13	13
Tennessee Tech	1	6	12	9

1951-52				
	OVC		ALL	
	W	L	W	L
Western Kentucky	9	1	26	5
Eastern Kentucky	10	2	13	11
Murray State	9	3	24	10
Marshall	5	7	15	11
Morehead State	3	9	11	14
Evansville	2	10	12	10
Tennessee Tech	2	10	9	13

1952-53				
	OVC		ALL	
	W	L	W	L
Eastern Kentucky	9	1	16	9
Western Kentucky	8	2	25	6
Murray State	7	3	18	9
Tennessee Tech	3	7	14	11
Morehead State	3	7	13	12
Middle Tennessee	0	10	7	16

1953-54				
	OVC		ALL	
	W	L	W	L
Western Kentucky	9	1	29	3
Morehead State	6	4	16	8
Murray State	6	4	15	16
Tennessee Tech	4	6	12	10
Eastern Kentucky	4	6	17	16
Middle Tennessee	1	9	16	17

1954-55				
	OVC		ALL	
	W	L	W	L
Western Kentucky	8	2	18	10
Eastern Kentucky	6	4	15	8
Murray State	6	4	11	15
Morehead State	5	5	14	10
Tennessee Tech	3	7	9	11
Middle Tennessee	2	8	9	11

1955-56				
OVC				
	W	L	W	L
Morehead State	7	3	19	10
Tennessee Tech	7	3	14	7
Western Kentucky	7	3	16	12
Murray State	6	4	15	10
Eastern Kentucky	3	7	9	16
Middle Tennessee	0	10	6	15

1956-57				
OVC				
	W	L	W	L
Morehead State	9	1	19	8
Western Kentucky	9	1	17	9
Murray State	5	5	11	13
Eastern Kentucky	4	6	7	15
Middle Tennessee	2	8	12	13
Tennessee Tech	1	9	9	11

1957-58				
	OVC		ALL	
	W	L	W	L
Tennessee Tech	8	2	17	9
Morehead State	6	4	13	10
Western Kentucky	5	5	14	11
Middle Tennessee	4	6	11	10
Murray State	4	6	8	16
Eastern Kentucky	3	7	8	11
East Tennessee	0	0	7	18

1958-59				
	OVC		ALL	
	W	L	W	L
Eastern Kentucky	10	2	16	6
Western Kentucky	8	4	16	10
Tennessee Tech	7	5	16	9
East Tennessee	5	7	13	10
Morehead State	5	7	11	12
Middle Tennessee	4	8	9	17
Murray State	3	9	10	15

1959-60				
	OVC		ALL	
	W	L	W	L
Western Kentucky	10	2	21	7
Eastern Kentucky	9	3	14	8
Tennessee Tech	7	4	13	9
Murray State	7	4	12	11
Morehead State	3	7	5	14
Middle Tennessee	2	10	9	14
East Tennessee	2	10	9	14

1960-61				
	OVC		ALL	
	W	L	W	L
Morehead State	9	3	19	12
Western Kentucky	9	3	18	8
Eastern Kentucky	9	3	15	9
Murray State	7	5	13	10
Middle Tennessee	4	8	9	14
Tennessee Tech	3	9	6	13
East Tennessee	1	11	9	15

1961-62				
	OVC		ALL	
	W	L	W	L
Western Kentucky	11	1	17	10
Tennessee Tech	7	5	16	6
Morehead State	7	5	14	8
Eastern Kentucky	7	5	11	6
Murray State	5	7	13	12
East Tennessee	3	9	11	14
Middle Tennessee	2	10	6	12

1962-63				
OVC				
	W	L	W	L
Tennessee Tech	8	4	16	8
Morehead State	8	4	13	7
East Tennessee	7	5	14	8
Murray State	6	6	13	9
Eastern Kentucky	6	6	9	12
Middle Tennessee	4	8	9	15
Western Kentucky	3	9	5	16

1963-64				
	OVC		ALL	
	W	L	W	L
Murray State	11	3	16	9
Eastern Kentucky	9	5	15	9
East Tennessee	8	6	12	10
Austin Peay	7	7	14	9
Tennessee Tech	7	7	11	11
Morehead State	6	8	10	11
Middle Tennessee	5	9	11	10
Western Kentucky	3	11	5	16

1964-65				
	OVC		ALL	
	W	L	W	L
Eastern Kentucky	13	1	19	6
Western Kentucky	10	4	18	9
Murray State	9	5	19	7
Tennessee Tech	8	6	14	11
Morehead State	6	8	13	10
East Tennessee	4	10	6	17
Middle Tennessee	4	10	6	18
Austin Peay	2	12	4	17

1965-66				
	OVC		ALL	
	W	L	W	L
Western Kentucky	14	0	25	3
Eastern Kentucky	9	5	16	9
Tennessee Tech	8	6	17	8
Murray State	8	6	13	12
Morehead State	8	6	12	12
Austin Peay	3	11	7	14
East Tennessee	3	11	7	14
Middle Tennessee	3	11	7	17

1966-67				
	OVC		ALL	
	W	L	W	L
Western Kentucky	13	1	23	3
East Tennessee	8	6	17	9
Morehead State	8	6	16	8
Murray State	8	6	14	9
Austin Peay	7	7	14	9
Tennessee Tech	6	8	14	12
Middle Tennessee	4	10	10	15
Eastern Kentucky	2	12	5	18

1967-68				
	OVC		ALL	
	W	L	W	L
East Tennessee	10	4	19	8
Murray State	10	4	16	8
Western Kentucky	9	5	18	7
Morehead State	8	6	12	9
Middle Tennessee	7	7	15	9
Eastern Kentucky	6	8	10	14
Tennessee Tech	4	10	10	16
Austin Peay	4	10	8	15

1968-69				
	OVC		ALL	
	W	L	W	L
Murray State	11	3	22	6
Morehead State	11	3	18	9
Western Kentucky	9	5	16	10
Eastern Kentucky	7	7	13	9
East Tennessee	6	8	15	11
Tennessee Tech	5	9	13	11
Middle Tennessee	4	10	13	13
Austin Peay	3	11	10	14

1969-70				
	OVC		ALL	
	W	L	W	L
Western Kentucky	14	0	22	3
Murray State	9	5	17	9
East Tennessee	8	6	15	11
Eastern Kentucky	8	6	12	10
Middle Tennessee	6	8	15	11
Morehead State	5	9	13	11
Tennessee Tech	4	10	10	15
Austin Peay	2	12	5	21

1970-71				
	OVC		ALL	
	W	L	W	L
Western Kentucky	12	2	24	6
Murray State	10	4	19	5
Eastern Kentucky	10	4	16	8
East Tennessee	8	6	12	12
Austin Peay	5	9	10	14
Morehead State	4	10	8	17
Tennessee Tech	4	10	7	17
Middle Tennessee	3	11	12	13

1971-72				
	OVC		ALL	
	W	L	W	L
Eastern Kentucky	9	5	15	11
Morehead State	9	5	16	11
Western Kentucky	9	5	15	11
Tennessee Tech	7	7	14	11
Murray State	6	8	15	11
East Tennessee	6	8	11	14
Middle Tennessee	5	9	15	11
Austin Peay	5	9	10	14

1972-73				
	OVC		ALL	
	W	L	W	L
Austin Peay	11	3	22	7
Murray State	9	5	17	8
Morehead State	9	5	14	11
Tennessee Tech	7	7	13	11
Eastern Kentucky	7	7	12	13
Western Kentucky	6	8	10	16
Middle Tennessee	5	9	12	13
East Tennessee	2	12	9	17

1973-74				
	OVC		ALL	
	W	L	W	L
Austin Peay	10	4	17	10
Morehead State	10	4	17	9
Middle Tennessee	9	5	18	8
Western Kentucky	8	6	15	10
Murray State	6	8	12	13
Eastern Kentucky	6	8	8	15
Tennessee Tech	4	10	7	18
East Tennessee	3	11	8	18

1984-85				
	OVC		ALL	
	W	L	W	L
Tennessee Tech	11	3	19	9
Youngstown State	9	5	19	11
Eastern Kentucky	9	5	16	13
Murray State	8	6	19	9
Middle Tennessee	7	7	17	14
Akron	6	8	12	14
Austin Peay	4	10	8	19
Morehead State	2	12	7	20

1985-86				
	OVC		ALL	
	W	L	W	L
Akron	10	4	22	8
Middle Tennessee	10	4	23	11
Murray State	8	6	17	12
Austin Peay	8	6	14	14
Youngstown State	8	6	14	15
Tennessee Tech	6	8	14	15
Eastern Kentucky	5	9	10	18
Morehead State	1	13	8	19

1986-87				
	OVC		ALL	
	W	L	W	L
Middle Tennessee	11	3	22	7
Akron	9	5	21	9
Eastern Kentucky	9	5	19	11
Austin Peay	8	6	20	12
Morehead State	8	6	14	14
Murray State	6	8	13	15
Youngstown State	4	10	11	17
Tennessee Tech	1	13	7	20

1987-88				
	OVC		ALL	
	W	L	W	L
Murray State	13	1	22	9
Middle Tennessee	11	3	23	11
Eastern Kentucky	10	4	18	11
Austin Peay	10	4	17	13
Tennessee Tech	5	9	12	16
Tennessee State	4	10	11	17
Youngstown State	2	12	7	21
Morehead State	1	13	5	22

1988-89				
	OVC		ALL	
	W	L	W	L
Middle Tennessee	10	2	23	8
Murray State	10	2	19	11
Austin Peay	8	4	18	12
Morehead State	5	7	15	16
Eastern Kentucky	4	8	7	22
Tennessee Tech	3	9	10	20
Tennessee State	2	10	4	24

1989-90				
	OVC		ALL	
	W	L	W	L
Murray State	10	2	24	9
Tennessee Tech	9	3	19	9
Morehead State	7	5	16	13
Eastern Kentucky	7	5	13	17
Middle Tennessee	5	7	12	16
Austin Peay	2	10	10	19
Tennessee State	2	10	7	21

1990-91				
	OVC		ALL	
	W	L	W	L
Murray State	10	2	24	9
Eastern Kentucky	9	3	19	10
Tennessee Tech	6	6	12	16
Austin Peay	6	6	15	14
Middle Tennessee	6	6	21	9
Morehead State	4	8	16	13
Tennessee State	1	11	5	23

1991-92				
	OVC		ALL	
	W	L	W	L
Murray State	11	3	17	13
Eastern Kentucky	9	5	19	14
Middle Tennessee	9	5	16	11
Tennessee Tech	8	6	14	15
Austin Peay	6	8	11	17
Morehead State	6	8	14	15
Southeast Missouri	5	9	12	16
Tennessee State	2	12	4	24

1992-93				
	OVC		ALL	
	W	L	W	L
Tennessee State	13	3	19	10
Murray State	11	5	18	12
Eastern Kentucky	11	5	15	12
Southeast Missouri	9	7	16	11
Tennessee Tech	9	7	15	13
Morehead State	6	10	6	21
Middle Tennessee	5	11	10	16
UT Martin	4	12	7	19
Austin Peay	4	12	7	20

1993-94				
	OVC		ALL	
	W	L	W	L
Murray State	15	1	23	6
Tennessee State	12	4	19	12
Austin Peay	10	6	11	16
Eastern Kentucky	9	7	13	14
Morehead State	8	8	14	14
Southeast Missouri	5	11	10	17
Tennessee Tech	5	11	10	21
Middle Tennessee	5	11	8	19
UT Martin	3	13	5	22

1994-95				
	OVC		ALL	
	W	L	W	L
Murray State	11	5	21	9
Tennessee State	11	5	17	10
Morehead State	10	6	15	12
Tennessee Tech	9	7	13	14
Austin Peay	8	8	13	16
Southeast Missouri	7	9	13	14
Eastern Kentucky	6	10	9	19
Middle Tennessee	5	11	12	15
UT Martin	5	11	7	20

1995-96				
	OVC		ALL	
	W	L	W	L
Murray State	12	4	19	10
Tennessee State	11	5	15	13
Austin Peay	10	6	19	11
Middle Tennessee	9	7	15	12
UT Martin	9	7	13	14
Eastern Kentucky	7	9	13	14
Tennessee Tech	7	9	13	15
Southeast Missouri	5	11	8	19
Morehead State	2	14	7	20

1996-97				
	OVC		ALL	
	W	L	W	L
Murray State	12	6	20	10
Austin Peay	12	6	17	14
Middle Tennessee	11	7	19	12
Tennessee Tech	10	8	15	13
Eastern Illinois	9	9	12	15
Southeast Missouri	9	9	12	18
UT Martin	8	10	11	16
Tennessee State	7	11	9	18
Eastern Kentucky	6	12	8	18
Morehead State	6	12	8	19

1997-98				
	OVC		ALL	
	W	L	W	L
Murray State	16	2	29	4
Eastern Illinois	13	5	16	11
Middle Tennessee	12	6	19	9
Austin Peay	11	7	17	11
Southeast Missouri	10	8	14	13
Tennessee State	8	10	13	16
Eastern Kentucky	8	10	10	17
Tennessee Tech	5	13	9	21
UT Martin	5	13	7	20
Morehead State	2	16	3	23

1998-99				
	OVC		ALL	
	W	L	W	L
Murray State	16	2	27	6
Southeast Missouri	15	3	20	9
Morehead State	9	9	13	15
Tennessee State	9	9	12	15
Austin Peay	9	9	11	16
Middle Tennessee	9	9	12	19
Eastern Illinois	8	10	13	16
Tennessee Tech	8	10	12	15
UT Martin	5	13	8	18
Eastern Kentucky	2	16	3	23

1999-00				
	OVC		ALL	
	W	L	W	L
Southeast Missouri	14	4	24	7
Murray State	14	4	23	9
Austin Peay	11	7	18	10
Eastern Illinois	11	7	17	12
Tennessee Tech	11	7	16	12
Middle Tennessee	10	8	15	13
UT Martin	7	11	10	19
Tennessee State	6	12	7	22
Morehead State	4	14	9	18
Eastern Kentucky	2	16	6	21

2000-01				
	OVC		ALL	
	W	L	W	L
Tennessee Tech	13	3	20	9
Eastern Illinois	11	5	21	10
Murray State	11	5	17	12
Austin Peay	10	6	22	10
Southeast Missouri	8	8	18	12
Tennessee State	7	9	10	19
Morehead State	6	10	12	16
UT Martin	5	11	10	18
Eastern Kentucky	1	15	7	19

2001-02				
	OVC		ALL	
	W	L	W	L
Tennessee Tech	15	1	27	7
Morehead State	11	5	18	11
Murray State	10	6	19	13
Austin Peay	8	8	14	18
UT Martin	7	9	15	14
Eastern Illinois	7	9	15	16
Tennessee State	7	9	11	16
Southeast Missouri	4	12	6	22
Eastern Kentucky	3	13	7	20

2002-03				
	OVC		ALL	
	W	L	W	L
Austin Peay	13	3	23	8
Morehead State	13	3	20	9
Tennessee Tech	11	5	20	12
Murray State	9	7	17	12
Eastern Illinois	9	7	14	15
UT Martin	7	9	14	14
Southeast Missouri	5	11	11	19
Eastern Kentucky	5	11	11	19
Tennessee State	0	16	2	25

2003-04				
	OVC		ALL	
	W	L	W	L
Austin Peay	16	0	22	10
Murray State	14	2	28	6
Morehead State	10	6	16	13
Eastern Kentucky	8	8	14	15
Jacksonville State	7	9	14	14
Tennessee Tech	7	9	13	15
Samford	7	9	12	16
Tennessee State	6	10	7	21
UT Martin	5	11	10	18
Southeast Missouri	4	12	11	16
Eastern Illinois	4	12	6	21

2004-05				
	OVC		ALL	
	W	L	W	L
Tennessee Tech	12	4	18	11
Eastern Kentucky	11	5	22	9
Murray State	11	5	17	11
Samford	10	6	15	13
Southeast Missouri	9	7	15	14
Tennessee State	9	7	14	17
Austin Peay	9	7	13	19
Eastern Illinois	7	9	12	16
Morehead State	5	11	11	16
UT Martin	3	13	6	21
Jacksonville State	2	14	7	22

2005-06				
	OVC		ALL	
	W	L	W	L
Murray State	17	3	24	7
Samford	14	6	20	11
Tennessee Tech	13	7	19	12
Jacksonville State	12	8	16	13
Eastern Kentucky	11	9	14	16
Austin Peay	11	9	17	14
Tennessee State	11	9	13	15
UT Martin	9	11	13	15
Eastern Illinois	5	15	7	20
Southeast Missouri	4	16	7	20
Morehead State	3	17	4	23

All-Time Winning Percentages

Current Members (Yrs.)	Conference	Overall
Austin Peay (1963-)	375-335 (.528)	673-643 (.511)
Eastern Illinois (1996-)	115-133 (.464)	181-224 (.447)
Eastern Kentucky (1948-)	442-431 (.506)	801-825 (.493)
Jacksonville State (2003-)	45-83 (.352)	7

MEN'S BASKETBALL REGULAR SEASON CHAMPIONS YEAR-BY-YEAR

<u>YEAR</u>	<u>SCHOOL</u>	<u>OVC</u>	<u>OVERALL</u>
1948-49	Western Kentucky	8-2	25-4
1949-50	Western Kentucky	8-0	25-6
1950-51	Murray State	9-3	21-6
1951-52	Western Kentucky	9-1	26-5
1952-53	Eastern Kentucky	9-1	16-9
1953-54	Western Kentucky	9-1	29-3
1954-55	Western Kentucky	8-2	18-10
1955-56	Morehead State	7-3	19-10
	Tennessee Tech	7-3	14-7
	Western Kentucky	7-3	16-12
1956-57	Morehead State	9-1	19-8
	Western Kentucky	9-1	17-9
1957-58	Tennessee Tech	8-2	17-9
1958-59	Eastern Kentucky	10-2	16-6
1959-60	Western Kentucky	10-2	21-7
1960-61	Morehead State	9-3	19-12
	Western Kentucky	9-3	18-8
	Eastern Kentucky	9-3	15-9
1961-62	Western Kentucky	11-1	17-10
1962-63	Tennessee Tech	8-4	16-8
	Morehead State	8-4	13-7
1963-64	Murray State	11-3	16-9
1964-65	Eastern Kentucky	13-1	19-6
1965-66	Western Kentucky	14-0	25-3
1966-67	Western Kentucky	13-1	23-3
1967-68	East Tennessee	10-4	19-8
	Murray State	10-4	16-8
1968-69	Murray State	11-3	22-6
	Morehead State	11-3	18-9
1969-70	Western Kentucky	14-0	22-3
1970-71	Western Kentucky	12-2	24-6
1971-72	Eastern Kentucky	9-5	15-11
	Morehead State	9-5	16-11
	Western Kentucky	9-5	15-11
1972-73	Austin Peay	11-3	22-7
1973-74	Austin Peay	10-4	17-10
	Morehead State	10-4	17-9
1974-75	Middle Tennessee	12-2	23-5
1975-76	Western Kentucky	11-3	20-9
1976-77	Austin Peay	13-1	24-4
1977-78	Middle Tennessee	10-4	18-8
	East Tennessee	10-4	18-9
1978-79	Eastern Kentucky	9-3	21-8
1979-80	Western Kentucky	10-2	21-8
	Murray State	10-2	23-8
1980-81	Western Kentucky	12-2	21-8
1981-82	Murray State	13-3	20-8
	Western Kentucky	13-3	19-10
1982-83	Murray State	11-3	21-8
1983-84	Morehead State	12-2	25-6
1984-85	Tennessee Tech	11-3	19-9
1985-86	Akron	10-4	22-8
	Middle Tennessee	10-4	23-11
1986-87	Middle Tennessee	11-3	22-7
1987-88	Murray State	13-1	22-9
1988-89	Middle Tennessee	10-2	23-8
	Murray State	10-2	19-11
1989-90	Murray State	10-2	21-9
1990-91	Murray State	10-2	24-9
1991-92	Murray State	11-3	17-13
1992-93	Tennessee State	13-3	19-10
1993-94	Murray State	15-1	19-10
1994-95	Murray State	11-5	23-6
	Tennessee State	11-5	21-9
1995-96	Murray State	12-4	19-10
1996-97	Murray State	12-6	2-10
	Austin Peay	12-6	17-14

<u>YEAR</u>	<u>SCHOOL</u>	<u>OVC</u>	<u>OVERALL</u>
1997-98	Murray State	16-2	29-4
1998-99	Murray State	16-2	27-6
1999-00	Southeast Missouri	14-4	24-7
	Murray State	14-4	23-9
2000-01	Tennessee Tech	13-3	20-9
2001-02	Tennessee Tech	15-1	27-7
2002-03	Austin Peay	13-3	23-8
	Morehead State	13-3	20-9
2003-04	Austin Peay	16-0	22-10
2004-05	Tennessee Tech	12-4	18-11
2005-06	Murray State	17-3	24-7
2006-07	Austin Peay	16-4	21-12
2007-08	Austin Peay	16-4	24-11
2008-09	UT Martin	14-4	22-10
2009-10	Murray State	17-1	31-5

CHAMPIONSHIPS BREAKDOWN

<u>School</u>	<u># of Titles</u>	<u>Last Title</u>
Murray State	21	2009-10
Western Kentucky*	19	1981-82
Morehead State	9	2002-03
Austin Peay	8	2007-08
Tennessee Tech	7	2004-05
Eastern Kentucky	6	1978-79
Middle Tennessee State*	5	1988-89
East Tennessee State*	2	1977-78
Tennessee State	2	1994-95
Akron*	1	1985-86
Southeast Missouri State	1	1999-00
UT Martin	1	2008-09

Current OVC Members in Bold

* No longer a OVC basketball-playing member institution



OVC Commissioner Beth DeBauche presents Murray State head coach Billy Kennedy and the Racers its 2009-10 OVC Regular Season Championship.

OVC PLAYERS OF THE YEAR

<u>YEAR</u>	<u>NAME</u>	<u>SCHOOL</u>	<u>YEAR</u>	<u>NAME</u>	<u>SCHOOL</u>
1962-63	Harold Sergeant	Morehead State	1985-86	Marcel Boyce	Akron
1963-64	Jim Jennings	Murray State	1986-87	Bob McCann	Morehead State
1964-65	Clem Haskins	Western Kentucky	1987-88	Jeff Martin	Murray State
1965-66	Clem Haskins	Western Kentucky	1988-89	Jeff Martin	Murray State
1966-67	Clem Haskins	Western Kentucky	1989-90	Popeye Jones	Murray State
1967-68	Wayne Chapman	Western Kentucky	1990-91	Popeye Jones	Murray State
	Harley Swift	East Tennessee State	1991-92	Brett Roberts	Morehead State
1968-69	Claude Virden	Murray State	1992-93	Carlos Rogers	Tennessee State
1969-70	Jim McDaniels	Western Kentucky	1993-94	Carlos Rogers	Tennessee State
1970-71	Jim McDaniels	Western Kentucky	1994-95	Marcus Brown	Murray State
1971-72	Les Taylor	Murray State	1995-96	Marcus Brown	Murray State
1972-73	Les Taylor	Murray State	1996-97	Bubba Wells	Austin Peay
1973-74	James Williams	Austin Peay	1997-98	De'Teri Mayes	Murray State
1974-75	George Sorrell	Middle Tennessee	1998-99	Bud Eley	Southeast Missouri
1975-76	Tim Sisneros	Middle Tennessee	1999-00	Aubrey Reese	Murray State
	Johnny Britt	Western Kentucky	2000-01	Trenton Hassell	Austin Peay
1976-77	Otis Howard	Austin Peay	2001-02	Henry Domercant	Eastern Illinois
1977-78	Otis Howard	Austin Peay	2002-03	Ricky Minard	Morehead State
1978-79	James Tillman	Eastern Kentucky	2003-04	Cuthbert Victor	Murray State
1979-80	Gary Hooker	Murray State	2004-05	Willie Jenkins	Tennessee Tech
1980-81	Jerry Beck	Middle Tennessee	2005-06	J. Robert Merritt	Samford
1981-82	Jerry Beck	Middle Tennessee	2006-07	Drake Reed	Austin Peay
1982-83	Glen Green	Murray State	2007-08	Lester Hudson	UT Martin
	Joe Jakubick	Akron	2008-09	Lester Hudson	UT Martin
1983-84	Joe Jakubick	Akron	2009-10	Kenneth Faried	Morehead State
1984-85	Stephen Kite	Tennessee Tech			

OVC FRESHMAN OF THE YEAR

<u>YEAR</u>	<u>NAME</u>	<u>SCHOOL</u>	<u>YEAR</u>	<u>NAME</u>	<u>SCHOOL</u>
1990-91	John Allen	Eastern Kentucky	2001-02	Derek Winans	Southeast Missouri
1991-92	Rick Yudt	Austin Peay	2002-03	Matt Witt	Eastern Kentucky
1993-94	Monty Wilson	Tennessee State	2003-04	Bruce Price	Tennessee State
1994-95	Bubba Wells	Austin Peay	2004-05	George Tand	Eastern Illinois
1995-96	Joe Sibbitt	Austin Peay	2005-06	Mike Robinso	Eastern Illinois
1996-97	Jason Johnson	Tennessee State	2006-07	Romain Martin	Eastern Illinois
1997-98	Kevin Samuel	Tennessee State		Adam Leonard	Eastern Kentucky
1998-99	Erik Brown	Morehead State	2007-08	Marquis Weddle	UT Martin
1999-00	Okechi Egbe	UT Martin	2008-09	Ivan Aska	Murray State
2000-01	Ricky Minard	Morehead State	2009-10	Isaiah Canaan	Murray State

OVC NEWCOMER OF THE YEAR

<u>YEAR</u>	<u>NAME</u>	<u>SCHOOL</u>	<u>YEAR</u>	<u>NAME</u>	<u>SCHOOL</u>
1992-93	Carlos Rogers	Tennessee State	1999-00	Larrie Smith	Tennessee Tech
1993-94	Carlos Floyd	Tennessee Tech	2000-01	Brian Foster	UT Martin
1994-95	Michael Hart	UT Martin	2001-02	Damien Kinloch	Tennessee Tech
1995-96	Bud Eley	Southeast Missouri	2002-03	Earl Bullock	UT Martin
1996-97	De'Teri Mayes	Murray State	2003-04	Willie Jenkins	Tennessee Tech
1997-98	Isaac Spencer	Austin Peay			
1998-99	Trenton Hassell	Austin Peay			

Note: Award was discontinued after the 2004 season.

OVC DEFENSIVE PLAYER OF THE YEAR

<u>YEAR</u>	<u>NAME</u>	<u>SCHOOL</u>
2008-09	Kenneth Faried	Morehead State
2009-10	Kenneth Faried	Morehead State

OVC COACHES OF THE YEAR

<u>YEAR</u>	<u>NAME</u>	<u>SCHOOL</u>
1961-62	E.A Diddle	Western Kentucky
1962-63	John Oldham	Tennessee Tech
1963-64	Cal Luther	Murray State
1964-65	Jim Baechtold	Eastern Kentucky
1965-66	John Oldham	Western Kentucky
1966-67	George Fisher	Austin Peay
1967-68	Madison Brock	East Tennessee
1968-69	Cal Luther	Murray State
1969-70	John Oldham	Western Kentucky
1970-71	John Oldham	Western Kentucky
1971-72	Guy Strong	Eastern Kentucky
1972-73	Lake Kelly	Austin Peay
1973-74	Jimmy Earle	Middle Tennessee
1975-76	Jim Richards	Western Kentucky
	Jack Schalow	Morehead State
1976-77	Fred Overton	Murray State
	Jimmy Earle	Middle Tennessee
1977-78	Sonny Smith	East Tennessee
1978-79	Ed Byhre	Eastern Kentucky
1979-80	Ron Greene	Murray State
1980-81	Clem Haskines	Western Kentucky
1981-82	Tom Deaton	Tennessee Tech
	Wayne Martin	Morehead State
1982-83	Ron Greene	Murray State
1983-84	Wayne Martin	Morehead State
1984-85	Tom Deaton	Tennessee Tech
1985-86	Bob Huggins	Akron
1986-87	Max Good	Eastern Kentucky
1987-88	Steve Newton	Murray State
1988-89	Bruce Stewart	Middle Tennessee
1989-90	Steve Newton	Murray State
1990-91	Dave Loos	Austin Peay
1991-92	Scott Edgar	Murray State
1992-93	Frankie Allen	Tennessee State
1993-94	Scott Edgar	Murray State
1994-95	Frankie Allen	Tennessee State
	Dick Fick	Morehead State
1995-96	Cal Luther	UT Martin
1996-97	Dave Loos	Austin Peay
1997-98	Mark Gottfried	Murray State
1998-99	Tevester Anderson	Murray State
	Gary Garner	Southeast Missouri
1999-00	Jeff Lebo	Tennessee Tech
2000-01	Jeff Lebo	Tennessee Tech
2001-02	Jeff Lebo	Tennessee Tech
2002-03	Dave Loos	Austin Peay
2003-04	Dave Loos	Austin Peay
2004-05	Mike Sutton	Tennessee Tech
2005-06	Mick Cronin	Murray State
2006-07	Dave Loos	Austin Peay
2007-08	Donnie Tyndall	Morehead State
2008-09	Bret Campbell	UT Martin
2009-10	Billy Kennedy	Murray State



Lake Kelly was named OVC Coach of the Year in 1972-73 after leading Austin Peay to a 22-7 overall and 11-3 OVC mark and berth in the NCAA Tournament. Kelly served as Governors coach from 1971-77 and then again from 1985-90. he compiled a record of 189-122 in his 11 seasons. The Flemingsburg, Ky. native was also an assistant coach at fellow OVC school Morehead State. Kelly died at the age of 75 in March 2009.



Cal Luther served as head coach at both Murray State (1958-74) and UT Martin (1992-99) during his coaching tenure. In total he compiled a record of 319-283 (.530), making him the second winningiest coach in OVC history.

MEN'S BASKETBALL ALL-CONFERENCE TEAMS

1948-49

John Oldham, Western Kentucky
Bob Lavoy, Western Kentucky
Jack Coleman, Louisville
Glenn Combs, Louisville
Kenny Reeves, Louisville
Chuck Mrazovich, Eastern Kentucky
Paul Hicks, Eastern Kentucky
Sonny Allen, Morehead State
Bill Toothman, Marshall
Joe Hafele, Evansville

1949-50

Chuck Mrazovich, Eastern Kentucky
Paul Hicks, Eastern Kentucky
Bob Lavoy, Western Kentucky
Johnny Givens, Western Kentucky
Bill Martin, Morehead State
Sonny Allen, Morehead State
Harold Loughary, Murray State
Charley Snow, Murray State
Joe Hafele, Evansville
Don Brown, Marshall

1950-51

Jim Baechtold, Eastern Kentucky
Garrett Beshear, Murray State
Bennie Purcell, Murray State
Gene Garrett, Murray State
Rip Gish, Western Kentucky
Bob Barnett, Evansville
Harry Axford, Evansville
Jack Baker, Morehead State
Don Miller, Morehead State

1951-52

Tom Marshall, Western Kentucky
Art Spoelstra, Western Kentucky
Dick White, Western Kentucky
Bennie Purcell, Murray State
Garrett Beshear, Murray State
Jim Baechtold, Eastern Kentucky
Walt Walowac, Marshall
Jim Lamb, Marshall
Elza Whalen, Morehead State
Flavious Smith, Tennessee Tech
Roscoe Bivin, Evansville
Gene Rhodes, Western Kentucky

1952-53

Tom Marshall, Western Kentucky
Art Spoelstra, Western Kentucky
Bill Bales, Eastern Kentucky
Elmer Tolson, Eastern Kentucky
Garrett Beshear, Murray State
Rich Gott, Murray State
Lindle Castle, Morehead State
Elza Whalen, Morehead State
Ken Trickey, Middle Tennessee
Paul Hughes, Tennessee Tech

1953-54

Tom Marshall, Western Kentucky
Art Spoelstra, Western Kentucky
Lynn Cole, Western Kentucky
Jack Turner, Western Kentucky
Tom Holbrook, Eastern Kentucky
Jack Adams, Eastern Kentucky
Ken Trickey, Middle Tennessee
Sam Smith, Middle Tennessee
Dan Swartz, Morehead State
Howie Crittenden, Murray State

1954-55

Jack Adams, Eastern Kentucky
Ronnie Pellegrinon, Eastern Kentucky
Dick Culberston, Eastern Kentucky
Howie Crittenden, Murray State
Dan Swartz, Morehead State
Ralph Crosthwaite, Western Kentucky
Forest Able, Western Kentucky
Steve Hamilton, Morehead State
Kenny Sidwell, Tennessee Tech
Doug Shrader, Middle Tennessee

1955-56

No Teams Selected

1956-57

First Team

Ralph Crosthwaite, Western Kentucky
Steve Hamilton, Morehead State
Owen Lawson, Western Kentucky
Quitman Sullins, Murray State
Harlan Tolle, Morehead State

Second Team

Jerry Hurst, Middle Tennessee
Dave Keleher, Morehead State
Kenny Sidwell, Tennessee Tech
Gerald Tabor, Murray State
Larry Wood, Eastern Kentucky

1957-58

Steve Hamilton, Morehead State
Herbie Merritt, Tennessee Tech
Ralph Crosthwaite, Western Kentucky
Bob Williamson, Middle Tennessee
Kenny Sidwell, Tennessee Tech
Dale Moore, Eastern Kentucky
Terry Darnall, Murray State
Quitman Sullins, Murray State
Owen Lawson, Western Kentucky
Larry Wood, Eastern Kentucky

1958-59

Larry Wood, Eastern Kentucky
Dale Moore, Eastern Kentucky
Jimmy Hagan, Tennessee Tech
Ralph Crosthwaite, Western Kentucky
Tom Chilton, East Tennessee
Thornton Hill, Morehead State
Terry Darnall, Murray State
Herbie Triplett, Morehead State
Al Ellison, Western Kentucky
Jackie Pearson, Tennessee Tech

1959-60

Tom Chilton, East Tennessee
Charlie Osborne, Western Kentucky
Jimmy Hagan, Tennessee Tech
Carl Cole, Eastern Kentucky
Herbie Triplett, Morehead State
Bob Burden, Middle Tennessee
Gene Herndon, Murray State
Bob Rascoe, Western Kentucky
Mike O'Riordan, Murray State
Al Ellison, Western Kentucky
Don Parsons, Western Kentucky
Jarrell Graham, Murray State

1960-61

Tom Chilton, Eastern Kentucky
Granville Williams, Morehead State
Carl Cole, Eastern Kentucky
Charlie Osborn, Western Kentucky
Bobby Rascoe, Western Kentucky
Henderson Thompson, Morehead State
Ed Noe, Morehead State
Gene Herndon, Murray State
Larry Bale, Murray State
Harry Todd, Western Kentucky

1961-62

Bobby Rascoe, Western Kentucky
Granville Williams, Morehead State
Jim Jennings, Murray State
Tom McKinney, Tennessee Tech
Harry Todd, Western Kentucky
Ed Noe, Morehead State
Jim Werk, Eastern Kentucky
Willie Malone, East Tennessee
Larry Parks, Eastern Kentucky
Darel Carrier, Western Kentucky

1962-63

Harold Sergeant, Morehead State
Norm Pokley, Morehead State
Jim Jennings, Murray State
Mal Roberts, East Tennessee
Tom Rychner, East Tennessee

Ron Pickett, Eastern Kentucky
Darel Carrier, Western Kentucky
Al Varnas, Murray State
Willie Malone, East Tennessee
Larry Stewart, Middle Tennessee
Roy Ware, Morehead State

1963-64

Jim Jennings, Murray State
Harold Sergeant, Morehead State
Bobby Young, Tennessee Tech
Darel Carrier, Western Kentucky
Henry Akin, Morehead State
Doug Stamper, Austin Peay
Eddie Bodkin, Eastern Kentucky
Larry Stewart, Middle Tennessee
Stewart Johnson, Murray State
Houston Frazier, East Tennessee

1964-65

Eddie Bodkin, Eastern Kentucky
Clem Haskins, Western Kentucky
Stewart Johnson, Murray State
Lee Lemos, Eastern Kentucky
Harold Sergeant, Morehead State
John Namciu, Murray State
Tommy Woods, East Tennessee
Dwight Smith, Western Kentucky
Henry Akin, Morehead State
Charles Wood, Tennessee Tech

1965-66

Clem Haskins, Western Kentucky
Eddie Bodkin, Eastern Kentucky
Ron Filipek, Tennessee Tech
Herb McPherson, Murray State
Dwight Smith, Western Kentucky
Tommy Woods, East Tennessee
Henry Jordan, Tennessee Tech
Steve Cunningham, Western Kentucky
Greg Smith, Western Kentucky
Bill Walton, Eastern Kentucky

1966-67

Clem Haskins, Western Kentucky
Ron Filipek, Tennessee Tech
Dwight Smith, Western Kentucky
Dick Cunningham, Murray State
Herb McPherson, Murray State
Bobby Washington, Eastern Kentucky
Wayne Chapman, Western Kentucky
Jim Sandfoss, Morehead State
Greg Smith, Western Kentucky
Harley Swift, Eastern Tennessee

1967-68

Willie Brown, Middle Tennessee
Wayne Chapman, Western Kentucky
Jerry Conley, Morehead State
Dick Cunningham, Murray State
Lamar Green, Morehead State
Ernie Sims, East Tennessee
Garfield Smith, Eastern Kentucky
Harley Swift, East Tennessee
Bobby Washington, Eastern Kentucky
Howard Wright, Austin Peay

1968-69

Hector Blondet, Murray State
Willie Brown, Middle Tennessee
Jerry Conley, Morehead State
Lamar Green, Morehead State
Mike Kretzer, East Tennessee
Jim McDaniels, Western Kentucky
Harley Swift, East Tennessee
Claude Virden, Murray State
Bobby Washington, Eastern Kentucky
Howard Wright, Austin Peay

1969-70

Jim Day, Morehead State
Mike Kretzer, East Tennessee
Jim McDaniels, Western Kentucky
Jerome Perry, Western Kentucky
Ken Riley, Middle Tennessee

Jim Rose, Western Kentucky
Claude Virden, Murray State
Willie Woods, Eastern Kentucky
Howard Wright, Austin Peay
Jimmy Young, Murray State

1970-71

George Bryant, Eastern Kentucky
Jim Day, Morehead State
Jerry Dunn, Western Kentucky
Jim McDaniels, Western Kentucky
Larry Noble, Austin Peay
Wayne Pack, Tennessee Tech
Ken Riley, Middle Tennessee
Jim Rose, Western Kentucky
Les Taylor, Murray State
Jimmy Young, Murray State

1971-72

George Bryant, Eastern Kentucky
Leonard Coulter, Morehead State
Jerry Dunn, Western Kentucky
Howard Jackson, Austin Peay
Al Lewis, Tennessee Tech
Charles Mitchell, Eastern Kentucky
Rich Stone, Tennessee Tech
Herman Sykes, Middle Tennessee
Les Taylor, Murray State
Howard Wallen, Morehead State

1972-73

Eddie Childress, Austin Peay
Mike Coleman, Murray State
Leonard Coulter, Morehead State
Howard Jackson, Austin Peay
Eugene Lyons, Morehead State
Charles Mitchell, Eastern Kentucky
Wayne Pack, Tennessee Tech
Jimmy Powell, Middle Tennessee
Les Taylor, Murray State
James "Fly" Williams, Austin Peay

1973-74

Ken Allison, Western Kentucky
Johnny Britt, Western Kentucky
Carl Brown, Eastern Kentucky
Mike Coleman, Murray State
Leonard Coulter, Morehead State
Frank Jones, Tennessee Tech
Eugene Lyons, Morehead State
Danny Odums, Austin Peay
Jimmy Powell, Middle Tennessee
James "Fly" Williams, Austin Peay

1974-75

Johnny Britt, Western Kentucky
Charlie Fishback, Austin Peay
Percy Howard, Austin Peay
Arch Johnson, Morehead State
Frank Jones, Tennessee Tech
Jimmy Martin, Middle Tennessee
Mike Odemns, Western Kentucky
Steve Peeler, Middle Tennessee
George Sorrell, Middle Tennessee
Jesse Williams, Murray State

1975-76

Johnny Britt, Western Kentucky
Tim Sisneros, Middle Tennessee
Jesse Williams, Murray State
Frank Jones, Tennessee Tech
Ted Hundley, Morehead State
Tom Schmidt, Tennessee Tech
Otis Howard, Austin Peay
Carl Brown, Eastern Kentucky
Wilson James, Western Kentucky
Charlie Fishback, Austin Peay

1976-77

Otis Howard, Austin Peay
Herbie Stamper, Morehead State
Calvin Garrett, Austin Peay
Dave Bootcheck, Eastern Kentucky
Ted Hundley, Morehead State
Mike Muff, Murray State

Bob Martin, Middle Tennessee
Greg Joyner, Middle Tennessee
Bob Brown, East Tennessee
Grover Woolard, Murray State
Aaron Bryant, Western Kentucky

1977-78

Otis Howard, Austin Peay
Mike Muff, Murray State
Herbie Stamper, Morehead State
Claude Taylor, Middle Tennessee
Greg Joyner, Middle Tennessee
James Johnson, Western Kentucky
Lovell Joiner, Eastern Kentucky
Bobby Porter, Tennessee Tech
Darryl Turner, Western Kentucky
Scott Place, East Tennessee

1978-79

James Tillman, Eastern Kentucky
Greg Joyner, Middle Tennessee
Herbie Stamper, Morehead State
Bruce Jones, Eastern Kentucky
Greg Jackson, Western Kentucky
John Randall, Murray State
Brian Troupe, Tennessee Tech
Alfred Barney, Austin Peay
Charlie Clay, Morehead State
Trey Trumbo, Western Kentucky
Kenny Hammonds, Murray State
Kenny Elliott, Eastern Kentucky

1979-80

Jerry Beck, Middle Tennessee
Billy Bryant, Western Kentucky
Charlie Clay, Morehead State
Gary Hooker, Murray State
Roosevelt Sanders, Austin Peay
Mont Sleet, Murray State
James Tillman, Eastern Kentucky
Craig McCormick, Western Kentucky
Leroy Coleman, Middle Tennessee
Bruce Jones, Eastern Kentucky

1980-81

First Team

Jerry Beck, Middle Tennessee
Lamont Sleet, Murray State
Andrew Burton, Austin Peay
Craig McCormick, Western Kentucky
Tommy Baker, Eastern Kentucky

Second Team

Rick Campbell, Middle Tennessee
Tony Wilson, Western Kentucky
Roosevelt Sanders, Austin Peay
Wendell Bates, Akron
Kenney Hammonds, Murray State

All-Freshman Team

Joe Jakubick, Akron
Brian Stewart, Murray State
Jeff Tipton, Morehead State
Bob Jones, Western Kentucky
Alvin Ingle, Austin Peay

1981-82

First Team

Jerry Beck, Middle Tennessee
Craig McCormick, Western Kentucky
Ricky Hood, Murray State
Joe Jakubick, Akron
Glen Green, Murray State

Second Team

Lenny Manning, Austin Peay
Guy Minnifield, Morehead State
Bobby Jones, Western Kentucky
Rick Campbell, Middle Tennessee
Pete Abuls, Tennessee Tech
All-Freshman Team
Pat Day, Austin Peay
Carlton Clarington, Tennessee Tech
Lonnie Boone, Tennessee Tech
Troy Williams, Youngstown State
Fred Emerson, Eastern Kentucky

1982-83

First Team

Glen Green, Murray State
Joe Jakubick, Akron
Steve Taylor, Tennessee Tech
Lenny Manning, Austin Peay
Ricky Hood, Murray State

Second Team

Lamont Sleet, Murray State
Earl Harrison, Morehead State
Guy Minnifield, Morehead State
Jim Chambers, Eastern Kentucky
Stephen Kite, Tennessee Tech
All-Freshman Team
Stephen Kite, Tennessee Tech
Raleigh Choice, Middle Tennessee
LaRae Davis, Middle Tennessee
John DeCamillis, Eastern Kentucky
Lonnie West, Austin Peay

1983-84

First Team

Joe Jakubick, Akron
Stephen Kite, Tennessee Tech
Lenny Manning, Austin Peay
Earl Harrison, Morehead State
Lamont Sleet, Murray State
Second Team
Craig Talley, Murray State
Antonio Parris, Eastern Kentucky
Jeff Tipton, Morehead State
Ray Robinson, Youngstown State
Bruce Timko, Youngstown State
All-Freshman Team
Antonio Parris, Eastern Kentucky
Willie Holland, Murray State
Russell Brown, Akron
Pate Clements, Morehead
James Henry, Tennessee Tech

1984-85

First Team

Stephen Kite, Tennessee Tech
Bob McCann, Middle Tennessee
Kim Cooksey, Middle Tennessee
John Keshock, Youngstown State
Bryan Roth, Akron

Second Team

Vada Martin, Murray State
Carlton Clarington, Tennessee Tech
Robert Biggers, Austin Peay
Craig Talley, Murray State
Jimmy Elliott, Tennessee Tech
Kenny Wilson, Eastern Kentucky
All-Freshman Team
Kerry Hammonds, Middle Tennessee
Bobby Collins, Eastern Kentucky
Roland Chadwick, Morehead State
Talbert Turner, Morehead State
Neal Murray, Middle Tennessee

1985-86

First Team

Marcel Boyce, Akron
Stephen Kite, Tennessee Tech
Bob McCann, Morehead State
Chuck Glass, Murray State
Kim Cooksey, Middle Tennessee
Second Team
Gerald Gray, Austin Peay
Lawrence Mitchell, Austin Peay
Andrew Tunstill, Middle Tennessee
Lewis Spence, Eastern Kentucky
Garry Robbins, Youngstown State
All-Freshman Team
Anthony Avery, Tennessee Tech
Lee Campbell, Middle Tennessee
Jeff Martin, Murray State
Don Mann, Murray State
Randolph Taylor, Eastern Kentucky

1986-87

First Team

Bob McCann, Morehead State
Marcel Boyce, Akron
Lawrence Mitchell, Austin Peay
Jeff Martin, Murray State

Duane Washington, Middle Tennessee
Tilman Beverly, Youngstown State

Second Team

Antonio Parris, Eastern Kentucky
Jeff McGill, Eastern Kentucky
Darryl Bedford, Austin Peay
Dwayne Rainey, Middle Tennessee
Don Mann, Murray State
All-Freshman Team
Earl Wise, Tennessee Tech
Tony Curry, Morehead State
Jeff Arms, Tennessee Tech
Andy Walker, Tennessee Tech
Myron DeVoe, Austin Peay

1987-88

First Team

Jeff Martin, Murray State
Anthony Mason, Tennessee State
Don Mann, Murray State
Jeff McGill, Eastern Kentucky
Chris Rainey, Middle Tennessee
Second Team
Barry Sumpster, Austin Peay
Earl Wise, Tennessee Tech
Andre Harris, Austin Peay
Randy Henry, Middle Tennessee
Ty Baynham, Middle Tennessee

All-Freshman Team

Leslie Gregory, Middle Tennessee
Tim Jackson, Youngstown State
Jerome Rodgers, Tennessee Tech
Paul King, Murray State
Nico Childs, Tennessee State

1988-89

First Team

Jeff Martin, Murray State
Randy Henry, Middle Tennessee
Chris Rainey, Middle Tennessee
Keith Rawls, Austin Peay
Don Mann, Murray State

Second Team

Kerry Hammonds, Middle Tennessee
Earl Wise, Tennessee Tech
Darrin Hale, Morehead State
Robert Neely, Tennessee State
Anthony Avery, Tennessee Tech
All-Freshman Team
Brett Roberts, Morehead State
Mike Smith, Eastern Kentucky
Quincy Vance, Middle Tennessee
Kirk Greathouse, Eastern Kentucky
Malandrict Webb, Middle Tennessee

1989-90

First Team

Popeye Jones, Murray State
Earl Wise, Tennessee Tech
Chris Ogden, Murray State
Elbert Boyd, Morehead State
Kevin Wallace, Middle Tennessee
Second Team
Milos Babic, Tennessee Tech
Darryl Brooks, Tennessee State
Tommy Brown, Austin Peay
Paul King, Murray State
Donald Tivis, Austin Peay
All-Freshman Team
Frank Allen, Murray State
Robert Taylor, Middle Tennessee
Greg Franklin, Austin Peay
Mitch Cupples, Tennessee Tech
David Clark, Middle Tennessee

1990-91

First Team

Popeye Jones, Murray State
Tommy Brown, Austin Peay
Warren Kidd, Middle Tennessee
Rod Mitchell, Morehead State
Greg Coble, Murray State
Second Team
Aric Sinclair, Eastern Kentucky
Van Usher, Tennessee Tech
Frank Allen, Murray State
LaMonte Ware, Austin Peay

Donald Tivis, Austin Peay
Paul King, Murray State
All-Freshman Team
John Allen, Eastern Kentucky
Geoff Herman, Austin Peay
Robert West, Tennessee Tech
Jeff Clifton, Middle Tennessee
Bruce Oglesby, Tennessee Tech

1991-92

First Team

Brett Roberts, Morehead State
Popeye Jones, Murray State
Frank Allen, Murray State
John Best, Tennessee Tech
Van Usher, Tennessee Tech

Second Team

Warren Kidd, Middle Tennessee
Robert Taylor, Middle Tennessee
Mike Smith, Eastern Kentucky
Doug Bentz, Morehead State
Greg Franklin, Austin Peay
All-Freshman Team
Rick Yudd, Austin Peay
Tim Horton, Tennessee State
Jesse Nayadley, Tennessee Tech
Jerry Freshwater, Southeast Missouri
Eric Mitchell, Tennessee Tech

1992-93

First Team

Carlos Rogers, Tennessee State
John Best, Tennessee Tech
Warren Kidd, Middle Tennessee
Doug Bentz, Morehead State
Devon Lake, Southeast Missouri

Second Team

Frank Allen, Murray State
John Allen, Eastern Kentucky
Tim Horton, Tennessee State
Robert Taylor, Middle Tennessee
Tim Britt, UT Martin
All-Newcomer Team
Carlos Rogers, Tennessee State
Monty Wilson, Tennessee State
DeWayne Powell, UT Martin
Luther Bonds, Southeast Missouri
John Brannen, Morehead State
Antwan Hoard, Murray State
Marty Cline, Morehead State
Brad Divine, Eastern Kentucky

1993-94

First Team

Carlos Rogers, Tennessee State
Marcus Brown, Murray State
Milton Dean, Middle Tennessee
Tyrone Beck, Austin Peay
John Allen, Eastern Kentucky
Arlando Johnson, Eastern Kentucky

Second Team

Cedric Gumm, Murray State
Maurice Houston, Tennessee Tech
DeWayne Powell, UT Martin
Curtis Shelton, Southeast Missouri
Johnnie Williams, Morehead State
Tim Horton, Tennessee State
All-Newcomer Team
Carlos Floyd, Tennessee Tech
Tyrone Boardley, Morehead State
Bubba Wells, Austin Peay
Marcus Jones, Murray State
Lorenzo Coleman, Tennessee Tech
Jermall Morgan, Southeast Missouri
Merton Stewart, Eastern Kentucky

1994-95

First Team

Marcus Brown, Murray State
Bubba Wells, Austin Peay
Tim Horton, Tennessee State
Tyrone Boardley, Morehead State
Monty Wilson, Tennessee State
Second Team
Arlando Johnson, Eastern Kentucky
Vincent Rainey, Murray State
Lorenzo Coleman, Tennessee Tech

DeWayne Powell, UT Martin
Michael Hart, UT Martin
All-Newcomer Team
Michael Hart, UT Martin
Mark Kinnaird, Morehead State
Calvin Morris, Tennessee State
David Washington, Middle Tennessee
Curtis Fincher, Eastern Kentucky
Chris Turner, Tennessee Tech
Greg Anderson, Murray State
Jerome Days, Southeast Missouri

1995-96

First Team

Marcus Brown, Murray State
Bubba Wells, Austin Peay
Michael Hart, UT Martin
Vincent Rainey, Murray State
Monty Wilson, Tennessee State

Second Team

DeMarkus Doss, Eastern Kentucky
Bud Eley, Southeast Missouri
Jermaine Savage, Austin Peay
DeWayne Powell, UT Martin
Curtis Fincher, Eastern Kentucky
Nod Carter, Middle Tennessee
All-Newcomer Team
Bud Eley, Southeast Missouri
Nod Carter, Middle Tennessee
Aylton Tesch, Middle Tennessee
Stanley Caldwell, Tennessee State
Jason Johnson, Tennessee State
Art Quarterman, Tennessee Tech
Carlos Bess, Eastern Kentucky
Doug Wyciskalla, Morehead State

1996-97

First Team

Bubba Wells, Austin Peay
Vincent Rainey, Murray State
Nod Carter, Middle Tennessee
Bud Eley, Southeast Missouri
De'Teri Mayes, Murray State
Lorenzo Coleman, Tennessee Tech

Second Team

Rick Kaye, Eastern Illinois
Jason Johnson, Tennessee State
Reggie Crenshaw, Austin Peay
Chad Townsend, Murray State
Roni Bailey, Middle Tennessee
Kareem Gilbert, Tennessee State
All-Newcomer Team
De'Teri Mayes, Murray State
Chad Townsend, Murray State
Daniel Sutton, Eastern Kentucky
Calvert White, Southeast Missouri
Kareem Gilbert, Tennessee State
Kevin Samuel, Tennessee State
Marc Polite, Eastern Illinois
Keith Samuel, Tennessee State

1997-98

First Team

De'Teri Mayes, Murray State
Rick Kaye, Eastern Illinois
Aylton Tesch, Middle Tennessee
Chad Townsend, Murray State
Ryan DeMichael, UT Martin

Second Team

Isaac Spencer, Murray State
Cory Johnson, Southeast Missouri
Jerome Jackson, Austin Peay
Jason Johnson, Tennessee State
Mark Williams, Eastern Kentucky
All-Newcomer Team
Isaac Spencer, Murray State
Cory Johnson, Southeast Missouri
Jerome Jackson, Austin Peay
Jamie Roberts, Tennessee State
Mark Williams, Eastern Kentucky
Jack Owens, Eastern Illinois
Alex Franco, Tennessee Tech
James Stewart, Austin Peay
Rod Murray, Murray State

1998-99

First Team

Bud Eley, Southeast Missouri
Isaac Spencer, Murray State
Trenton Hassell, Austin Peay
Erik Brown, Morehead State
Aubrey Reese, Murray State

Second Team

Ryan DeMichael, UT Martin
Jamie Roberts, Tennessee State
Josh Heard, Tennessee Tech
Rod Murray, Murray State
Corey Hemphill, Tennessee Tech

All-Newcomer Team

Trenton Hassell, Austin Peay
Erik Brown, Morehead State
Josh Heard, Tennessee Tech
Corey Hemphill, Tennessee Tech
Roderick Johnson, Southeast Missouri
Whitney Robinson, Eastern Kentucky
Corey Williams, Tennessee State
Cedrick Wallace, Middle Tennessee
Nick Stapleton, Austin Peay

1999-2000

First Team

Aubrey Reese, Murray State
Isaac Spencer, Murray State
Trenton Hassell, Austin Peay
Kyle Hill, Eastern Illinois
Josh Heard, Tennessee Tech

Second Team

Roderick Johnson, Southeast Missouri
Larrie Smith, Tennessee Tech
Fernando Ortiz, Middle Tennessee
Corey Hemphill, Tennessee Tech
Nick Stapleton, Austin Peay

Third Team

Mike Branson, Southeast Missouri
Jamie Roberts, Tennessee State
Marc Polite, Eastern Illinois
Michael Stokes, Southeast Missouri
Joe Williams, Austin Peay

2000-01

First Team

Trenton Hassell, Austin Peay
Kyle Hill, Eastern Illinois
Isaac Spencer, Murray State
Larrie Smith, Tennessee Tech
Henry Domercant, Eastern Illinois

Second Team

Michael Stokes, Southeast Missouri
Jamie Roberts, Tennessee Tech
Joe Williams, Austin Peay
Nick Stapleton, Austin Peay
Brain Foster, UT Martin
Matt Britton, Eastern Illinois

Third Team

Ricky Minard, Morehead State
Leigh Gayden, Tennessee Tech
Justin Burdine, Murray State
Lavoris Jerry, Eastern Kentucky
Brent Jolly, Tennessee Tech
Kyle Umberger, Morehead State

2001-02

First Team

Henry Domercant, Eastern Illinois
Justin Burdine, Murray State
Ricky Minard, Morehead State
Damien Kinloch, Tennessee Tech
Nick Stapleton, Austin Peay

Second Team

Cameron Crisp, Tennessee Tech
Shawn Fields, Eastern Kentucky
Brian Foster, UT Martin
Garrett Richardson, Tennessee State
James Singleton, Murray State

Third Team

Kyle Umberger, Morehead State
Brent Jolly, Tennessee Tech
Kyle Rolston, Tennessee State
Jeremy Sargent, UT Martin
Marquis Sykes, Morehead State
Derek Winans, Southeast Missouri

2002-03

First Team

Henry Domercant, Eastern Illinois
Adrian Henning, Austin Peay
Damien Kinloch, Tennessee Tech
Ricky Minard, Morehead State
James Singleton, Murray State

Second Team

Cameron Crisp, Tennessee Tech
Shawn Fields, Eastern Kentucky
Josh Lewis, Austin Peay
Chez Marks, Morehead State
Cuthbert Victor, Murray State

Third Team

Earl Bullock, UT Martin
Anthony Davis, Austin Peay
Marquis Sykes, Morehead State
Joey Walker, UT Martin
Derek Winans, Southeast Missouri

2003-04

First Team

Cuthbert Victor, Murray State
Adrian Henning, Austin Peay
Ricky Minard, Morehead State
Willie Jenkins, Tennessee Tech
Josh Lewis, Austin Peay

Second Team

Matt Witt, Eastern Kentucky
Jon Bentley, Eastern Kentucky
Chez Marks, Morehead State
Chris Shumate, Murray State
Bruce Price, Tennessee State

Third Team

Phillip Ramelli, Samford
Anthony Davis, Austin Peay
Cameron Crisp, Tennessee Tech
Jared Newson, UT Martin
Trent Eager, Jacksonville State

2004-05

First Team

Willie Jenkins, Tennessee Tech
Dainmon Gonner, Southeast Missouri
Michael Haney, Eastern Kentucky
Trey Pearson, Murray State
J. Robert Merritt, Samford

Second Team

Anthony Davis, Austin Peay
Reggie Golson, Southeast Missouri
Josh Gomes, Eastern Illinois
Walker Russell, Jacksonville State
Chad McKnight, Morehead State

2005-06

First Team

J. Robert Merritt, Samford
Shawn Witherspoon, Murray State
Jared Newson, UT Martin
Zac Schlader, Austin Peay
Jason McLeish, Eastern Kentucky

Second Team

Walker Russell, Jacksonville State
Matt Witt, Eastern Kentucky
Clarence Matthews, Tennessee State
Maurice Hampton, Austin Peay
Kareem Grant, Tennessee State

Third Team

Roy Booker, Southeast Missouri
Milone Clark, Tennessee Tech
All-Newcomer
Courtney Bradley, Jacksonville State
Roy Booker, Southeast Missouri
Clarence Matthews, Tennessee State
Belton Rivers, Tennessee Tech
Shaun Williams, Morehead State

2006-07

First Team

Courtney Bradley, Jacksonville State
Anthony Fisher, Tennessee Tech
Randall Gulina, Samford
Drake Reed, Austin Peay
Belton Rivers, Tennessee Tech

Second Team

Bruce Carter, Murray State
Fernandez Lockett, Austin Peay
Clarence Matthews, Tennessee State

Amadi McKenzie, Tennessee Tech
Mike Rose, Eastern Kentucky
All-Newcomer
Bruce Carter, Murray State
Brandon Foust, Southeast Missouri
Adam Leonard, Eastern Kentucky
Romain Martin, Eastern Illinois
Gerald Robinson, UT Martin

2007-08

First Team

Lester Hudson, UT Martin
Drake Reed, Austin Peay
Bruce Carter, Murray State
Bruce Price, Tennessee State
Mike Rose, Eastern Kentucky

Second Team

Anthony Fisher, Tennessee Tech
Derek Wright, Austin Peay
Amadi McKenzie, Tennessee Tech
Travis Peterson, Samford
Gerald Robinson, UT Martin

All-Newcomer

Lester Hudson, UT Martin
Marquis Weddle, UT Martin
Gerald Robinson, Jr., Tennessee State
Kenneth Faried, Morehead State
Leon Buchanan, Morehead State

2008-09

First Team

Lester Hudson, UT Martin
Mike Rose, Eastern Kentucky
Drake Reed, Austin Peay
Leon Buchanan, Morehead State
Kenneth Faried, Morehead State

Second Team

Wes Channels, Austin Peay
Gerald Robinson, Jr., Tennessee State
Romain Martin, Eastern Illinois
Danero Thomas, Murray State
Daniel Northern, Tennessee Tech

All-Newcomer

Isacc Miles, Murray State
Delrico Lane, UT Martin
Parker Smith, Tennessee State
T.J. Marion, Eastern Illinois
Kevin Murphy, Tennessee Tech
Ivan Aska, Murray State

2009-10

First Team

Kenneth Faried, Morehead State
Wesley Channels, Austin Peay
Isacc Miles, Murray State
Tyler Laser, Eastern Illinois
B.J. Jenkins, Murray State

Second Team

Anthony Campbell, Austin Peay
Maze Stallworth, Morehead State
Danero Thomas, Murray State
Tony Easley, Murray State
Josh Taylor, Eastern Kentucky

All-Newcomer

B.J. Jenkins, Murray State
Isaiah Canaan, Murray State
Robert Covington, Tennessee State
James Hollowell, Eastern Illinois
Jacquan Nobles, Tennessee State

MEN'S BASKETBALL RECORD BOOK

Team – Game

Most Points (one team):	148 – Tennessee State vs. Fisk (1993-94)
Most Points in one half (one team):	83 – Morehead State vs. West Virginia State (1991-92)
Most Points (both teams):	251 – Morehead State (135) vs. West Virginia State (116) (1991-92)
Most Points by an Opponent:	134 – Western Kentucky vs. Middle Tennessee (1964-65)
Most Field Goals:	58 - Middle Tennessee vs. Tennessee Wesleyan (1988-89)
Most Field Goals Attempted:	121 – Murray State vs. Kentucky Wesleyan (1951-52)
Best Field Goal Percentage:	.784 – Western Kentucky vs. Dayton (1978-79)
Most 3-Pointers Made:	19 - Jacksonville State vs. Tennessee Temple (2007-08)
Most 3-Pointers Attempted:	50 – Morehead State vs. George Mason (1996-97)
Best 3-Point Percentage (minimum 7 per game):	.900 (9-10) – Tennessee Tech vs. Orgeon State (2005-06)
Most Free Throws Made:	53 – Morehead State vs. Cincinnati (1955-56)
Most Free Throws Attempted:	78 – Murray State vs. Evansville (1953-54)
Most Free Throws Made (both teams):	88 – Morehead State (53) vs. Cincinnati (35) (1955-56)
Most Free Throws Attempted (both teams):	123 – Morehead State (67) vs. Georgetown (56) (1952-53)
Best Free Throws Percentage:	1.000 (24-24) – Murray State vs. Austin Peay (1965-66)
Most Rebounds:	95 – Murray State vs. MacMurray (1966-67)
Most Personal Fouls:	40 – Murray State vs. Kentucky Wesleyan (1951-52)
Most Assists:	37 – Eastern Kentucky vs. Sewanee (1978-79); Middle Tennessee vs. Tennessee Wesleyan (1988-89)
	37 - UT Martin vs. Bethel (2002-03)
Most Blocked Shots:	14 – Southeast Missouri vs. Morehead State (1998-99); Murray State vs. Morehead State (2005-06)

Team – Season

Best Record, percentage (all games):	29-3 (.903) – Western Kentucky (1953-54)
Most Wins:	31 - Murray State (2009-10)
Most Losses:	27 – Southeast Missouri (2008-09)
Most Consecutive Wins:	21 – Western Kentucky (1953-54); Western Kentucky (1966-67)
Most Consecutive Losses:	21 – Tennessee State (2002-03)
Most Consecutive Home Wins:	67 – Western Kentucky (1949-55)
Most Consecutive Conference Wins:	25 - Western Kentucky (1965-67)
Most Consecutive Conference Losses:	26 - Southeast Missouri (2008-09)
Most Points:	2,862 – Murray State (1997-98)
Best Point Average:	95.9 – Morehead State (1955-56)
Most Field Goals Made:	1,160 – Middle Tennessee (1985-86)
Most Field Goals Attempted:	2,457 – Austin Peay (1956-57)
Best Field Goal Percentage:	52.8 (799-1513) – Western Kentucky (1981-82)
Most 3-Pointers Made:	327 - Eastern Kentucky (2009-10)
Most 3-Pointers Attempted:	897 - UT Martin (2007-08)
Best 3-Point Percentage (minimum 3.0 per game):	.449 (216-481) – Eastern Kentucky (1986-87)
Most Free Throws Made:	838 – Morehead State (1955-56)
Best Free Throw Percentage:	79.5 – Morehead State (1964-65)
Most Rebounds:	1,810 – Western Kentucky (1953-54)
Best Rebound Average:	64.8 – Middle Tennessee (1968-69)
Most Personal Fouls:	722 – Murray State (1953-54)
Most Assists:	673 – Middle Tennessee (1985-86)
Most Blocked Shots:	181 – Tennessee Tech (1994-95)

Individual - Game

Most Points:	55 – Clem Haskins, Western Kentucky (vs. Middle Tennessee, 1964-65); Tilman Bevely, Youngstown State (vs. Tennessee Tech, 1985-86)
Most Field Goals Made:	25 – Clem Haskins, Western Kentucky (vs. Middle Tennessee, 1964-65)
Most Field Goals Attempted:	46 – James "Fly" Williams, Austin Peay (vs. Tennessee Tech, 1972-73)
Best Field Goal Percentage:	1.000 (12-12) – William Holmes, Eastern Kentucky (vs. Chicago State, 1993-94)
Most 3-Pointers Made:	10 – Marc Polite, Eastern Illinois (vs. Arkansas State, 1999-00)
Most 3-Pointers Attempted:	19 – Cory Johnson, Southeast Missouri (vs. UT Martin, 1997-98); Doug Wyciskalla, Morehead State (vs. George Mason, 1996-97); Earl Bullock, UT Martin (vs. Middle Tennessee, 2002-03)
Best 3-Point Percentage (minimum 6 attempts):	1.000 (8-8) – James Singleton, Murray State (vs. Eastern Illinois, 2002-03)
Most Free Throws Made:	24 – Kenny Sidwell, Tennessee Tech (vs. Eastern Kentucky, 1954-55)
Most Free Throws Attempted:	32 – Buddy Howell, Tennessee Tech (vs. Murray State, 1953-54)
Best Free Throw Percentage (minimum 15 attempts):	1.000 (17-17) – Jim Sandfoss, Morehead State (vs. Marshall, 1966-67)
Most Consecutive Field Goals:	13 – Leonard Coulter, Morehead State (vs. Oglethorpe, 1966-67)
Most Consecutive Free Throws:	18 – Walker Russell, Jacksonville State (vs. Tennessee Tech, 2004-05)
Most Rebounds:	38 – Steve Hamilton, Morehead (vs. Florida State, 1956-57); Tommy Woods, East Tennessee (vs. Middle Tennessee, 1964-65)
Most Assists:	20 – James Johnson, Middle Tennessee (vs. Freed-Hardeman, 1985-86)
Most Blocked Shots:	13 – Ricky Tunstall, Youngstown State (vs. Middle Tennessee, 1982-83)

Quadruple-Double: Lester Hudson, UT Martin (vs. Central Baptist, Nov. 13, 2007)
25 points, 12 rebounds, 10 assists and 10 steals -- only Division I men's player to ever accomplish this feat

Individual – Season

Most Points:	880 - Lester Hudson, UT Martin (2008-09)
Best Point Average:	32.1 – Tom Chilton, East Tennessee (1960-61)
Most Field Goals Made:	360 – James “Fly” Williams, Austin Peay (1972-73)
Most Field Goals Attempted:	800 – James “Fly” Williams, Austin Peay (1972-73)
Best Field Goal Percentage:	70.0 – Warren Kidd, Middle Tennessee (1990-91)
Most 3-Pointers Made:	124 - Lester Hudson, UT Martin (2007-08)
Most 3-Pointers Attempted:	320 - Lester Hudson, UT Martin (2007-08)
Best 3-Point Percentage (minimum 1.5 per game):	506 (43-85) – Brad Divine, Eastern Kentucky (1992-93); 506 (87-170) - Jeff McGill, Eastern Kentucky (1986-87)
Most Free Throws Made:	265 – Tom Marshall, Western Kentucky (1953-54)
Most Free Throws Attempted:	359 – Tom Marshall, Western Kentucky (1953-54)
Best Free Throw Percentage:	93.1 – Brent Jolly, Tennessee Tech (2000-01)
Most Consecutive Free Throws Made:	46 – Glen Napier, Morehead State (1981-82)
Most Rebounds:	543 – Steve Hamilton, Morehead State (1956-57)
Best Rebound Average:	21.8 – Dick Cunningham, Murray State (1966-67)
Most Assists:	255 – Duane Washington, Middle Tennessee (1986-87)
Most Blocked Shots:	138 – Ricky Tunstall, Youngstown State (1982-83)

Individual – Career

Most Points (4 yrs.):	2,602 – Henry Domercant, Eastern Illinois (1999-03)
Most Points (3 yrs.):	2,238 – Jim McDaniels, Western Kentucky (1968-71)
Best Point Average:	28.5 – James “Fly” Williams, Austin Peay (1972-74)
Most Field Goals Made (4 yrs.):	973 – Joe Jakubick, Akron (1980-84)
Most Field Goals Made (3 yrs.):	935 – Jim McDaniels, Western Kentucky (1968-71)
Most Field Goals Attempted:	1,913 – Joe Jakubick, Akron (1980-84)
Best Field Goal Percentage:	664 (496-747) – Warren Kidd, Middle Tennessee (1990-93)
Most 3-Pointers Made:	319 – Joe Sibbitt, Austin Peay (1994-98)
Most 3-Pointers Attempted:	830 – Joe Sibbitt, Austin Peay (1994-98)
Best 3-Pt. Percentage (min. 150 made):	476 (190-399) – Jeff McGill, Eastern Kentucky (1986-88)
Most Free Throws Made:	731 – Howie Crittenden, Murray State (1952-56)
Most Free Throws Attempted:	1,041 – Howie Crittenden, Murray State (1952-56)
Best Free Throw Percentage:	.890 – Steve Barrett, Murray State (1971-74)
Most Rebounds:	1,675 – Steve Hamilton, Morehead State (1954-58)
Best Rebound Average:	18.2 – Dick Cunningham, Murray State (1965-68)
Most Assists:	699 – Bruce Jones, Eastern Kentucky (1977-81)
Most Blocked Shots:	439 – Lorenzo Coleman, Tennessee Tech (1993-97)

All-Time OVC Triple-Doubles

The OVC has seen three triples-doubles (one of which was a quadruple-double) over the last three seasons. Murray State's Isacc Miles recorded the ninth triple-double in league history on Feb. 24, 2009.

<u>Player, School</u>	<u>Opponent (Date)</u>	<u>Stat Line</u>	<u>Score</u>
William “Bud Eley”, Southeast Missouri	Morehead State (1/4/99)	24 pts., 14 reb., 10 blocks	W, 71-69
Trenton Hassell, Austin Peay	Morehead State (2/2/99)	19 pts., 13 reb., 10 asst.	W, 82-63
Trenton Hassell, Austin Peay	Tennessee State (2/26/00)	19 pts., 11 reb., 10 asst.	W, 73-62
Trenton Hassell, Austin Peay	UT Martin (2/22/01)	27 pts., 13 reb., 12 asst.	W, 90-74
Brandon Griffin, Southeast Missouri	Oakland City (12/13/03)	12 pts., 12 reb., 10 asst.	W, 79-67
Walker Russell, Jacksonville State	Eastern Kentucky (2/28/06)	21 pts., 11 reb., 11 asst.	W, 86-59
Lester Hudson, UT Martin	Central Baptist (11/13/07)	25 pts., 12 reb., 10 asst., 10 steals	W, 116-74
Lester Hudson, UT Martin	Southeast Missouri (2/16/08)	26 pts., 12 reb., 10 asst.	W, 98-85
Isacc Miles, Murray State	UT Martin (2/24/09)	13 pts., 10 reb., 11 asst.	W, 74-59



UT Martin's Lester Hudson became the first player in NCAA Division I history to record a quadruple-double on Nov. 13, 2007 when he had 25 points, 12 rebounds, 10 assists and 10 steals in a 116-74 victory over Central Baptist. Hudson also added a triple-double later that season. Hudson, a second round draft pick of the Boston Celtics in 2009, finished his career as the OVC's single-season scoring leader, scoring 880 points his senior season (2008-09). Hudson's 26.6 career average ranks fifth in OVC history. He also ended his career 10th all-time in 3-pointers made (230) and first in a season for 3-pointers made (124 in 2007-08). He was named OVC Men's Basketball Player of the Year (as well OVC Athlete of the Year) in both of his years in the league and led the Skyhawks to its first-ever OVC Championship in 2008-09 (14-4 OVC record). UTM was a combined 25-13 in two seasons of OVC action with Hudson, which marked two of the only three winning Conference seasons the program had since joining the Conference in 1992-93.

MEN'S BASKETBALL CAREER TOP 10 LISTS

MOST POINTS SCORED

1. 2,602 Henry Domercant, Eastern Illinois (1999-03)
2. 2,583 Joe Jakubick, Akron (1980-84)
3. 2,484 Jeff Martin, Murray State (1985-89)
4. 2,381 Ricky Minard, Morehead State (2000-04)
5. 2,267 Bubba Wells, Austin Peay (1993-97)
6. 2,248 Isaac Spencer, Murray State (1997-01)
7. 2,238 Jim McDaniels, Western Kentucky (1968-71)
8. 2,236 Marcus Brown, Murray State (1992-96)
9. 2,196 Earl Wise, Tennessee Tech (1986-90)
10. 2,076 Ralph Crosthwaite, Western Kentucky (1954-55, 56-59)

SCORING AVERAGE

1. 28.5 James "Fly" Williams, Austin Peay (1972-74)
2. 27.6 Jim McDaniels, Western Kentucky (1968-71)
3. 27.5 Dan Swartz, Morehead State (1953-56)
4. 27.0 James Tillman, Eastern Kentucky (1978-80)
5. 26.6 Lester Hudson, UT Martin (2007-09)
6. 23.9 Joe Jakubick, Akron (1980-84)
7. 23.3 Howard Wright, Austin Peay (1967-70)
8. 23.2 Harold Sergeant, Morehead State (1962-65)
9. 23.1 Leonard Coulter, Morehead State (1971-74)
10. 22.4 Carlos Rogers, Tennessee State (1992-94)

FIELD GOAL PERCENTAGE

1. .664 Warren Kidd, Middle Tennessee (1991-93)
2. .652 Tony Easley, Murray State (2006-10)
3. .620 Alonzo Hird, Eastern Kentucky (2004-06)
4. .617 Carlos Rogers, Tennessee State (1992-94)
5. .602 Jim Clemens, Tennessee Tech (1971-74)
6. .601 Lorenzo Coleman, Tennessee Tech (1993-97)
7. .600 Amadi McKenzie, Tennessee Tech (2004-08)
8. .598 Matt Sisley, Southeast Missouri (1992-93)
9. .596 Joe Williams, Austin Peay (1999-01)
10. .592 Mike Lahm, Murray State (1983-85)
- .592 Jerry Beck, Middle Tennessee (1989-92)

REBOUND AVERAGE

1. 18.2 Dick Cunningham, Murray State (1965-68)
2. 16.7 Ron Johnson, Murray State (1968-71)
3. 16.4 Steve Hamilton, Morehead State (1954-58)
4. 16.2 Jim Jennings, Murray State (1961-64)
5. 15.2 Jimmy Hagan, Tennessee Tech (1957-60)
6. 14.3 Norm Pokley, Morehead State (1960-63)
7. 14.2 Jerry Hurst, Middle Tennessee (1957-58)
8. 13.8 Jim McDaniels, Western Kentucky (1968-71)
9. 13.4 Booker Brown, Middle Tennessee (1969-70)
10. 13.2 Garfield Smith, Eastern Kentucky (1965-68)

TOTAL REBOUNDS

1. 1,675 Steve Hamilton, Morehead State (1954-58)
2. 1,565 Tom Marshall, Western Kentucky (1951-54)
3. 1,374 Popeye Jones, Murray State (1988-92)
4. 1,367 Art Spoelstra, Western Kentucky (1951-54)
5. 1,309 Ralph Crosthwaite, Western Kentucky (1955, 57-59)
6. 1,292 Dick Cunningham, Murray State (1965-68)
7. **1,165 Kenneth Faried, Morehead State (2007-present)**
8. 1,147 Jim Jennings, Murray State (1961-64)
9. 1,118 Jim McDaniels, Western Kentucky (1969-71)
10. 1,108 Jimmy Hagan, Tennessee Tech (1957-60)

FREE THROW PERCENTAGE

1. .890 Steve Barrett, Murray State (1971-74)
2. .890 Cory Johnson, southeast Missouri (1997-99)
3. .872 Jim Sandfoss, Morehead State (1964-74)
4. .867 George Bryant, Eastern Kentucky (1969-72)
5. .859 Arlando Johnson, Eastern Kentucky (1991-94)
6. .854 Jimmy Stepp, Eastern Kentucky (1981-83)
7. .850 Greg Coble, Murray State (1989-91)
8. .849 Marcus Brown, Murray State (1992-96)
9. .846 Jimmy Young, Murray State (1968-71)
10. .841 Josh Heard, Tennessee Tech (1998-00)

THREE-POINTERS MADE

1. 319 Joe Sibbitt, Austin Peay (1994-98)
2. 302 DeWayne Powell, UT Martin (1992-96)
3. 285 Henry Domercant, Eastern Illinois (2000-03)
4. 283 Maze Stallworth, Morehead State (2006-10)
5. 271 Mike Rose, Eastern Kentucky (2005-09)
6. 267 Matt Witt, Eastern Kentucky (2002-06)
7. 263 J. Robert Merritt, Samford (2003-06)
8. 254 Todd Babington, Austin Peay (2004-08)
9. 251 Frank Davis, Tennessee Tech (2006-10)
- 251 Frank Allen, Murray State (1989-93)

THREE-POINTERS ATTEMPTED

1. 830 Joe Sibbitt, Austin Peay (1994-98)
2. 775 Matt Witt, Eastern Kentucky (2002-06)
3. 763 DeWayne Powell, UT Martin (1992-96)
4. 736 Maze Stallworth, Morehead State (2006-10)
5. 704 Henry Domercant, Eastern Illinois (2000-03)
- 704 Marquis Weddle, UT Martin (2007-10)
7. 683 Mike Rose, Eastern Kentucky (2005-09)
8. 675 Todd Babington, Austin Peay (2004-08)
9. 662 Nick Stapleton, Austin Peay (1998-02)
10. 658 Jamie Roberts, Tennessee State (1997-00)

ASSISTS

1. 699 Bruce Jones, Eastern Kentucky (1977-81)
2. 690 Van Usher, Tennessee Tech (1989-92)
3. 637 Norman Jackson, Austin Peay (1974-78)
4. 630 Matt Witt, Eastern Kentucky (2002-06)
5. 626 John DeCamillis, Eastern Kentucky (1982-86)
6. 593 Colby Pierce, Austin Peay (1993-97)
7. 591 Anthony Avery, Tennessee Tech (1985-89)
8. 590 Walker Russell, Jacksonville State (2003-06)
9. 531 Don Mann, Murray State (1985-89)
10. 470 Carlton Clarington, Tennessee Tech (1981-85)

STEALS

1. 279 Van Usher, Tennessee Tech (1989-92)
2. 263 DeWayne Powell, UT Martin (1992-96)
3. 255 Garrett Richardson, Tennessee State (2000-04)
4. 247 Ricky Minard, Morehead State (2000-04)
5. 232 Marcus Brown, Murray State (1993-96)
6. 228 Derek Wright, Austin Peay (2004-08)
7. 221 Jamie Ross, Eastern Kentucky (1989-92)
8. 213 Stephen Kite, Tennessee Tech (1982-86)
9. 202 Anthony Avery, Tennessee Tech (1985-89)
10. 196 Brian Stewart, Murray State (1980-84)

BLOCKED SHOTS

1. 439 Lorenzo Coleman, Tennessee Tech (1993-97)
2. 257 Josh Lewis, Austin Peay (2000-03)
3. 223 Bob McCann, Morehead State (1984-87)
4. 221 Ricky Tunstall, Youngstown State (1982-84)
5. 186 Carlos Rogers, Tennessee State (1992-94)
6. 185 Warren Kidd, Middle Tennessee (1990-93)
7. 182 Daniel Northern, Tennessee Tech (2006-09)
8. 180 Cuthbert Victor, Murray State (2000-04)
9. 179 Bud Eley, Southeast Missouri (1995-99)
10. 163 Reggie Crenshaw, Austin Peay (1994-98)

MEN'S BASKETBALL SEASON TOP 10 LISTS

MOST POINTS SCORED

1. 880 Lester Hudson, UT Martin (2008-09)
2. 878 Jim McDaniels, Western Kentucky (1970-71)
3. 854 James "Fly" Williams, Austin Peay (1972-73)
4. 847 Lester Hudson, UT Martin (2007-08)
5. 829 Tom Marshall, Western Kentucky (1953-54)
6. 828 Dan Swartz, Morehead State (1955-56)
7. 827 Joe Jakubick, Akron (1982-83)
8. 817 Henry Domercant, Eastern Illinois (2001-02)
9. 815 Brett Roberts, Morehead State (1991-92)
10. 814 Joe Jakubick, Akron (1983-84)

SCORING AVERAGE

1. 32.1 Tom Chilton, East Tennessee (1960-61)
2. 30.1 Joe Jakubick, Akron (1983-84)
3. 29.5 James "Fly" Williams, Austin Peay (1972-73)
4. 29.3 Jim McDaniels, Western Kentucky (1970-71)
5. 28.8 Jimmy Hagan, Tennessee Tech (1958-59)
- 28.8 Darryl Brooks, Tennessee State (1989-90)
7. 28.6 Dan Swartz, Morehead State (1955-56)
- 28.6 Jim McDaniels, Western Kentucky (1969-70)
9. 28.5 Joe Jakubick, Akron (1982-83)
- 28.5 John Best, Tennessee Tech (1992-93)

FIELD GOAL PERCENTAGE

1. .700 Warren Kidd, Middle Tennessee (1990-91)
2. .678 Tyrone Howard, Eastern Kentucky (1986-87)
3. .675 Olajide Hay, UT Martin (2008-09)
4. .671 Greg Morgan, Tennessee Tech (2001-02)
5. .667 Theanthony Haymon, Austin Peay (2000-01)
- .667 Alfred Jones, Tennessee Tech (2009-10)
7. .664 Warren Kidd, Middle Tennessee (1991-92)
8. .662 Joe Jones, Tennessee Tech (1983-84)
9. .661 Bob Brown, East Tennessee (1975-76)
10. .657 Alonzo Hird, Eastern Kentucky (2004-05)

REBOUND AVERAGE

1. 21.8 Dick Cunningham, Murray State (1966-67)
2. 20.1 Steve Hamilton, Morehead State (1956-57)
3. 19.7 Garfield Smith, Eastern Kentucky (1967-68)
4. 19.6 Tommy Woods, East Tennessee (1964-65)
5. 19.1 Steve Hamilton, Morehead State (1957-58)
6. 18.2 Jimmy Hagan, Tennessee Tech (1958-59)
7. 17.9 Lamar Green, Morehead State (1968-69)
8. 17.6 Dick Cunningham, Murray State (1967-68)
9. 17.2 Jimmy Hagan, Tennessee Tech (1959-60)
- 17.2 Jim Jennings, Murray State (1961-62)
- 17.2 Tommy Woods, East Tennessee (1965-66)

TOTAL REBOUNDS

1. 543 Steve Hamilton, Morehead State (1956-57)
2. 479 Dick Cunningham, Murray State (1966-67)
3. 477 Tom Marshall, Western Kentucky (1953-54)
4. 472 Garfield Smith, Eastern Kentucky (1967-68)
5. 469 Popeye Jones, Murray State (1990-91)
6. 468 Kenneth Faried, Morehead State (2008-09)
7. 456 Kenneth Faried, Morehead State (2009-10)
8. 455 Jim McDaniels, Western Kentucky (1970-71)
9. 454 Jimmy Hagan, Tennessee Tech (1958-59)
10. 449 Rip Gish, Western Kentucky (1950-51)

FREE THROW PERCENTAGE

1. .931 Brent Jolly, Tennessee Tech (2000-01)
2. .927 Brent Jolly, Tennessee Tech (2001-02)
3. .915 Mike Kelley, Morehead State (1975-76)
- .915 Julio Anthony, Eastern Illinois (2007-08)
5. .914 Brett Hale, Southeast Missouri (2002-03)
6. .907 Cory Johnson, Southeast Missouri (1998-99)
- .907 Bruce Timko, Youngstown State (1984-85)
8. .906 Jim Sandfoss, Morehead State (1966-67)
- .906 Greg Bibb, Tennessee Tech (1994-95)
10. .901 Jim Dunn, Western Kentucky (1962-63)
- .901 Marty Cline, Morehead State (1993-94)

THREE-POINTERS MADE

1. 124 Lester Hudson, UT Martin (2007-08)
2. 120 J. Robert Merritt, Samford (2005-06)
3. 112 Josh Heard, Tennessee Tech (1999-00)
4. 106 Lester Hudson, UT Martin (2008-09)
5. 104 Henry Domercant, Eastern Illinois (2001-02)
- 104 Adam Leonard, Eastern Kentucky (2006-07)
- 104 Jeff McGill, Eastern Kentucky (1987-88)
8. 103 De'Teri Mayes, Murray State (1997-98)
9. 102 Todd Babington, Austin Peay (2007-08)
10. 101 Joe Sibbitt, Austin Peay (1996-97)

THREE-POINTERS ATTEMPTED

1. 320 Lester Hudson, UT Martin (2007-08)
2. 299 Lester Hudson, UT Martin (2008-09)
3. 294 Marquis Weddle, UT Martin (2007-08)
4. 290 Josh Heard, Tennessee Tech (1999-00)
5. 285 Kenard Moore, Southeast Missouri (2008-09)
6. 278 Earl Bullock, UT Martin (2002-03)
7. 273 Marquis Weddle, UT Martin (2008-09)
8. 269 Henry Domercant, Eastern Illinois (2001-02)
9. 267 Todd Babington, Austin Peay (2007-08)
10. 265 Justine Burdine, Murray State (2001-02)

ASSISTS

1. 255 Duane Washington, Middle Tennessee (1986-87)
2. 254 Van Usher, Tennessee Tech (1991-92)
3. 247 Van Usher, Tennessee Tech (1990-91)
4. 243 Bruce Jones, Eastern Kentucky (1978-79)
5. 212 Chad Townsend, Murray State (1996-97)
6. 211 Norman Jackson, Austin Peay (1976-77)
- 211 Walker Russell, Jacksonville State (2004-05)
8. 210 Carlton Clarington, Tennessee Tech (1984-85)
9. 207 Gerald Harris, Middle Tennessee (1988-89)
10. 205 Colby Pierce, Austin Peay (1995-96)

STEALS

1. 113 Van Usher, Tennessee Tech (1990-91)
2. 94 Lester Hudson, UT Martin (2007-08)
3. 93 Duane Washington, Middle Tennessee (1986-87)
4. 89 Derek Wright, Austin Peay (2007-08)
5. 87 Richard Duncan, Middle Tennessee (1998-99)
- 87 Jamie Ross, Eastern Kentucky (1991-92)
7. 86 Van Usher, Tennessee Tech (1991-92)
8. 85 Anthony Avery, Tennessee Tech (1988-89)
9. 80 Van Usher, Tennessee Tech (1989-90)
- 80 Kirk Greathouse, Eastern Kentucky (1991-92)

BLOCKED SHOTS

1. 138 Ricky Tunstall, Youngstown State (1982-83)
2. 134 Lorenzo Coleman, Tennessee Tech (1996-97)
3. 123 Lorenzo Coleman, Tennessee Tech (1994-95)
4. 97 Lorenzo Coleman, Tennessee Tech (1995-96)
5. 95 Tony Easley, Murray State (2009-10)
6. 93 Carlos Rogers, Tennessee State (1992-93)
- 93 Carlos Rogers, Tennessee State (1993-94)
8. 90 Daniel Northern, Tennessee Tech (2007-08)
9. 85 Lorenzo Coleman, Tennessee Tech (1993-94)
10. 83 Josh Lewis, Austin Peay (2003-04)

MEN'S BASKETBALL ANNUAL STATISTICAL LEADERS

Scoring					Rebounding				
YEAR	PLAYER, SCHOOL	G	PTS	AVG	YEAR	PLAYER, SCHOOL	G	REB	AVG
1960-61	Tom Chilton, ETSU	24	771	32.1	1960-61	Tom Chilton, ETSU	24	403	16.7
1961-62	Granny Williams, MOR	22	572	26.0	1961-62	Jim Jennings, MUR	25	431	17.2
1962-63	Harold Sergeant, MOR	19	387	20.4	1962-63	Norm Pokley, MOR	20	338	16.9
1963-64	Darel Carrier, WKU	21	546	26.0	1963-64	Jim Jennings, MUR	24	358	14.8
	Harold Sergeant, MOR	21	546	26.0	1964-65	Tommy Woods, ETSU	23	450	19.6
1964-65	Clem Haskins, WKU	25	599	24.0	1965-66	Tommy Woods, ETSU	21	361	17.2
1965-66	Ernie Bodkin, EKU	25	631	25.2	1966-67	Dick Cunningham, MUR*	22	479	21.8
1966-67	Clem Haskins, WKU	20	467	23.4	1967-68	Garfield Smith, EKU	24	472	19.7
1967-68	Willie Brown, MTSU	24	556	23.2	1968-69	Lamar Green, MOR	26	472	18.1
1968-69	Jim McDaniels, WKU	26	644	24.8	1969-70	Jim McDaniels, WKU	25	340	13.6
1969-70	Jim McDaniels, WKU	25	716	28.6	1970-71	Jim McDaniels, WKU	30	454	15.1
1970-71	Jim McDaniels, WKU	30	878	29.3	1971-72	Leonard Coulter, MOR	27	385	14.2
1971-72	Les Taylor, MUR	21	538	25.6	1972-73	Granville Burton, WKU	26	314	12.1
1972-73	Fly Williams, APSU	29	856	29.5	1973-74	Marcelous Starks, MUR	25	319	12.8
1973-74	Fly Williams, APSU	25	687	27.5	1974-75	George Sorrell, MTSU	28	373	13.3
1974-75	Frank Jones, TTU	25	582	23.2	1975-76	Bob Brown, ETSU	26	290	11.2
1975-76	Tom Schmidt, TTU	24	553	23.0	1976-77	Dave Bootcheck, EKU	24	264	11.0
1976-77	Herbie Stamper, MOR	25	547	21.9	1977-78	Otis Howard, APSU	27	286	10.6
1977-78	Herbie Stamper, MOR	23	565	24.6	1978-79	Greg Jackson, WKU	25	221	8.8
1978-79	James Tillman, EKU	28	759	27.1	1979-80	Gary Hooker, MUR	29	356	12.3
1979-80	James Tillman, EKU	27	734	27.2	1980-81	Jerry Beck, MTSU	27	265	9.8
1980-81	Andrew Burton, APSU	27	551	20.4	1981-82	Jerry Beck, MTSU	30	280	9.3
1981-82	Joe Jakubick, AKR	26	594	22.8	1982-83	Ricky Hood, MUR	29	295	10.2
1982-83	Joe Jakubick, AKR	29	827	28.5	1983-84	John Primm, EKU	27	232	8.6
1983-84	Joe Jakubick, AKR	27	814	30.1	1984-85	Bob McCann, MOR	27	252	9.7
1984-85	Kim Cooksey, MTSU	31	537	17.3	1985-86	Bob McCann, MOR	27	282	10.4
1985-86	Kim Cooksey, MTSU	33	633	18.9	1986-87	Bob McCann, MOR	28	317	11.3
1986-87	Tilman Bevely, YSU	28	662	23.6	1987-88	Anthony Mason, TSU	28	292	10.4
1987-88	Anthony Mason, TSU	28	783	28.0	1988-89	Kerry Hammonds, MTSU	31	319	10.3
1988-89	Jeff Martin, MUR	29	795	25.7	1989-90	Popeye Jones, MUR	30	336	11.2
1989-90	Darryl Brooks, TSU	24	690	28.8	1990-91	Popeye Jones, MUR*	33	469	14.2
1990-91	J.J. Eubanks, TSU	19	459	24.2	1991-92	Popeye Jones, MUR*	30	431	14.4
1991-92	Brett Roberts, MOR*	29	815	28.1	1992-93	Warren Kidd, MTSU*	26	386	14.8
1992-93	John Best, TTU	28	799	28.5	1993-94	Carlos Rogers, TSU	31	358	11.5
1993-94	Carlos Rogers, TSU	31	759	24.5	1994-95	Curtis Fincher, EKU	27	277	10.3
1994-95	Marcus Brown, MUR	30	671	22.4	1995-96	Curtis Fincher, EKU	27	292	10.8
1995-96	Marcus Brown, MUR	29	767	26.3	1996-97	Lorenzo Coleman, TTU	28	333	11.9
1996-97	Vincent Rainey, MUR	30	656	21.9	1997-98	Ryan DeMichael, UTM	26	255	9.8
1997-98	De'Teri Mayes, MUR	33	711	21.5	1998-99	Bud Eley, SEMO	29	310	10.7
1998-99	Erik Brown, MOR	28	540	19.3	1999-00	Roderick Johnson, SEMO	31	266	8.6
1999-00	Aubrey Reese, MUR	32	653	20.4	2000-01	Larrie Smith, TTU	29	254	8.8
2000-01	Kyle Hill, EIU	31	737	23.8	2001-02	James Singleton, MUR	31	312	10.1
2001-02	Henry Domercant, EIU	31	817	26.4	2002-03	James Singleton, MUR	29	320	11.0
2002-03	Henry Domercant, EIU	29	810	27.9	2003-04	Victor Cuthbert, MUR	34	347	10.2
2003-04	Ricky Minard, MOR	29	631	21.8	2004-05	Reggie Golson, SEMO	29	245	8.4
2004-05	Dainmon Gonner, SEMO	27	547	20.3	2005-06	Clarence Matthews, TSU	28	239	8.5
2005-06	Roy Booker, SEMO	27	594	22.0	2006-07	Fernandez Lockett, APSU	33	261	7.9
2006-07	Randall Gulina, SAM	32	579	18.1	2007-08	Daniel Northern, TTU	32	296	9.3
2007-08	Lester Hudson, UTM	33	847	25.7	2008-09	Kenneth Faried, MOR	36	468	13.0
2008-09	Lester Hudson, UTM	32	880	27.5	2009-10	Kenneth Faried, MOR	35	456	13.0
2009-10	Trenton Marshall, JSU	26	460	17.7					

Assists					Steals				
YEAR	PLAYER, SCHOOL	G	AST	AVG	YEAR	PLAYER, SCHOOL	G	STL	AVG
1979-80	Michael Shunick, APSU	21	144	6.9	1979-80	unknown			
1980-81	Bruce Jones, EKU	24	165	6.9	1980-81	Norris Beckley, MOR	26	40	1.5
1981-82	Glen Green, MUR	28	137	4.9	1981-82	Norris Beckley, MOR	27	59	2.2
1982-83	John DeCamillis, EKU	24	121	5.0	1982-83	Guy Minnifield, MOR	30	69	2.3
1983-84	John DeCamillis, EKU	26	163	6.3	1983-84	unknown			
1984-85	Carlton Clarington, TTU	28	210	7.5	1984-85	James Johnson, MTSU	31	63	2.0
1985-86	John DeCamillis, EKU	25	191	7.6	1985-86	James Johnson, MTSU	32	73	2.3
1986-87	Duane Washington, MTSU	29	255	8.8	1986-87	Duane Washington, MTSU	29	93	3.2
1987-88	Don Mann, MUR	24	144	6.0	1987-88	Bobby Collins, EKU	28	68	2.4
1988-89	Gerald Harris, MTSU	31	207	6.7	1988-89	Anthony Avery, TTU	30	85	2.8
1989-90	Van Usher, TTU	28	189	6.8	1989-90	Van Usher, TTU	28	80	2.9
1990-91	Van Usher, TTU	28	247	8.8	1990-91	Van Usher, TTU*	28	113	4.0
1991-92	Van Usher, TTU*	29	254	8.8	1991-92	Van Usher, TTU	29	86	3.0
1992-93	Maurice Houston, TTU	26	178	6.8	1992-93	DeWayne Powell, UTM	26	65	2.5
1993-94	Maurice Houston, TTU	31	170	5.5	1993-94	DeWayne Powell, UTM	27	69	2.6
1994-95	Tim Horton, TSU	27	172	6.4	1994-95	Marcus Brown, MUR	30	76	2.5
1995-96	Colby Pierce, APSU	30	205	6.8	1995-96	DeWayne Powell, UTM	27	61	2.3
1996-97	Kareem Gilbert, TSU	25	191	7.6	1996-97	William McFadden, UTM	27	74	2.7
1997-98	Chad Townsend, MUR	33	171	5.2	1997-98	Alex Franco, TTU	29	71	2.4
1998-99	Jack Owens, EIU	29	158	5.5	1998-99	Richard Duncan, MTSU	31	87	2.8
1999-00	Corey Hemphill, TTU	28	154	5.5	1999-00	Andrae Betts, UTM	29	74	2.6
2000-01	Marquis Sykes, MOR	28	149	5.3	2000-01	Garrett Richardson, TSU	29	63	2.2
2001-02	Marquis Sykes, MOR	29	189	6.5	2001-02	Ricky Minard, MOR	29	73	2.5
2002-03	Kevin Roberts, SEMO	29	179	6.2	2002-03	Garrett Richardson, TSU	27	60	2.2
2003-04	Walker Russell, JSU	28	182	6.5	2003-04	Garrett Richardson, TSU	28	63	2.3
2004-05	Walker Russell, JSU	29	211	7.3	2004-05	Dainmon Gonner, SEMO	27	74	2.7
2005-06	Walker Russell, JSU	29	197	6.8	2005-06	Jeremy Kelly, UTM	27	56	2.1
2006-07	DeAndre Bray, JSU	30	156	5.2	2006-07	Julian Mascoll, EKU	33	72	2.2
2007-08	Nikola Stojakovic, MOR	30	204	6.8	2007-08	Lester Hudson, UTM	33	94	2.9
2008-09	Delrico Lane, UTM	32	158	4.9	2008-09	Lester Hudson, UTM	32	75	2.3
2009-10	Brandon Shingles, MOR	32	152	4.8	2009-10	B.J. Jenkins, MUR	36	64	1.8

Field Goal Percentage				
YEAR	PLAYER, SCHOOL	FG	FGA	PCT
1951-52	Art Spoelstra, WKU*	178	345	.516
1957-58	Ralph Crosthwaite, WKU*	202	331	.610
1958-59	Ralph Crosthwaite, WKU*	191	296	.645
1960-61	Larry Bale, MUR	98	174	.563
1961-62	Bobby Rascoe, WKU	226	448	.504
1962-63	Scott Schlosser, MUR	117	232	.504
1963-64	Jim Spencer, MTSU	97	188	.516
1964-65	Bennie Goheen, MUR	111	120	.529
1965-66	Ernie Bodkin, EKU	254	481	.528
1966-67	Garfield Smith, EKU	166	303	.547
1967-68	Garfield Smith, EKU	160	307	.521
1968-69	Mike Kretzer, ETSU	211	405	.521
1969-70	Jim Mc Daniels, WKU	305	535	.570
1970-71	Les Taylor, MUR	143	271	.527
1971-72	Daryl Dunagan, EKU	121	211	.573
1972-73	Marcelous Starks, MUR	162	264	.613
1973-74	Marcelous Starks, MUR	145	259	.560
1974-75	Morris Tampa, ETSU	117	195	.600
1975-76	Bob Brown, ETSU	181	274	.661
1976-77	Ralph Garner, APSU	153	254	.602
1977-78	Bob Martin, MTSU	130	227	.573
1978-79	Greg Jackson, WKU	174	299	.582
1979-80	Craig McCormick, WKU	165	264	.625
1980-81	Jerry Beck, MTSU	174	289	.602
1981-82	Jerry Beck, MTSU	180	290	.620
1982-83	Doug Lipscomb, MTSU	123	206	.597
1983-84	Phil Hill, EKU	120	199	.603
1984-85	John Keschock, YSU	186	322	.578
1985-86	Lee Campbell, MTSU	130	205	.634
1986-87	Tyrone Howard, EKU	156	230	.678
1987-88	Leslie Gregory, MTSU	169	299	.565
1988-89	Chris Ogden, MUR	136	236	.576
1989-90	Chris Ogden, MUR	141	238	.592
1990-91	Warren Kidd, MTSU	173	247	.700
1991-92	Warren Kidd, MTSU	156	235	.664
1992-93	Warren Kidd, MTSU	167	265	.630
1993-94	Carlos Rogers, TSU	288	469	.614
1994-95	Lorenzo Coleman, TTU	168	270	.622
1995-96	Stanley Caldwell, TSU	110	178	.618
1996-97	Lorenzo Coleman, TTU	198	307	.645
1997-98	Isaac Spencer, MUR	171	270	.633
1998-99	Bud Eley, SEMO	171	287	.596
1999-00	Joe Williams, APSU	139	224	.621
2000-01	TheanthonnyHaymon	132	198	.667
2001-02	Greg Morgan, TTU	102	152	.671
2002-03	Jon Bentley, EKU	135	206	.655
2003-04	Cuthbert Victor, MUR	190	302	.629
2004-05	Chad McKnight, MOR	155	246	.630
2005-06	Clarence Matthews, TSU	144	264	.545
2006-07	Amadi McKenzie, TTU	163	268	.608
2007-08	Tony Easley, MUR	115	167	.689
2008-09	Olajide Hay, UTM	85	126	.675
2009-10	Alfred Jones, TTU	120	180	.667

Three-Point Percentage				
YEAR	PLAYER, SCHOOL	3FG	3FGA	PCT
1986-87	Jeff McGill, EKU	86	170	.506
1987-88	Anthony Mason, TSU	40	81	.494
1987-89	Jeff Martin, MUR	65	131	.496
1989-90	Paul King, MUR	46	98	.469
1990-91	P.J. Nichols, MOR	66	158	.418
1991-92	Curtis Shelton, SEMO	58	121	.479
1992-93	Brad Divine, EKU	43	85	.506
1993-94	Curtis Shelton, SEMO	86	190	.453
1994-95	DeWayne Powell, UTM	77	178	.433
1995-96	Marcus Brown, MUR	74	175	.423
1996-97	Nod Carter, MTSU	53	121	.438
1997-98	De Teri Mayes, MUR	103	234	.440
1998-99	Brett Bohanan, MOR	73	164	.445
1999-00	Jonathan Whitworth, MTSU*	50	99	.505
2000-01	Amory Sanders, SEMO*	53	95	.558
2001-02	Cameron Crisp, TTU	72	156	.462
2002-03	Chez Marks, MOR	82	180	.456
2003-04	Tyson Dorsey, SAM	74	152	.487
2004-05	J. Robert Merritt, SAM	85	193	.440
2005-06	J. Robert Merritt, SAM	120	252	.476
2006-07	Terrick Willoughby, SEMO	51	116	.440
2007-08	Kyle Duncan, APSU	43	78	.551
2008-09	Mike Rose, EKU*	99	206	.481
2009-10	Isaiah Canaan, MUR	54	112	.482

Free Throw Percentage				
YEAR	PLAYER, SCHOOL	FT	FTA	PCT
1960-61	Henderson Thompson, MOR	180	208	.865
1961-62	Granny Williams, MOR	138	160	.863
1962-63	Jim Dunn, WKU	64	71	.901
1963-64	Lee Lemos, EKU	62	75	.827
1964-65	Henry Akin, MOR	82	98	.837
1965-66	Charles Adams, MOR	71	82	.866
1966-67	Jim Sanders, MOR	106	117	.906
1967-68	Billy Chumbler, MUR	102	125	.816
1968-69	Claude Virden, MUR	99	121	.818
1969-70	Jim Young, MUR	86	96	.896
1970-71	George Bryant, EKU	122	143	.853
1971-72	George Bryant, EKU	111	137	.810
1972-73	Geoff Shuck, TTU	55	67	.821
1973-74	Arch Johnson, MOR	66	78	.846
1974-75	Mike Kelley, MOR	54	59	.915
1975-76	Herbie Stamper, MOR	114	134	.851
1976-77	Herbie Stamper, MOR	141	168	.839
1977-78	Herbie Stamper, MOR	121	136	.890
1978-79	Tim Thomas, APSU	64	73	.877
1979-80	James Tillman, EKU	158	191	.828
1980-81	Glenn Napier, MOR	84	96	.875
1981-82	Glenn Napier, MOR	54	60	.900
1982-83	Jimmy Stepp, EKU	54	61	.885
1983-84	Craig Jones, MUR	56	67	.836
1984-85	Bruce Timko, YSU	78	86	.907
1985-86	Gerald Gray, APSU	101	121	.835
1986-87	Antonio Parris, EKU	70	79	.886
1987-88	Tony Raye, APSU	146	175	.834
1988-89	Darrin Hale, MOR	130	150	.867
1989-90	Frank Allen, MUR	112	129	.868
1990-91	Frank Allen, MUR	130	153	.850
1991-92	Brett Roberts, MOR	193	219	.881
1992-93	Curtis Shelton, SEMO	56	66	.848
1993-94	Marty Cline, MOR	73	81	.901
1994-95	Greg Bibb, TTU*	106	117	.906
1995-96	Nod Carter, MTSU	104	118	.881
1996-97	De Teri Mayes, MUR	92	114	.807
1997-98	Cory Johnson, SEMO	62	71	.873
1998-99	Cory Johnson, SEMO	68	75	.907
1999-00	Lee Nosse, MTSU	83	93	.892
2000-01	Brent Jolly, TTU	95	102	.931
2001-02	Brent Jolly, TTU	76	82	.927
2002-03	Brett Hale, SEMO	64	70	.914
2003-04	Trent Eager, JSU	92	110	.836
2004-05	Ramon Kelly, MOR	81	94	.862
2005-06	Walker Russell, JSU	112	125	.896
2006-07	Romain Martin, EIU	72	83	.867
2007-08	Julio Anthony, EIU	75	82	.915
2008-09	Lester Hudson, UTM	148	168	.881
2009-10	Jeremy Granger, EIU	84	96	.875

Blocked Shots				
YEAR	PLAYER, SCHOOL	G	BLK	AVG
1979-80	David Mason, AKR	26	41	1.6
1980-81	Steve Taylor, TTU	25	37	1.5
1981-82	Ricky Tunstall, YSU	27	138	5.1
1982-83	Joe Jakubick, AKR	53	127	2.4
1984-85	Bob McCann, MOR	27	74	2.7
1985-86	Bob McCann, MOR	27	67	2.5
1986-87	Bob McCann, MOR	28	82	2.9
1987-88	Barry Sumpter, APSU	29	44	1.5
1988-89	Milos Babic, TTU	30	58	1.9
1989-90	Mike Smith, EKU	30	60	2.0
1990-91	Rod Mitchell, MOR	28	77	2.8
1991-92	Warren Kidd, MTSU	27	62	2.3
1992-93	Carlos Rogers, TSU	29	93	3.2
1993-94	Carlos Rogers, TSU	31	93	3.0
1994-95	Lorenzo Coleman, TTU	27	123	4.6
1995-96	Lorenzo Coleman, TTU	28	96	3.4
1996-97	Lorenzo Coleman, TTU	28	134	4.8
1997-98	Ryan DeMichael, UTM	26	52	2.0
1998-99	Bud Eley, SEMO	29	75	2.6
1999-00	Joe Williams, APSU	28	49	1.8
2000-01	Jeremy Sargent, UTM	28	52	1.9
2001-02	Jeremy Sargent, UTM	28	74	2.6
2002-03	Josh Lewis, APSU	31	82	2.7
2003-04	Josh Lewis, APSU	32	83	2.6
2004-05	Reggie Golson, SEMO	29	64	2.2
2005-06	Pearson Griffith, MUR	31	79	2.6
2006-07	Clarence Matthews, TSU	31	38	1.2
2007-08	Daniel Northern, TTU	32	90	2.8
2008-09	Daniel Northern, TTU	29	74	2.6
2009-10	Tony Easley, MUR	36	95	2.6

* Indicates led Division I in that category

MEN'S BASKETBALL ALL-TIME OVC PLAYERS OF THE WEEK

1978-79

Player

12/12 James Tillman, EKU
12/19 Kenny Elliot, EKU
1/09 Greg Joyner, MTSU
1/16 Herbie Stamper, MOR
1/23 Greg Joyner, MTSU
1/30 Greg Jackson, WKU
2/06 Greg Jackson, WKU
2/13 James Tillman, EKU
2/20 James Tillman, EKU

Freshman

02/13 Kenney Hammonds, MUR
02/20 Kenney Hammonds, MUR

1979-80

Player

12/10 James Tillman, EKU
12/18 Gary Hooker, MUR
1/07 Pete Abuls, TTU
1/14 Gary Hooker, MUR
1/21 Craig McCormick, WKU
2/04 Craig McCormick, WKU
2/11 Lamont Slets, MUR
2/18 James Tillman, EKU
2/25 Dave Bootcheck, EKU

Freshman

12/10 Tony Wilson, WKU
12/18 Lamont Slets, MUR
1/07 Jeff Harris, TTU
1/14 Lamont Slets, MUR
1/21 Tony Wilson, WKU
2/04 Lamont Slets, MUR
2/11 Glen Green, MUR
2/18 Eddie Childress, MOR
2/25 Lamont Slets, MUR

1980-81

Player

12/08 Glenn Napier, MOR
12/15 Roosevelt Sanders, APSU
1/06 Tony Wilson, WKU
1/12 Jerry Beck, MTSU
1/19 Lamont Slets, MUR
1/26 Craig McCormick, WKU
2/02 Andrew Burton, APSU
2/09 Andrew Burton, APSU
2/17 John Mathis, TTU
2/23 Lamont Slets, MUR

Freshman

12/08 No Selection
12/15 No Selection
1/06 No Selection
1/12 Brian Stewart, MUR
1/19 No Selection
1/26 Joe Jakubick, AKR
2/02 No Selection
2/09 No Selection
2/17 No Selection
2/23 Bobby Jones, WKU

1981-82

Player

12/07 Tony Wilson, WKU
12/14 Ricky Hood, MUR
12/21 Joe Jakubick, AKR
1/05 Lenny Manning, APSU
1/11 Jerry Beck, MTSU
1/18 Glen Green, MUR
1/25 Glen Green, MUR
Lenny Manning, APSU
2/01 Ricky Hood, MUR
2/08 Jerry Beck, MTSU
2/15 Craig McCormick, WKU
2/22 Greg Coldiron, MOR

Freshman

12/07 No Selection
12/14 No Selection
12/21 No Selection
1/05 No Selection
1/11 Bruce Mitchell, EKU

1/18 Pat Day, APSU
1/25 No Selection
2/01 Bruce Mitchell, EKU
2/08 No Selection
2/15 Carlton Clarington, TTU
2/22 Pat Day, APSU

1982-83

Player

12/06 Glen Green, MUR
Lamont Slets, MUR
12/13 Joe Jakubick, AKR
12/21 Glen Green, MUR
Joe Jakubick, AKR
1/04 Glen Green, MUR
1/11 Ricky Hood, MUR
1/17 Joe Jakubick, AKR
1/24 Earl Harrison, MOR
1/31 Jimmy Stepp, EKU
2/07 Joe Jakubick, AKR
2/14 Bruce Alexander, YSU
2/21 Jeff Tipton, MOR
2/28 Guy Minnifield, MOR
Danny Schultz, TTU

Freshman

12/06 No Selection
12/13 Stephen Kite, TTU
12/21 No Selection
1/04 John DeCamillis, EKU
1/11 Lonnie West, APSU
1/17 Stephen Kite, TTU
1/24 Raleigh Choice, MTSU
1/31 Stephen Kite, TTU
2/07 Stephen Kite, TTU
2/14 LaRae Davis, MTSU
2/21 No Selection
2/28 No Selection

1983-84

Player

12/20 Guy Minnifield, MOR
1/09 Lamont Slets, MUR
1/17 Joe Jakubick, AKR
1/23 Stephen Kite, TTU
1/30 Joe Jakubick, AKR
2/06 Earl Harrison, MOR
2/13 Joe Jakubick, AKR
Phil Hill, EKU
2/20 Craig Talley, MUR
Lenny Manning, APSU
Bruce Timko, YSU
Guy Minnifield, MOR

Freshman

12/20 Bryant Woodford, MTSU
1/09 No Selection
1/17 Antonio Parris, EKU
1/23 Antonio Parris, EKU
1/30 No Selection
2/06 Keith Turner, TTU
2/13 Antonio Parris, EKU
2/20 No Selection
2/27 Antonio Parris, EKU

1984-85

Player

12/11 Kerry Hammonds, MTSU
12/18 Stephen Kite, TTU
1/09 Stephen Kite, TTU
1/16 Craig Talley, MUR
1/23 John Keshock, YSU
Bob McCann, MOR
Bryan Roth, AKR
1/30 Lonnie Thompson, MTSU
2/06 Carlton Clarington, TTU
2/13 Bob McCann, MOR
2/20 James Merchant, AKR

Freshman

12/11 Tyrone Howard, EKU
12/18 Neal Murray, MTSU
1/09 Roland Chadwick, MOR
1/16 Bob McCann, MOR

1/23 Bobby Collins, EKU
1/30 Talbert Turner, MOR
2/06 Bobby Collins, EKU
2/13 Kerry Hammonds, MTSU
2/20 Kerry Hammonds, MTSU

1985-86

Player

12/17 Bob McCann, MOR
1/06 James Johnson, MTSU
1/14 Garry Robbins, YSU
1/21 Zedric Macklin, MUR
1/28 Kerry Hammonds, MTSU
2/03 Chuck Glass, MUR
2/11 Marcel Boyce, AKR
2/18 Dan Mann, MUR
Zedric Macklin, MUR
2/25 Stephen Kite, TTU

Newcomer

12/17 No Selection
1/06 No Selection
1/14 Tyrus Baynham, MTSU
1/21 No Selection
1/28 No Selection
2/03 James Wilson, YSU
2/11 James Wilson, YSU
2/18 No Selection
2/25 No Selection

Freshman

12/17 Anthony Avery, TTU
1/06 Shawn Roberts, AKR
1/14 Anthony Avery, TTU
1/21 Andrew Tunstill, MTSU
1/28 Lee Campbell, MTSU
2/03 Don Mann, MUR
2/11 Lawrence Mitchell, APSU
2/18 Lee Campbell, MTSU
2/25 Eric McLaughlin

1986-87

Player

12/15 Bob McCann, MOR
12/22 Don Mann, MUR
Lawrence Mitchell, APSU
Dwayne Rainey, MTSU
Randy Henry, MTSU
1/13 Lawrence Mitchell, APSU
1/20 Marcel Boyce, AKR
1/27 Tilman Bevely, YSU
2/03 Dwayne Rainey, MTSU
2/10 Lawrence Mitchell, APSU
2/17 Marcel Boyce, AKR
Darryl Bedford, APSU
Darryl Bedford, APSU

Newcomer

12/15 No Selection
12/22 No Selection
1/05 No Selection
1/13 No Selection
1/20 Wayne Tiller, MUR
1/27 Tyrone Howard, EKU
2/03 No Selection
2/10 Derrick Davis, MOR
2/17 Tyrone Howard, EKU
2/24 No Selection

Freshman

12/15 Earl Wise, TTU
12/22 Earl Wise, TTU
1/05 Chris Rainey, MTSU
1/13 Tony Curry, MOR
1/20 Earl Wise, TTU
1/27 Earl Wise, TTU
2/03 Tony Curry, MOR
2/10 Earl Wise, TTU
2/17 Earl Wise, TTU
2/24 Jeff Arms, TTU

1987-88

Player

12/14 Ty Baynham, MTSU
12/21 Jeff Martin, MUR

1/04 Anthony Avery, TTU
1/12 Jeff Martin, MUR
1/19 Jeff Martin, MUR
1/26 Anthony Mason, TSU
2/02 Jeff McGill, EKU
2/09 Don Mann, MUR
2/16 Chris Rainey, MTSU
2/23 Jeff Martin, MUR
3/01 Barry Sumpter, APSU

Newcomer

12/14 Milos Babic, TTU
12/21 Milos Babic, TTU
1/04 No Selection
1/12 Bryant Carrington, MOR
1/19 Milos Babic, TTU
1/26 No Selection
2/02 Carl Sias, MUR
2/09 Milos Babic, TTU
2/16 No Selection
2/23 No Selection
3/01 No Selection

Freshman

12/14 No Selection
12/21 No Selection
1/04 Tim Jackson, YSU
1/12 No Selection
1/19 No Selection
1/26 Tim Jackson, YSU
2/02 No Selection
2/09 No Selection
2/16 Tim Jackson, YSU
2/23 Leslie Gregory, MTSU
3/01 Tim Jackson, YSU

1988-89

Player

12/12 Chris Rainey, MTSU
12/19 Earl Wise, TTU
1/03 Randy Henry, MTSU
1/10 Jeff Martin, MUR
1/17 Paul King, MUR
1/24 Kerry Hammonds, MTSU
1/31 Earl Wise, TTU
2/07 Darrin Hale, MOR
2/14 Jeff Martin, MUR
Randy Henry, MTSU
2/21 Darrin Hale, MOR
2/28 Jeff Martin, MUR

Newcomer

12/12 No Selection
12/19 No Selection
1/03 Elbert Boyd, MOR
1/10 Donald Tivis, APSU
1/17 Elbert Boyd, MOR
1/24 Elbert Boyd, MOR
1/31 No Selection
2/07 Donald Tivis, APSU
2/14 Donald Tivis, APSU
2/21 Donald Tivis, APSU
2/28 No Selection

Freshman

12/12 No Selection
12/19 Kirk Greathouse, EKU
1/03 Kirk Greathouse, EKU
1/10 Quincy Vance, MTSU
1/17 Popeye Jones, MUR
1/24 Mike Smith, EKU
1/31 Quincy Vance, MTSU
2/07 Brett Roberts, MOR
2/14 Victor Fraley, TSU
2/21 Mike Smith, EKU
2/28 Victor Fraley, TSU

1989-90

Player

12/04 Greg Franklin, APSU
12/10 Darryl Brooks, TSU
12/18 Darryl Brooks, TSU
1/02 Popeye Jones, MUR
1/09 Popeye Jones, MUR
1/16 Popeye Jones, MUR
1/23 Tommy Brown, APSU

1/30 Mike Davis, EKU
2/06 Elbert Boyd, MOR
2/13 Popeye Jones, MUR
2/20 Quincy Vance, MTSU
2/27 Frank Allen, MUR

Newcomer

12/04 Van Usher, TTU
12/10 Michael Lemons, TSU
12/18 Aric Sinclair, EKU
1/02 No Selection
1/09 Van Usher, TTU
1/16 Joey Coe, TTU
1/23 Bobby McWilliams, TTU
1/30 Van Usher, TTU
2/06 Greg Coble, MUR
2/13 Aric Sinclair, EKU
2/20 Greg Coble, MUR
2/27 No Selection

Freshman

12/04 No Selection
12/10 Frank Allen, MUR
12/18 Robert Taylor, MTSU
1/02 No Selection
1/09 No Selection
1/16 Robert Taylor, MTSU
1/23 Frank Allen, MUR
1/30 Frank Allen, MUR
2/06 Mitch Cupples, TTU
2/13 Mitch Cupples, TTU
2/20 No Selection
2/27 Robert Taylor, MTSU

1990-91

Player

12/04 Frank Allen, MUR
12/10 Jamie Ross, EKU
12/18 Greg Coble, MUR
1/08 P.J. Nichols, MOR
1/15 Donald Tivis, APSU
1/22 J.J. Eubanks, TSU
1/29 LaMonte Ware, APSU
Greg Coble, MUR
2/05 Warren Kidd, MTSU
2/12 Robert Taylor, MTSU
Popeye Jones, MUR
2/19 Tommy Brown, APSU
2/26 Rod Mitchell, MOR
Brett Roberts, MOR

Newcomer

12/04 No Selection
12/10 Tony Lewis, TSU
12/18 Warren Kidd, MTSU
1/08 Warren Kidd, MTSU
1/15 John Jackson, MUR
1/22 Toine Murphy, APSU
Kevin Howard, TSU
1/29 Warren Kidd, MTSU
J.J. Eubanks, TSU
2/05 John Jackson, MUR
2/12 No Selection
2/19 Warren Kidd, MTSU
2/26 Kelvin Hammonds, MTSU

Freshman

12/04 Geoff Herman, APSU
12/10 Bruce Oglesby, TTU
12/18 John Allen, EKU
1/08 John Allen, EKU
1/15 Bruce Oglesby, TTU
1/22 Jeff Clifton, MTSU
1/29 Jeff Clifton, MTSU
2/05 Robert West, TTU
Bruce Oglesby, TTU
2/12 Geoff Herman, APSU
2/19 John Allen, EKU
2/26 Robert West, TTU

1991-92

Player

12/09 Kirk Greathouse, EKU
Brett Roberts, MOR
12/17 Popeye Jones, MUR
12/23 Warren Kidd, MTSU
1/07 Brett Roberts, MOR
1/14 John Allen, EKU

1/21 Brett Roberts, MOR
Popeye Jones, MUR
1/28 John Best, TTU
2/04 Frank Allen, MUR
2/10 Brett Roberts, MOR
2/17 Frank Allen, MUR
2/24 John Best, TTU
3/03 Kirk Greathouse, EKU

Newcomer

12/09 Clyde Hopkins, TTU
12/17 Alex Beason, SEMO
12/23 Alex Beason, SEMO
1/07 Maurice Cannon, MUR
Leon Johnson, TSU
1/14 Maurice Cannon, MUR
1/21 Reggie Dupree, APSU
1/28 Leon Johnson, TSU
2/04 Maurice Cannon, MUR
Brandon Samuels, SEMO
2/10 Leon Johnson, TSU
2/17 Maurice Cannon, MUR
2/24 Arlando Johnson, EKU
3/03 Maurice Cannon, MUR

Freshman

12/09 Tim Horton, TSU
12/17 No Selection
12/23 No Selection
1/07 Tim Horton, TSU
1/14 Rick Yudt, APSU
1/21 Jesse Nayadley, TTU
1/28 Tim Horton, TSU
2/04 Rick Yudt, APSU
2/10 Rick Yudt, APSU
2/17 No Selection
2/24 Rick Yudt, APSU
3/03 No Selection

1992-93

Player

12/15 Carlos Rogers, TSU
12/21 Frank Allen, MUR
1/04 John Best, TTU
1/11 Frank Allen, MUR
1/18 John Best, TTU
1/25 Doug Bentz, MOR
1/31 Tim Horton, TSU
2/06 John Best, TTU
2/13 John Allen, EKU
2/20 Johnnie Williams, MOR
2/27 Devon Lake, SEMO

Newcomer

12/15 Luther Bonds, SEMO
12/21 Kelly Wells, MOR
1/04 No Selection
1/11 No Selection
1/18 No Selection
1/25 Kelly Wells, MOR
1/31 Carlos Rogers, TSU
2/06 No Selection
2/13 Carlos Rogers, TSU
2/20 Antwan Hoard, MUR
2/27 Milton Dean, MTSU

Freshman

12/15 John Brannen, MOR
12/21 Brad Divine, EKU
1/04 No Selection
1/11 No Selection
1/18 No Selection
1/25 Dewayne Powell, UTM
1/31 Marcus Brown, MUR
2/06 Marty Cline, MOR
2/13 Brad Divine, EKU
2/20 J.J. Hylton, MOR
2/27 Monty Wilson, TSU

1993-94

Player

12/05 John Brannen, MOR
Curtis Shelton, SEMO
12/12 Carlos Rogers, TSU
12/19 Milton Dean, MTSU
1/02 Marcus Brown, MUR
1/09 Tyrone Beck, APSU
1/16 Marcus Brown, MUR

1/23 Carlos Rogers, TSU
1/30 DeMarcus Doss, EKU
2/06 Marcus Brown, MUR
2/13 Carlos Rogers, TSU
2/20 Tyrone Boardley, MOR
2/27 Tyrone Beck, APSU

Newcomer

12/05 Carlos Floyd, TTU
12/12 Mark Majick, MOR
12/19 Marlon Stewart, EKU
1/02 Marlon Stewart, EKU
1/09 William Moore, MUR
1/16 Marcus Moore, APSU
1/23 Marcus Jones, MUR
1/30 Jermall Morgan, SEMO
2/06 Jeff Johnson, TSU
2/13 Tyrone Boardley, MOR
2/20 Marcus Jones, MUR
2/27 Mark Majick, MOR

Freshman

12/05 Steve Wright, UTM
12/12 Vincent Rainey, MUR
12/19 Jerry Fogle, MOR
1/02 No Selection
1/09 Jerry Fogle, MOR
1/16 No Selection
1/23 Bubba Wells, APSU
1/30 Bubba Wells, APSU
2/06 No Selection
2/13 Bubba Wells, APSU
2/20 Lorenzo Coleman, TTU
2/27 Lorenzo Coleman, TTU

1994-95

Player

12/04 Jermall Morgan, SEMO
12/11 Monty Wilson, TSU
12/18 Lorenzo Coleman, TTU
Bubba Wells, APSU
1/03 Marcus Brown, MUR
1/08 Michael Hart, UTM
1/15 Tyrone Boardley, MOR
1/23 Tim Horton, TSU
1/29 Arlando Johnson, EKU
Marcus Brown, MUR
2/05 Bubba Wells, APSU
2/12 Marlon Stewart, EKU
2/19 Marcus Brown, MUR
2/26 DeWayne Powell, UTM
Greg Bibb, TTU

Newcomer

12/04 Curtis Fincher, EKU
12/11 Roni Bailey, MTSU
12/18 Theron Curry, TTU
1/03 Mark Kinnaird, MOR
1/08 Velvious Goodloe, MTSU
1/15 Calvin Morris, TSU
1/23 Calvin Morris, TSU
1/29 Jerome Days, SEMO
2/05 Chris Turner, TTU
Michael Hart, UTM
2/12 Mark Kinnaird, MOR
2/19 Michael Hart, UTM
2/26 Quennon Echols, MUR

Freshman

12/04 Joe Sibbitt, APSU
12/11 Marty Thomas, EKU
12/18 No Selection
1/03 Kenny Smith, TTU
1/08 Anthony Holt, SEMO
1/15 Lance Parr, TTU
1/23 No Selection
1/29 Reggie Crenshaw, APSU
2/05 No Selection
2/12 Joe Sibbitt, APSU
2/19 Aaron Cecil, EKU
2/26 No Selection

1995-96

Player

12/03 Marcus Brown, MUR
12/10 Michael Hart, UTM
12/18 Marcus Brown, MUR
1/02 Bubba Wells, APSU

1/07 Michael Hart, UTM
1/15 Bud Eley, SEMO
1/21 Jermaine Savage, APSU
Monty Wilson, TSU
1/28 Fred Walker, MUR
2/04 Michael Hart, UTM
2/11 Bubba Wells, APSU
Curtis Fincher, EKU
2/18 Marcus Brown, MUR
2/25 Marcus Brown, MUR

Newcomer

12/03 Bud Eley, SEMO
12/10 Carlos Bess, EKU
12/18 Bud Eley, SEMO
1/02 Stanley Caldwell, TSU
1/07 Aylton Tesch, MTSU
1/15 Stanley Caldwell, TSU
1/21 Stanley Caldwell, TSU
1/28 Nod Carter, MTSU
Art Quarterman, TTU
2/04 Bud Eley, SEMO
2/11 Nod Carter, MTSU
2/18 Aylton Tesch, MTSU
2/25 Stanley Caldwell, TSU

Freshman

12/03 Jason Johnson, TSU
12/10 No Selection
12/18 Jack Owens, MUR
1/02 Jason Johnson, TSU
1/07 Ryan Owens, UTM
1/15 Darren Dawson, MUR
1/21 Darren Dawson, MUR
1/28 Jason Johnson, TSU
2/04 Ryan Owens, UTM
2/11 Jason Johnson, TSU
2/18 Jason Johnson, TSU
2/25 Jason Johnson, TSU

1996-97

Player

12/02 Lorenzo Coleman, TTU
12/08 Curtis Wiggins, TTU
12/15 Nod Carter, MTSU
12/22 Vincent Rainey, MUR
1/05 Bubba Wells, APSU
1/12 Bud Eley, SEMO
1/19 Vincent Rainey, MUR
1/26 Bubba Wells, APSU
2/02 Lorenzo Coleman, TTU
2/09 Monty Wilson, TSU
2/16 Bubba Wells, APSU
2/23 Deteri Mayes, MUR

Newcomer

12/02 Calvert White, SEMO
12/08 Deteri Mayes, MUR
12/15 Daniel Sutton, EKU
12/22 Matt Simons, EKU
1/05 Daniel Sutton, EKU
1/12 Deteri Mayes, MUR
1/19 Calvert White, SEMO
1/26 Deteri Mayes, MUR
Kareem Gilbert, TSU
2/02 Corrie Johnson, TSU
2/09 Daniel Sutton, EKU
2/16 Deteri Mayes, MUR
2/23 Jeremy Prater, MOR

Freshman

12/02 Freddie Martinez, MTSU
12/08 Kevin Samuel, TSU
12/15 Lee Coomler, MOR
12/22 No Selection
1/05 Marc Polite, EIU
1/12 John Smith, EIU
1/19 Keith Samuel, TSU
1/26 Marc Polite, EIU
2/02 Marc Polite, EIU
2/09 Kevin Samuel, TSU
2/16 Keith Samuel, TSU
2/23 Lee Coomler, MOR

1997-98

Player

11/24 Alex Franco, TTU
12/01 Freddie Martinez, MTSU

12/07 Rick Kaye, EIU
12/14 De'Teri Mayes, MUR
12/22 Joe Sibbitt, APSU
Rick Kaye, EIU
1/04 Mark Williams, EKU
1/11 Rick Kaye, EIU
1/18 Aylton Tesch, MTSU
1/25 Aylton Tesch, MTSU
2/01 De'Teri Mayes, MUR
2/08 De'Teri Mayes, MUR
2/15 Isaac Spencer, MUR
2/22 De'Teri Mayes, MUR

Newcomer

11/24 Cory Johnson, SEMO
12/01 Rod Murray, MUR
12/07 Kahn Cotton, SEMO
12/14 Isaac Spencer, MUR
12/22 Jack Owens, EIU
1/04 Jason Ohlsen, UTM
1/11 David Evans, EIU
1/18 Isaac Spencer, MUR
1/25 Jerome Jackson, APSU
2/01 Cory Johnson, SEMO
2/08 Reggie Nelson, TTU
2/15 Jerome Jackson, APSU
2/22 Shane Carnes, EIU

Freshman

11/24 Jamie Roberts, TSU
12/01 Dewayne Krom, MOR
12/07 Jamie Roberts, TSU
12/14 Aaron Knight, MOR
James Stewart, APSU
12/22 Nathan Owen, SEMO
1/04 Jamie Roberts, TSU
1/11 Dewayne Krom, MOR
1/18 Brandon Davenport, MOR
1/25 James Stewart, APSU
Jamie Roberts, TSU
2/01 James Stewart, APSU
2/08 Adonis Hart, TTU
2/15 Kyle Hill, EIU
2/22 Jamie Roberts, TSU

1998-99

Player

11/23 Trenton Hassell, APSU
11/30 Isaac Spencer, MUR
12/07 Bud Eley, SEMO
12/14 Isaac Spencer, MUR
12/21 Kyle Hill, EIU
1/04 Bud Eley, SEMO
1/11 Bud Eley, SEMO
1/18 Aubrey Reese, MUR
1/25 Josh Heard, TTU
2/01 Jerome Jackson, APSU
2/08 Jason Johnson, TSU
2/15 Lee Nosse, MTSU
2/22 Trenton Hassell, APSU

Newcomer

11/23 Scott Charity, MOR
11/30 Corey Hemphill, TTU
12/07 Marlon Towns, MUR
12/14 Roderick Johnson, SEMO
12/21 Corey Williams, TSU
1/04 Gerald King, MTSU
1/11 Brad Cleaver, MOR
1/18 Corey Hemphill, TTU
1/25 Corey Williams, TSU
2/01 Corey Hemphill, TTU
2/08 Trenton Hassell, APSU
2/15 Nick Stapleton, APSU
2/22 Cedrick Wallace, MTSU

Freshman

11/23 Whitney Robinson, EIU
11/30 Erik Brown, MOR
12/07 Erik Brown, MOR
12/14 Whitney Robinson, EIU
12/21 Erik Brown, MOR
1/04 Erik Brown, MOR
1/11 Erik Brown, MOR
1/18 Andrae Betts, UTM
1/25 Joey Westmoreland, TTU
2/01 Whitney Robinson, EIU
2/08 Andrae Betts, UTM

2/15 Erik Brown, MOR
2/22 Erik Brown, MOR

1999-00

Player

11/29 Isaac Spencer, MUR
12/06 Aubrey Reese, MUR
12/13 Roderick Johnson, SEMO
12/20 Nick Stapleton, APSU
Brad Cleaver, MOR
1/03 Trenton Hassell, APSU
1/10 Kyle Hill, EIU
1/17 Joe Williams, APSU
1/24 Aubrey Reese, MUR
1/31 Larrie Smith, TTU
2/07 Jamie Roberts, TSU
2/14 Aubrey Reese, MUR
2/21 Josh Heard, TTU
2/28 Lee Nosse, MTSU

Newcomer

11/29 Larrie Smith, TTU
12/06 Will Morris, EIU
12/13 Ron McKnight, MTSU
12/20 Michael Stokes, SEMO
1/03 Iiro Tenngren, MTSU
1/10 Sam Hoskin, EIU
1/17 Michael Stokes, SEMO
1/24 Steve Sensabaugh, UTM
1/31 Fernando Ortiz, MTSU
Michael Stokes, SEMO
2/07 Jonathan Whitworth, MTSU
2/14 Joe Williams, APSU
2/21 Fernando Ortiz, MTSU
2/28 Matt Britton, EIU

Freshman

11/29 Leigh Gayden, TTU
12/06 Leigh Gayden, TTU
12/13 Justin Cornell, MOR
12/20 No Selection
1/03 Brent Jolly, TTU
1/10 Chris Garnett, EIU
1/17 Okechi Egbe, UTM
1/24 Okechi Egbe, UTM
1/31 Henry Domercant, EIU
2/07 Marquis Sykes, MOR
2/14 Marquis Sykes, MOR
2/21 Chris Shumate, MUR
2/28 Henry Domercant, EIU

2000-01

Player

11/27 Trenton Hassell, APSU
12/04 Henry Domercant, EIU
12/11 Isaac Spencer, MUR
12/18 Michael Stokes, SEMO
1/02 Lavioris Jerry, EIU
Hayden Prescott, UTM
1/08 Joe Williams, APSU
1/15 Henry Domercant, EIU
Joe Williams, APSU
1/22 Larrie Smith, TTU
1/29 Larrie Smith, TTU
2/05 Jamie Roberts, TSU
2/12 Trenton Hassell, APSU
2/19 Isaac Spencer, MUR
2/26 Leigh Gayden, TTU

Newcomer

11/27 Jeremy Sargent, UTM
12/04 No Selection
12/11 Antione Whelchel, MUR
12/18 John Gilmore, TSU
1/02 Antione Whelchel, MUR
1/08 Terry Rogers, SEMO
1/15 John Gilmore, TSU
1/22 Brian Foster, UTM
1/29 Antione Whelchel, MUR
2/05 Brian Foster, UTM
2/12 Brian Foster, UTM
2/19 Brian Foster, UTM
2/26 Spanky Parks, EIU

Freshman

11/27 Ricky Minard, MOR
12/04 Ricky Minard, MOR
12/11 Ricky Minard, MOR

12/18 Jesse Mackinson, EIU
1/02 Garrett Richardson, TSU
1/08 Ricky Minard, MOR
Jason Harrell, TTU
1/15 Ricky Minard, MOR
1/22 Andi Hornig, MUR
1/29 Ricky Minard, MOR
2/05 Cuthbert Victor, MUR
2/12 Ricky Minard, MOR
2/19 Adrian Henning, APSU
2/26 Jason Harrell, TTU

2001-02

Player

11/19 Justin Burdine, MUR
11/26 Chez Marks, MOR
12/03 Jason Harrell, TTU
12/10 Henry Domercant, EIU
12/17 Henry Domercant, EIU
12/24 Cameron Crisp, TTU
1/07 Nick Stapleton, APSU
1/14 Henry Domercant, EIU
1/21 Ricky Minard, MOR
1/28 Ricky Minard, MOR
2/04 Garrett Richardson, TSU
2/11 Justin Burdine, MUR
2/18 Kyle Rolston, TSU
2/28 Ricky Minard, MOR

Newcomer

11/19 Michael Haney, EIU
11/26 Derek Winans, SEMO
12/03 Derek Winans, SEMO
12/10 Brett Hale, SEMO
12/17 Anthony Davis, APSU
12/24 Michael Haney, EIU
1/07 Anthony Davis, APSU
1/14 Derek Winans, SEMO
1/21 Derek Winans, SEMO
1/28 Michael Haney, EIU
2/04 Brett Hale, SEMO
2/11 Brett Hale, SEMO
2/18 Derek Winans, SEMO
2/28 Derek Winans, SEMO

Freshman

11/19 Jair Peralta, UTM
11/26 Damien Kinloch, TTU
12/03 Damien Kinloch, TTU
12/10 James Singleton, MUR
12/17 Kenyatta Dix, EIU
12/24 No Selection
1/07 Damien Kinloch, TTU
1/14 Damien Kinloch, TTU
1/21 Damien Kinloch, TTU
1/28 Shawn Fields, EIU
2/04 James Singleton, MUR
2/11 James Singleton, MUR
2/18 Antonio Henderson, MUR
2/28 Damien Kinloch, TTU

2002-03

Player

11/25 Joey Walker, UTM
12/02 Henry Domercant, EIU
12/09 Cameron Crisp, TTU
12/16 J.C. Howe, UTM
12/23 Ricky Minard, MOR
1/06 Henry Domercant, EIU
1/13 Joey Walker, UTM
1/20 Rocky Minard, MOR
1/27 Josh Lewis, APSU
Cez Marks, MOR
2/03 Adrian Henning, APSU
James Singleton, MUR
2/10 Henry Domercant, EIU
2/17 Ricky Minard, MOR
2/24 Ricky Minard, MOR
3/03 Henry Domercant, EIU

Newcomer

11/25 Corey Gipson, APSU
12/02 Brandon Griffin, SEMO
12/09 Brandon Griffin, SEMO
12/16 J.C. Howe, UTM
12/23 Earl Bullock, UTM

1/06 No Selection
1/13 Corey Gipson, APSU
1/20 Brandon Griffin, SEMO
1/27 No Selection
2/03 Earl Bullock, UTM
2/10 Brandon Griffin, SEMO
2/17 Mike Scott, EIU
2/24 J.C. Howe, UTM
3/03 Brandon Griffin, SEMO

Freshman

11/25 Matt Witt, EIU
12/02 Matt Witt, EIU
12/09 No Selection
12/16 Matt Witt, EIU
12/23 Matt Witt, EIU
1/06 Matt Witt, EIU
1/13 Matt Witt, EIU
1/20 No Selection
1/27 No Selection
2/03 Matt Witt, EIU
2/10 Matt Witt, EIU
2/17 Matt Witt, EIU
2/24 Matt Witt, EIU
3/03 Matt Witt, EIU

2003-04

Player

11/24 Cuthbert Victor, MUR
12/01 Cuthbert Victor, MUR
12/08 Cuthbert Victor, MUR
12/15 Brandon Griffin, SEMO
12/22 Chez Marks, MOR
1/05 Jon Bentley, EIU
1/12 Chris Shumate, MUR
1/19 Josh Lewis, APSU
Derek Winans, SEMO
1/26 Ricky Minard, MOR
2/02 Cuthbert Victor, MUR
2/09 Ricky Minard, MOR
2/16 Jon Bentley, EIU
2/23 Matt Witt, EIU
3/01 Ricky Minard, MOR

Newcomer

11/24 Justin Smith, UTM
12/01 Kelvin Brown, MUR
12/08 Dainmon Gonner, SEMO
Willie Jenkins, TTU
12/15 Jared Newson, UTM
12/22 Justin Smith, UTM
1/05 Dainmon Gonner, SEMO
1/12 Kelvin Brown, MUR
1/19 Mike Nelke, SEMO
1/26 Willie Jenkins, TTU
2/02 Jared Newson, UTM
2/09 Willie Jenkins, TTU
2/16 Willie Jenkins, TTU
2/23 Walker Russell, JSU
3/01 Walker Russell, JSU

Freshman

11/24 Brandon Moore, EIU
12/01 Bruce Price, TSU
12/08 No Selection
12/15 Will Lewis, UTM
12/22 Bruce Price, TSU
1/05 Jerry Smith, SAM
1/12 Bruce Price, TSU
1/19 Jerry Smith, SAM
1/26 No Selection
2/02 Bruce Price, TSU
2/09 No Selection
2/16 Bruce Price, TSU
2/23 Bruce Price, TSU
3/01 Shawn Witherspoon, MUR

2004-05

Player

11/22 Walker Russell, JSU
11/29 J. Robert Merritt, SAM
12/06 Bruce Price, TSU
12/13 Reggie Golson, SEMO
12/20 Rod Flowers, TSU
1/03 Willie Jenkins, TTU
1/10 Shawn Witherspoon, MUR
1/17 Dainmon Gonner, SEMO

1/24 J. Robert Merritt, SAM
1/31 Matt Witt, ECU
2/07 Walker Russell, JSU
2/14 Reggie Golson, SEMO
2/21 Willie Jenkins, TTU
2/28 Michael Haney, ECU

Newcomer

11/22 Rod Flowers, TSU
11/29 Rod Flowers, TSU
12/06 Rod Flowers, TSU
12/13 Zach Ingles, EDU
12/20 Rod Flowers, TSU
1/03 Darnell Hopkins, MUR
1/10 Issian Redding, MUR
1/17 Derek Stribling, TTU
1/24 Derek Stribling, TTU
1/31 Trey Pearson, MUR
2/07 Wayne Arnold, TSU
2/14 Issian Redding, MUR
2/21 Alonzo Hird, ECU
2/28 Kareem Grant, TSU

Freshman

11/22 Anthony Fisher, TTU
11/29 Paul Paradossi, SEMO
12/06 Derek Wright, APSU
12/13 Bobby Catchings, EIU
12/20 Dorian Brown, JSU
1/03 Dorian Brown, JSU
1/10 Amadi McKenzie, TTU
1/17 Reiley Ervin, TSU
1/24 Reiley Ervin, TSU
1/31 Brandon Davis, JSU
2/07 Joe Ross Merritt, SAM
2/14 Brandon Davis, JSU
2/21 Brandon Davis, JSU
2/28 Justin Orr, MUR

2005-06

Player

11/21 Jeremy Kelly, UTM
11/28 Roy Booker, SEMO
12/05 Jared Newson, UTM
12/12 Issian Redding, MUR
12/19 Wayne Arnold, TSU
1/02 J. Robert Merritt, SAM
1/09 J. Robert Merritt, SAM
1/16 Matt Witt, ECU
1/23 Clarence Matthews, TSU
1/30 Kareem Grant, TSU
2/06 Jared Newson, UTM
2/13 Jared Newson, UTM
2/20 Matt Witt, ECU
2/27 Walker Russell, JSU

Newcomer

11/21 Belton Rivers, TTU
11/28 Courtney Bradley, JSU
12/05 Belton Rivers, TTU
12/12 Courtney Bradley, JSU
12/19 Clarence Matthews, TSU
1/02 Roy Booker, SEMO
1/09 Roy Booker, SEMO
1/16 Belton Rivers, TTU
1/23 Courtney Bradley, JSU
1/30 Courtney Bradley, JSU
2/06 Clarence Matthews, TSU
2/13 Courtney Bradley, JSU
2/20 Clarence Matthews, TSU
2/27 Clarence Matthews, TSU

Freshman

11/21 Mike Rose, ECU
11/28 Mike Rose, ECU
12/05 Mike Robinson, EIU
12/12 Drake Reed, APSU
12/19 Landon Shipley, APSU
1/02 Landon Shipley, APSU
1/09 Drake Reed, APSU
1/16 Mike Robinson, EIU
1/23 No Selection
1/30 Mike Robinson, EIU
2/06 Kyle Duncan, APSU
2/13 Drake Reed, APSU
2/20 Tyke Cockerham, MOR
2/27 Drake Reed, APSU

2006-07

Player

11/13 Shaun Williams, MOR
11/20 Randall Gulina, SAM
11/27 Quentin Pryor, MOR
12/4 Anthony Fisher, TTU
12/11 Belton Rivers, TTU
12/18 Courtney Bradley, JSU
1/2 Drake Reed, APSU
1/15 Randall Gulina, SAM
1/8 Tyler Holloway, MUR
1/15 Belton Rivers, TTU
1/22 Courtney Bradley, JSU
1/29 Anthony Fisher, TTU
2/5 Mike Rose, ECU
2/12 Gerald Robinson, UTM
2/19 Amadi McKenzie, TTU
2/26 Courtney Bradley, JSU
Anthony Fisher, TTU

Newcomer

11/13 Gerald Robinson, UTM
11/20 Ladarious Weaver, TSU
11/27 Ladarious Weaver, TSU
12/4 Gerald Robinson, UTM
12/11 Bruce Carter, MUR
12/18 Michael Rembert, SEMO
1/2 Bruce Carter, MUR
1/8 Bruce Carter, MUR
1/15 Brandon Foust, SEMO
1/22 Brandon Foust, SEMO
1/29 Michael Rembert, SEMO
2/5 Bruce Carter, MUR
2/12 Erik Adams, JSU
Ladarious Weaver, TSU
2/19 Gerald Robinson, UTM
2/26 Brandon Foust, SEMO

Freshman

11/13 Josh Daniel, ECU
11/20 Maze Stallworth, MOR
11/27 Romain Martin, EIU
12/4 Romain Martin, EIU
12/11 Romain Martin, EIU
12/18 Tracy Thomas, JSU
1/2 Romain Martin, EIU
1/8 Roderick Pearson, SEMO
1/15 Adam Leonard, ECU
1/22 Maze Stallworth, MOR
1/29 Wes Channels, APSU
Ousmane Cisse, EIU
2/5 Adam Leonard, ECU
2/12 Adam Leonard, ECU
2/19 Romain Martin, EIU
2/26 Wes Channels, APSU

2007-08

Player

11/12 Lester Hudson, UTM
11/19 Lester Hudson, UTM
11/26 DeAndre Bray, JSU
Daniel Northern, TTU
12/3 Wes Channels, APSU
12/10 Bruce Price, TSU
12/17 Anthony Fisher, TTU
Amadi McKenzie, TTU
1/2 Bruce Price, TSU
1/7 Drake Reed, APSU
1/14 Brandon Foust, SEMO
Bruce Carter, MUR
Lester Hudson, UTM
Bruce Price, TSU
1/21 Gerald Robinson, UTM
1/28 Derek Wright, APSU
2/4 Lester Hudson, UTM
2/18 Gerald Robinson, UTM
2/25 Gerald Robinson, UTM
3/3 Jake Byrne, EIU

Newcomer

11/12 Tarod Sanders, MUR
11/19 Leon Buchanan, MOR
11/26 Calvin Williams, SEMO
12/3 Leon Buchanan, MOR
12/10 Calvin Williams, SEMO
Djero Riedewald, UTM
12/17 Charles Moore, TTU

1/2 Lester Hudson, UTM
1/7 Lester Hudson, UTM
1/14 Jonathan Toles, JSU
1/21 Lester Hudson, UTM
1/28 Lester Hudson, UTM
2/4 Jaycen Herring, SEMO
2/11 Leon Buchanan, MOR
Djero Riedewald, UTM
2/18 Lester Hudson, UTM
2/25 Jonathan Toles, JSU
3/3 Leon Buchanan, MOR

Freshman

11/12 Gerald Robinson, Jr., TSU
11/19 Marquis Weddle, UTM
11/26 Jeremy Bynum, JSU
Marquis Weddle, UTM
12/3 Marquis Weddle, UTM
12/10 Gerald Robinson, Jr., TSU
12/17 Josh Davis, SAM
1/2 Gerald Robinson, Jr., TSU
1/7 Marquis Weddle, UTM
1/14 Nick Murphy, JSU
1/21 Kenneth Faried, MOR
1/28 Gerald Robinson, Jr., TSU
2/4 Nick Murphy, JSU
Marquis Weddle, UTM
2/11 Gerald Robinson, Jr., TSU
Nick Murphy, JSU
2/18 Jeremy Bynum, JSU
Marquis Weddle, UTM
2/25 Gerald Robinson, Jr., TSU
3/3 Kenneth Faried, MOR

2008-09

Player

11/17 Brandon Crawford, JSU
Lester Hudson, UTM
11/24 Drake Reed, APSU
12/1 Mike Rose, ECU
12/8 Drake Reed, APSU
Demonte Harper, MOR
12/15 Wes Channels, APSU
Jerrell Houston, TSU
12/22 Lester Hudson, UTM
12/29 Lester Hudson, UTM
1/5 Kenneth Faried, MOR
Lester Hudson, UTM
1/12 Lester Hudson, UTM
1/19 Lester Hudson, UTM
1/26 Wes Channels, APSU
2/2 Mike Rose, ECU

2/9

Drake Reed, APSU
Lester Hudson, UTM
2/16 Kenneth Faried, MOR
2/23 Leon Buchanan, MOR
3/2 Drake Reed, APSU

Newcomer

11/17 Robert Murry, MOR
11/24 Papa Oppong, ECU
12/1 Jeffery McClain, MUR
12/8 T.J. Marion, EIU
12/15 T.J. Marion, EIU
12/22 Robert Murry, MOR
Delrico Lane, UTM
12/29 Delrico Lane, UTM
1/5 T.J. Marion, EIU
1/12 T.J. Marion, EIU
1/19 Isacc Miles, MUR
1/26 Robert Murry, MOR
2/2 Robert Murry, MOR
2/9 Reuben Clayton, UTM
2/16 LaMont Russell, SEMO
2/23 Isacc Miles, MUR
3/2 Isacc Miles, MUR

Freshman

11/17 Brandon Crawford, JSU
11/24 Geddes Robinson, JSU
Ivan Aska, MUR
12/1 Brandon Crawford, JSU
12/8 Stephen Hall, JSU
12/15 Anthony Campbell, APSU
12/22 Mike Lewis, ECU
12/29 Derick Echols, MOR

1/5 Parker Smith, TSU
1/12 Joshua Jones, ECU
1/19 Parker Smith, TSU
1/26 Jorge Camacho, ECU
2/2 Geddes Robinson, JSU
2/9 Jorge Camacho, ECU
2/16 Kevin Murphy, TTU
2/23 Ivan Aska, MUR
3/2 Ivan Aska, MUR
Kevin Murphy, TTU

2009-10

Player

11/16 Ivan Aska, MUR
11/23 Kenneth Faried, MOR
11/30 Justin Stommes, ECU
12/7 Nick Murphy, JSU
12/14 Wesley Channels, APSU
Nick Murphy, JSU
12/21 Jeremy Bynum, JSU
Benzor Simmons, UTM
12/28 Wesley Channels, APSU
Marquis Weddle, UTM
1/4 Kenneth Faried, MOR
Frank Davis, TTU
1/11 Trenton Marshall, JSU
1/18 Kenneth Faried, MOR
1/25 Kenneth Faried, MOR
2/1 Wesley Channels, APSU
2/8 Kenneth Faried, MOR
2/15 Nick Murphy, JSU
2/22 Josh Taylor, ECU
3/1 Wesley Channels, APSU

Newcomer

11/16 B.J. Jenkins, MUR
11/23 Trenton Marshall, JSU
11/30 Josh Sain, TSU
12/7 Trenton Marshall, JSU
12/14 Josh Sain, TSU
12/21 Trenton Marshall, JSU
12/28 B.J. Jenkins, MUR
1/4 Josh Sain, TSU
1/11 Cameron Butler, SEMO
Trenton Marshall, JSU
1/18 B.J. Jenkins, MUR
Josh Sain, TSU
1/25 Trenton Marshall, JSU
2/1 Trenton Marshall, JSU
2/8 B.J. Jenkins, MUR
2/15 Trenton Marshall, JSU
2/22 Curry McKinney, EIU
3/1 B.J. Jenkins, MUR

Freshman

11/16 Robert Covington, TSU
11/23 Derek Thompson, SEMO
11/30 Isaiah Canaan, MUR
12/7 Derek Thompson, SEMO
12/14 Jud Dillard, TTU
12/21 Isaiah Canaan, MUR
12/28 Marland Smith, SEMO
1/4 Isaiah Canaan, MUR
1/11 James Hollowell, EIU
1/18 Jacquan Nobles, TSU
1/25 Jud Dillard, TTU
2/1 Justin Blake, APSU
2/8 Jud Dillard, TTU
2/15 James Hollowell, EIU
2/22 Marland Smith, SEMO
3/1 Robert Covington, TSU

2011 OVC MEN'S BASKETBALL TOURNAMENT



OVC Tournament Champions

1948-49	Western Kentucky	1987-88	Murray State
1949-50	Eastern Kentucky	1988-89	Middle Tennessee
1950-51	Murray State	1989-90	Murray State
1951-52	Western Kentucky	1990-91	Murray State
1952-53	Western Kentucky	1991-92	Murray State
1953-54	Western Kentucky	1992-93	Tennessee State
1954-55	Eastern Kentucky	1993-94	Tennessee State
1963-64	Murray State	1994-95	Murray State
1964-65	Western Kentucky	1995-96	Austin Peay
1965-66	Western Kentucky	1996-97	Murray State
1966-67	Tennessee Tech	1997-98	Murray State
1974-75	Middle Tennessee	1998-99	Murray State
1975-76	Western Kentucky	1999-00	Southeast Missouri
1976-77	Middle Tennessee	2000-01	Eastern Illinois
1977-78	Western Kentucky	2001-02	Murray State
1978-79	Eastern Kentucky	2002-03	Austin Peay
1979-80	Western Kentucky	2003-04	Murray State
1980-81	Western Kentucky	2004-05	Eastern Kentucky
1981-82	Middle Tennessee	2005-06	Murray State
1982-83	Morehead State	2006-07	Eastern Kentucky
1983-84	Morehead State	2007-08	Austin Peay
1984-85	Middle Tennessee	2008-09	Morehead State
1985-86	Akron	2009-10	Murray State
1986-87	Austin Peay		

Team Records in OVC Tournament

Akron (1978-87).....	4-2
Austin Peay (1962-present)	37-31
East Tennessee State (1957-78)	3-6
Eastern Illinois (1996-present)	5-9
Eastern Kentucky (1948-present).....	34-31
Evansville (1948-52).....	1-4
Jacksonville State (2003-present).....	1-3
Louisville (1948-50)	2-1
Marshall (1949-52)	2-4
Middle Tennessee State (1952-00).....	23-24
Morehead State (1948-present)	24-37
Murray State (1948-present)	60-31
Samford (2003-08)	3-5
Southeast Missouri State (1991-present).....	6-8
Tennessee State (1986-present).....	10-20
Tennessee Tech (1949-present)	20-38
UT Martin (1992-present)	1-6
Western Kentucky (1948-82).....	34-7
Youngstown State (1980-88).....	3-5

Present OVC Members in Bold

For the 17th time in 18 years, the Ohio Valley Conference invades downtown Nashville to crown its men's basketball champion. The OVC Basketball Tournament is the league's showcase event, and the 2011 edition of "Music City Madness" will include a variety of exciting action both on and off the court.

This year the tournament returns to Municipal Auditorium, the new home of the Championship, with a new merit-based format in 2011. The combined men's and women's championship has been held at Municipal Auditorium five previous times: 1994, 1995, 1996, 2004 and 2008. The men also held its championship at the venue in 1989.

Starting with the 2011 Championships, all eight men's and all eight women's teams that qualify for the tournament field will gather at a single site for the entire tournament. Previously first round games were played on campus sites with the semifinals and finals being held in Nashville.

The bracket also shifts from a traditional 1 vs. 8, 2 vs. 7, etc. format to a merit-based format that rewards the top teams during the regular season with byes into the quarterfinals and semifinals. Starting in 2011, the first round of each the men's and women's tournament will feature the No. 5 seed against the No. 8 seed and the No. 6 seed against the No. 7 seed. The winners of those games will advance to the quarterfinals to face the No. 3 and No. 4 seeds (who received a bye). The winners of those quarterfinal matchups will advance to the semifinals to face the No. 1 and No. 2 seeds (who received a pair of byes).

The 2011 Championship marks the 48th time the men's event has been held, making it the fourth oldest Division I championship in the country (behind only the Southern, ACC and SEC).

Future OVC Basketball Tournament dates include Feb. 29-March 3, 2012, March 6-9, 2013 and March 5-8, 2014.

Last season Murray State claimed its record 14th OVC Tournament Championship with a 62-51 win over Morehead State.

All-Time Tournament Championship Breakdown

Murray State	14
Western Kentucky	10
Eastern Kentucky	5
Middle Tennessee	5
Austin Peay	4
Morehead State	3
Tennessee State	2
Akron	1
Eastern Illinois	1
Southeast Missouri	1
Tennessee Tech	1

WEDNESDAY, MARCH 2

(First Round)

THURSDAY, MARCH 3

(Quarterfinals)

FRIDAY, MARCH 4

(Semifinals)

SATURDAY, MARCH 5

(Championship)

#5 Seed

GAME 1 - 6:00 p.m.
(OVCSports.TV)

#8 Seed

Game 1 Winner

GAME 3 - 6:00 p.m.
(OVCSports.TV)

#4 Seed

Game 3 Winner

GAME 5 - 7:00 p.m.
(TV - ESPNU)

#1 Seed

Game 5 Winner

GAME 7 - 7:00 p.m.
(TV - ESPN2)

**NCAA
Automatic
Qualifier**

#2 Seed

GAME 6 - 9:00 p.m.
(TV - ESPNU)

Game 4 Winner

Game 6 Winner

#3 Seed

GAME 4 - 8:00 p.m.
(OVCSports.TV)

Game 2 Winner

#6 Seed

GAME 2 - 8:00 p.m.
(OVCSports.TV)

#7 Seed



OVC Tournament Tiebreaker System

Regular season standings will be the determining factor in setting first-round pairings for the tournament. All ties will be broken starting at the top of the conference standings and working down. The tiebreaking system will utilize the following factors, in order, until all ties are broken.

TWO-WAY TIES

1. Records in head-to-head competition are compared, with the higher seed going to the team that has won the most games against the other.
2. In the event step 1 does not resolve the tie (i.e. if the two teams split their games during the season), then the records of the tying teams against the No. 1 seed shall be compared. The team with the better record against the No. 1 seed shall gain the higher seed.
3. If the potential No. 1 seed is among tied teams, the process in step 2 will begin at the highest point in the standings which does not involve a tied team.
4. The process continues, through the No. 11 team in the standings, if necessary.
5. In the event the tie cannot be broken, seeds will be determined by a coin flip.

MULTIPLE TIES

1. Composite records between the tying teams will be evaluated to determine whether one team has won more games against the other tying institutions (in which case that team would receive the higher seed) and/or one team has won the least number of games among the tied teams (in which case the team will receive the lowest seed, and/or two teams have the same composite record (in which case the two-team tiebreaker scenario shall be utilized).
2. In the event step 1 does not solve the multiple ties, or reduce the multiple ties to one tie, then a comparison of records of the tying institutions against the No. 1 seed will occur. The team among the tying institutions with the better record against the No. 1 seed will receive the higher seed.
3. If the potential No. 1 seed is among tied teams, the process in step 2 will begin at the highest point in the standings which does not involve a tied team.
4. The process continues, through the No. 11 team in the standings, if necessary.
5. In the event this process does not resolve the ties, seeding will be determined by a coin flip.

Note: If a multiple tie is reduced to a tie between two teams, the two-team tiebreaker formula will then be utilized. Ties involving teams higher in the standings are always broken before ties involving teams lower in the standings.

MEN'S BASKETBALL TOURNAMENT ALL-TIME RESULTS

1949 • LOUISVILLE, KENTUCKY

First Round

Western Kentucky 73, Tennessee Tech 42
 Eastern Kentucky 73, Murray State 41
 Louisville 79, Marshall 65
 Morehead State 57, Evansville 54

Semifinals

Western Kentucky 70, Eastern Kentucky 54
 Louisville 76, Morehead State 54

Consolation

Eastern Kentucky 64, Morehead State 44

Championship

Western Kentucky 74, Louisville 68

1950 • LOUISVILLE, KENTUCKY

First Round

Eastern Kentucky 54, Evansville 52
 Western Kentucky 79, Tennessee Tech 60
 Murray State 75, Morehead State 60

Semifinals

Eastern Kentucky 66, Marshall 62 (OT)
 Western Kentucky 58, Murray State 54

Consolation

Marshall 68, Murray State 64 (2OT)

Championship

Eastern Kentucky 62, Western Kentucky 50

1951 • LOUISVILLE, KENTUCKY

First Round

Murray State 56, Tennessee Tech 46
 Evansville 66, Morehead State 57
 Eastern Kentucky 91, Marshall 54

Semifinals

Eastern Kentucky 64, Evansville 61
 Murray State 78, Western Kentucky 77

Consolation

Western Kentucky 72, Evansville 71

Championship

Murray State 92, Eastern Kentucky 60

1952 • LOUISVILLE, KENTUCKY

First Round

Marshall 74, Morehead State 62
 Western Kentucky 83, Evansville 63
 Murray State 61, Tennessee Tech 59 (OT)

Semifinals

Murray State 69, Eastern Kentucky 59
 Western Kentucky 89, Marshall 64

Championship

Western Kentucky 47, Murray State 45

1953 • LOUISVILLE, KENTUCKY

First Round

Murray State 79, Middle Tennessee 70
 Morehead State 70, Tennessee Tech 61

Semifinals

Eastern Kentucky 52, Murray State 43
 Western Kentucky 76, Morehead State 65

Championship

Western Kentucky 70, Eastern Kentucky 60

1954 • LOUISVILLE, KENTUCKY

First Round

Morehead State 92, Tennessee Tech 55
 Middle Tennessee 86, Murray State 84

Semifinals

Western Kentucky 97, Morehead State 79
 Eastern Kentucky 95, Middle Tennessee 69

Championship

Western Kentucky 85, Eastern Kentucky 69

1955 • LOUISVILLE, KENTUCKY

First Round

Morehead State 123, Middle Tennessee 68
 Western Kentucky 80, Tennessee Tech 68

Semifinals

Murray State 77, Western Kentucky 72
 Eastern Kentucky 91, Morehead State 76

Championship

Eastern Kentucky 76, Murray State 59

1964 • LOUISVILLE, KENTUCKY

First Round

Western Kentucky 100, Middle Tennessee 65
 Eastern Kentucky 100, Austin Peay 81
 Tennessee Tech 77, East Tennessee 59
 Murray State 89, Morehead State 82

Semifinals

Murray State 79, Tennessee Tech 75
 Western Kentucky 82, Eastern Kentucky 73

Championship

Murray State 77, Western Kentucky 68

1965 • LOUISVILLE, KENTUCKY

First Round

Murray State 86, Middle Tennessee 65
 Eastern Kentucky 86, Austin Peay 85
 Tennessee Tech 90, East Tennessee 78
 Western Kentucky 80, Morehead State 55

Semifinals

Eastern Kentucky 79, Murray State 73
 Western Kentucky 78, Tennessee Tech 63

Championship

Western Kentucky 83, Eastern Kentucky 67

1966 • LOUISVILLE, KENTUCKY

First Round

Middle Tennessee 71, Austin Peay 70
 East Tennessee 87, Eastern Kentucky 78
 Morehead State 74, Tennessee Tech 73
 Western Kentucky 94, Murray State 83

Semifinals

East Tennessee 86, Middle Tennessee 72
 Western Kentucky 80, Morehead State 77 (OT)

Championship

Western Kentucky 72, East Tennessee 59

1967 • NASHVILLE, TENNESSEE

First Round

Tennessee Tech 71, Morehead State 63
 East Tennessee 64, Eastern Kentucky 50
 Murray State 77, Austin Peay 68
 Western Kentucky 94, Murray State 83

Semifinals

Tennessee Tech 64, East Tennessee 62
 Murray State 83, Western Kentucky 75

Championship

Tennessee Tech 67, Murray State 60

1975 • MURFREESBORO, TENNESSEE

Semifinals

#2 Austin Peay 78, #3 Tennessee Tech 69
 #1 Middle Tennessee 89, #4 Morehead State 68

Championship

Middle Tennessee 89, Austin Peay 75

1976 • BOWLING GREEN, KENTUCKY

First Round

#1 Western Kentucky 91, #8 East Tennessee 74
 #5 Middle Tennessee 84, #4 Tennessee Tech 72
 #2 Austin Peay 82, #7 Murray State 71
 #3 Morehead State 75, #6 Eastern Kentucky 64

Semifinals

Western Kentucky 88, Middle Tennessee 78
 Morehead State 88, Austin Peay 83

Championship

Western Kentucky 65, Morehead State 60

1977 • CLARKSVILLE, TENNESSEE

Semifinals

#2 Middle Tennessee 92, #3 Morehead State 70
 #1 Austin Peay 82, #4 Murray State 75

Championship

Middle Tennessee 77, Austin Peay 65

1978 • BOWLING GREEN, KENTUCKY

Semifinals

#3 Western Kentucky 79, #2 East Tennessee 75
 #4 Austin Peay 66, #1 Middle Tennessee 61

Championship

Western Kentucky 77, Austin Peay 69

1979 • RICHMOND, KENTUCKY

Semifinals

#2 Western Kentucky 90, #3 Morehead State 85
 #1 Eastern Kentucky 90, #4 Middle Tennessee 81

Championship

Eastern Kentucky 78, Western Kentucky 77

1980 • BOWLING GREEN, KENTUCKY

Semifinals

#2 Murray State 77, #3 Morehead State 74 (OT)
 #1 Western Kentucky 84, #4 Eastern Kentucky 83

Championship

Western Kentucky 54, Murray State 51

1981 • BOWLING GREEN, KENTUCKY

Semifinals

#2 Murray State 62, #3 Middle Tennessee 60 (OT)
 #1 Western Kentucky 82, #4 Austin Peay 71

Championship

Western Kentucky 71, Murray State 67

1982 • BOWLING GREEN, KENTUCKY

Semifinals

#3 Middle Tennessee 56, #2 Murray State 54 (OT)
 #1 Western Kentucky 95, #4 Morehead State 87

Championship

Middle Tennessee 54, Western Kentucky 52

1983 • MURRAY, KENTUCKY

Semifinals

#2 Morehead State 54, #3 Tennessee Tech 53
 #4 Akron 65, #1 Murray State 61

Championship

Morehead State 81, Akron 65

1984 • MOREHEAD, KENTUCKY

Semifinals

#3 Youngstown State 63, #2 Tennessee Tech 55 (OT)
 #1 Morehead State 80, #4 Murray State 64

Championship

Morehead State 47, Youngstown State 44

1985 • MURFREESBORO, TENNESSEE

First Round

Youngstown State 79, Morehead State 74
 Middle Tennessee 63, Murray State 60
 Eastern Kentucky 75, Austin Peay 66

Semifinals

Middle Tennessee 54, Tennessee Tech 52
 Youngstown State 95, Eastern Kentucky 61

Championship

Middle Tennessee 66, Youngstown State 63

1986 • AKRON, OHIO

First Round

#2 Middle Tennessee 88, #7 Eastern Kentucky 65
 #4 Murray State 78, #5 Austin Peay 66
 #6 Tennessee Tech 71, #3 Youngstown State 68

Semifinals

#1 Akron 67, Tennessee Tech 58
 Middle Tennessee 85, Murray State 81

Championship

Akron 68, Middle Tennessee 63

1987 • MURFREESBORO, TENNESSEE

First Round

#2 Akron 103, #7 Youngstown State 74
 #3 Eastern Kentucky 89, #6 Murray State 75
 #4 Austin Peay 78, #5 Morehead State 76

Semifinals

Eastern Kentucky 94, Akron 85
 Austin Peay 87, #1 Middle Tennessee 83

Championship

Austin Peay 71, Eastern Kentucky 68

1988 • MURRAY, KENTUCKY • RACER ARENA

First Round

#2 Middle Tennessee 81, #7 Youngstown State 76
 #3 Austin Peay 81, #6 Tennessee State 78
 #4 Eastern Kentucky 85, #5 Tennessee Tech 71

Semifinals

Austin Peay 94, Middle Tennessee 82
 #1 Murray State 76, Eastern Kentucky 60

Championship

Murray State 73, Austin Peay 70

1989 • NASHVILLE, TENNESSEE MUNICIPAL AUDITORIUM

First Round

#2 Murray State 90, #7 Tennessee State 71
 #3 Austin Peay 85, #6 Tennessee Tech 84
 #5 Eastern Kentucky 63, #4 Morehead State 50

Semifinals

Austin Peay 74, Murray State 65
 #1 Middle Tennessee 81, Eastern Kentucky 64

Championship

Middle Tennessee 82, Austin Peay 79

1990 • MURRAY, KENTUCKY • RACER ARENA

First Round

#7 Austin Peay 75, #2 Tennessee Tech 57
 #4 Eastern Kentucky 65, #5 Middle Tennessee 52
 #3 Morehead State 92, #6 Tennessee State 89

Semifinals

Eastern Kentucky 52, Morehead State 50
 #1 Murray State 68, Austin Peay 67

Championship

Murray State 64, Eastern Kentucky 57

1991 • MURRAY, KENTUCKY • RACER ARENA

First Round

#2 Eastern Kentucky 91, #7 Tennessee St. 70
#6 Morehead State 88, #3 Tennessee Tech 83
#5 Middle Tennessee 87, #4 Austin Peay 83

Semifinals

#1 Murray State 89, Morehead State 61
Middle Tennessee 83, Eastern Kentucky 66

Championship

Murray State 79, Middle Tennessee 67

1992 • LEXINGTON, KENTUCKY • RUPP ARENA

First Round

#4 Tennessee Tech 89, #5 Austin Peay 68
#2 Eastern Kentucky 88, #7 Tennessee St. 67
#6 Morehead State 81, #3 Middle Tennessee 80

Semifinals

Eastern Kentucky 72, Tennessee Tech 67
#1 Murray State 109, Morehead State 77

Championship

Murray State 81, Eastern Kentucky 60

1993 • LEXINGTON, KENTUCKY • RUPP ARENA

First Round

#4 Tennessee Tech 97, #5 Morehead State 89
#3 Murray State 82, #6 Austin Peay 66

Semifinals

#1 Tennessee State 77, Tennessee Tech 70
Murray State 74, #2 Eastern Kentucky 73

Championship

Tennessee State 82, Murray State 68

1994 • NASHVILLE, TENNESSEE

MUNICIPAL AUDITORIUM

First Round

#5 Morehead State 83, #4 Eastern Kentucky 78
#2 Tennessee State 61, #7 Middle Tennessee 60
#6 Tennessee Tech 101, #3 Austin Peay 91

Semifinals

#1 Murray State 104, Morehead State 86
Tennessee State 91, Tennessee Tech 74

Championship

Tennessee State 73, Murray State 72

1995 • NASHVILLE, TENNESSEE

MUNICIPAL AUDITORIUM

First Round

#5 Austin Peay 85, #4 Tennessee Tech 74
#2 Murray State 75, #7 Middle Tennessee 67
#6 Eastern Kentucky 85, #3 Morehead State 74

Semifinals

Austin Peay 81, #1 Tennessee State 76
Murray State 78, Eastern Kentucky 72

Championship

Murray State 92, Austin Peay 84

1996 • NASHVILLE, TENNESSEE

MUNICIPAL AUDITORIUM

First Round

#5 Tennessee Tech 89, #4 Middle Tennessee 69
#2 Tennessee State 71, #7 Morehead State 60
#3 Austin Peay 89, #6 Eastern Kentucky 67

Semifinals

#1 Murray State 85, Tennessee Tech 71
Austin Peay 83, Tennessee State 62

Championship

Austin Peay 70, Murray State 68

1997 • NASHVILLE, TENNESSEE

GAYLORD ENTERTAINMENT CENTER

First Round (at campus sites)

#1 Austin Peay 106, #8 Morehead State 83
#2 Murray State 76, #7 Tennessee State 63
#3 Middle Tennessee 89, #6 Southeast Missouri 74
#4 Tennessee Tech 83, #5 Eastern Illinois 81

Semifinals

Austin Peay 70, Tennessee Tech 60
Murray State 74, Middle Tennessee 48

Championship

Murray State 88, Austin Peay 85 (OT)

1998 • NASHVILLE, TENNESSEE

GAYLORD ENTERTAINMENT CENTER

First Round (at campus sites)

#1 Murray State 84, #8 Tennessee Tech 63
#7 Tennessee State 84, #2 Eastern Illinois 79
#3 Middle Tennessee 61, #6 Eastern Kentucky 49
#4 Austin Peay 76, #5 Southeast Missouri 46

Semifinals

Murray State 81, Austin Peay 56
Tennessee State 74, Middle Tennessee 70

Championship

Murray State 92, Tennessee State 69

1999 • NASHVILLE, TENNESSEE

GAYLORD ENTERTAINMENT CENTER

First Round (at campus sites)

#1 Murray State 96, #8 Tennessee Tech 61
#2 Southeast Missouri 78, #7 Eastern Illinois 57
#3 Middle Tennessee 75, #6 Tennessee State 68
#5 Morehead State 82, #4 Austin Peay 77

Semifinals

Murray State 92, Morehead State 69
Southeast Missouri 82, Middle Tennessee 74

Championship

Murray State 62, Southeast Missouri 61

2000 • NASHVILLE, TENNESSEE

GAYLORD ENTERTAINMENT CENTER

First Round (at campus sites)

#1 Murray State 83, #8 Tennessee State 58
#2 Southeast Missouri 76, #7 UT Martin 74
#6 Middle Tennessee 87, #3 Tennessee Tech 70
#4 Eastern Illinois 107, #5 Austin Peay 100 (2OT)

Semifinals

Murray State 89, Eastern Illinois 70
Southeast Missouri 78, Middle Tennessee 60

Championship

Southeast Missouri 67, Murray State 56

2001 • NASHVILLE, TENNESSEE

GAYLORD ENTERTAINMENT CENTER

First Round (at campus sites)

#1 Tennessee Tech 69, #8 UT Martin 58
#2 Eastern Illinois 102, #7 Morehead State 80
#3 Murray State 114, #6 Tennessee State 100
#4 Austin Peay 72, #5 Southeast Missouri 70 (OT)

Semifinals

Austin Peay 83, Tennessee Tech 63
Eastern Illinois 97, Murray State 71

Championship

Eastern Illinois 84, Austin Peay 83

2002 • LOUISVILLE, KENTUCKY

KENTUCKY INT'L CONVENTION CENTER

First Round (at campus sites)

#1 Tennessee Tech 73, #8 Southeast Missouri 56
#2 Morehead State 91, #7 Tennessee State 82
#3 Murray State 103, #6 Eastern Illinois 56
#4 Austin Peay 72, #5 UT Martin 69

Semifinals

Tennessee Tech 86, Austin Peay 77
Murray State 89, Morehead State 75

Championship

Murray State 70, Tennessee Tech 69

2003 • NASHVILLE, TENNESSEE

GAYLORD ENTERTAINMENT CENTER

First Round (at campus sites)

#1 Austin Peay 83, #8 Eastern Kentucky 80
#2 Morehead State 91, #7 Southeast Missouri 84
#3 Tennessee Tech 76, #6 UT Martin 62
#4 Murray State 74, #5 Eastern Illinois 63

Semifinals

Austin Peay 59, Murray State 58 (OT)
Tennessee Tech 88, Morehead State 71

Championship

Austin Peay 63, Tennessee Tech 57

2004 • NASHVILLE, TENNESSEE

MUNICIPAL AUDITORIUM

First Round (at campus sites)

#3 Morehead State 83, #6 Jacksonville State 68
#4 Eastern Kentucky 81, #5 Samford 61
#2 Murray State 92, #7 Tennessee Tech 75
#1 Austin Peay 75, #8 Tennessee State 71

Semifinals

Austin Peay 62, Eastern Kentucky 57
Murray State 94, Morehead State 72

Championship

Murray State 66, Austin Peay 60

2005 • NASHVILLE, TENNESSEE

GAYLORD ENTERTAINMENT CENTER

First Round (at campus sites)

#1 Tennessee Tech 72, #8 Eastern Illinois 68
#2 Eastern Kentucky 74, #7 Tennessee State 68
#6 Southeast Missouri 61, #3 Murray State 58
#5 Austin Peay 71, #4 Samford 60

Semifinals

Austin Peay 67, Tennessee Tech 61
Eastern Kentucky 69, Southeast Missouri 52

Championship

Eastern Kentucky 52, Austin Peay 46

2006 • NASHVILLE, TENNESSEE

GAYLORD ENTERTAINMENT CENTER

First Round (at campus sites)

#1 Murray State 65, #8 UT Martin 52
#2 Samford 78, #7 Tennessee State 67
#3 Tennessee Tech 78, #6 Austin Peay 74
#4 Jacksonville State 86, #5 Eastern Kentucky 59

Semifinals

Samford 73, Tennessee Tech 66
Murray State 69, Jacksonville State 60

Championship

Murray State 74, Samford 57

2007 • NASHVILLE, TENNESSEE

GAYLORD ENTERTAINMENT CENTER

First Round (at campus sites)

#1 Austin Peay 89, #8 Tennessee State 84 (OT)
#2 Eastern Kentucky 63, #7 Morehead State 45
#3 Tennessee Tech 88, #6 Southeast Missouri 60
#5 Samford 70, #4 Murray State 60

Semifinals

Austin Peay 65, Samford 55
Eastern Kentucky 57, Tennessee Tech 54

Championship

Eastern Kentucky 63, Austin Peay 62

2008 • NASHVILLE, TENNESSEE

MUNICIPAL AUDITORIUM

First Round (at campus sites)

#1 Austin Peay 76, #8 Eastern Kentucky 51
#2 Murray State 77, #7 Tennessee Tech 74
#6 Tennessee State 68, #3 Morehead State 61
#4 UT Martin 101, #5 Samford 94 (3OT)

Semifinals

Austin Peay 78, UT Martin 77
Tennessee State 83, Murray State 75

Championship

Austin Peay 82, Tennessee State 64

2009 • NASHVILLE, TENNESSEE

SOMMET CENTER

First Round (at campus sites)

#1 UT Martin 93, #8 Tennessee Tech 75
#2 Austin Peay 57, #7 Eastern Illinois 54
#3 Murray State 88, #6 Tennessee State 74
#4 Morehead State 91, #5 Eastern Kentucky 72

Semifinals

Morehead State 63, UT Martin 55
Austin Peay 67, Murray State 50

Championship

Morehead State 67, Austin Peay 65 (2OT)

2010 • NASHVILLE, TENNESSEE

BRIDGESTONE ARENA

First Round (at campus sites)

#1 Murray State 84, #8 Tennessee State 51
#2 Morehead State 87, Jacksonville State 54
#6 Tennessee Tech 68, #3 Austin Peay 65
#4 Eastern Illinois 68, #5 Eastern Kentucky 61

Semifinals

Murray State 55, Eastern Illinois 51
Morehead State 76, Tennessee Tech 47

Championship

Murray State 62, Morehead State 51

MEN'S BASKETBALL ALL-TIME ALL-TOURNAMENT TEAMS

<p>1949 Sonny Allen, Morehead State Jacke Coleman, Louisville Glenn Combs, Louisville Joe Hafeele, Evansville Paul Hicks, Eastern Kentucky Bob Lavory, Western Kentucky Chuck Mrazovich, Eastern Kentucky John Oldham, Western Kentucky Kenni Reeves, Louisville Bill Toothman, Marshall</p>	<p>1965 Eddie Bodkin, Eastern Kentucky Wayne Chapman, Western Kentucky Steve Cunningham, Western Kentucky Clem Haskins, Western Kentucky Tommy Head, Austin Peay Stewart Johnson, Murray State Henry Jordon, Tennessee Tech Dwight Smith, Western Kentucky Dennis Synder, Austin Peay Bill Walton, Eastern Kentucky</p>	<p>1984 Earl Harrison, Morehead State (MVP) Ray Robinson, Youngstown State Arthur Sullivan, Morehead State Craig Talley, Murray State Bruce Timko, Youngstown State</p>	<p>1998 Chad Townsend, Murray State (MVP) De'Teri Mayes, Murray State Jamie Roberts, Tennessee State Isaac Spencer, Murray State Aylton Tesch, Middle Tennessee Brian Williams, Tennessee State</p>
<p>1950 Sonny Allen, Morehead State Don Brown, Marshall Joe Hafeele, Evansville Paul Hicks, Eastern Kentucky Bob Lavory, Western Kentucky Harold Loughary, Murray State Bill Martin, Morehead State Chuck Mrazovich, Eastern Kentucky Charley Snow, Murray State</p>	<p>1966 Richard Arnold, East Tennessee State Wayne Chapman, Western Kentucky Dick Cunningham, Murray State Clem Haskins, Western Kentucky Bruce King, Morehead State Herb McPherson, Murray State Jim Sandfoss, Morehead State Dwight Smith, Western Kentucky Bobby Washington, Eastern Kentucky Tommy Woods, East Tennessee State</p>	<p>1985 John Keshock, Youngstown St. (MVP) Kim Cooksey, Middle Tennessee James Johnson, Middle Tennessee Vada Martin, Murray State Lonnie Thompson, Middle Tennessee</p>	<p>1999 Aubrey Reese, Murray State (MVP) Mike Branson, Southeast Missouri Bud Eley, Southeast Missouri Isaac Spencer, Murray State Duane Virgil, Murray State</p>
<p>1951 Harry Axford, Evansville Jim Baechtold, Eastern Kentucky Jack Baker, Morehead State Bob Barnett, Evansville Garrett Beshear, Murray State Gene Garrett, Murray State Rip Gish, Western Kentucky Don Miller, Morehead State Bennie Purchase, Murray State</p>	<p>1967 Frank Battleston, Tennessee Tech Willie Brown, Middle Tennessee Wayne Chapman, Western Kentucky Billy Chumbler, Murray State Dick Cunningham, Murray State Larry Jordan, Morehead State Butch Kaufman, Western Kentucky Tom Moran, Murray State Jim Sutton, Tennessee Tech Harley Swift, East Tennessee</p>	<p>1986 Eric McLaughlin, Akron (MVP) Kim Cooksey, Middle Tennessee State Lee Campbell, Middle Tennessee Marcel Boyce, Akron Mike Dowdell, Akron</p>	<p>2000 Roderick Johnson, SE Missouri (MVP) Mik Branson, Southeast Missouri Kyle Hill, Eastern Illinois Antonio Short, Southeast Missouri Isaac Spencer, Murray State Michael Stokes, Southeast Missouri</p>
<p>1952 Jim Baechtold, Eastern Kentucky Garrett Beshear, Murray State Roscoe Bivin, Evansville Jim Lamb, Marshall Tom Marshall, Western Kentucky Bennie Purchase, Murray State Gene Rhodes, Western Kentucky Flavius Smith, Tennessee Tech Art Spoelstra, Western Kentucky Walt Walowac, Marshall Eliza Whalan, Morehead State Dick White, Western Kentucky</p>	<p>1975 Steve Peeler, Middle Tennessee (MVP) Charlie Fishback, Austin Peay Otis Howard, Austin Peay Frank Jones, Tennessee Tech George Sorrell, Middle Tennessee Claude Taylor, Middle Tennessee</p>	<p>1987 Darryl Bedford, Austin Peay (MVP) Eric McLaughlin, Akron Lawrence Mitchell, Austin Peay Antonio Parris, Eastern Kentucky Randolph Taylor, Eastern Kentucky</p>	<p>2001 Kyle Hill, Eastern Illinois (MVP) Henry Domercant, Eastern Illinois Trenton Hassell, Austin Peay Isaac Spencer, Murray State Nick Stapleton, Austin Peay</p>
<p>1953 Bill Bales, Eastern Kentucky Garrett Beshear, Murray State Linda Castle, Morehead State Rich Gott, Murray State Paul Hughes, Tennessee Tech Tom Marshall, Western Kentucky Art Spoelstra, Western Kentucky Elmer Tolson, Eastern Kentucky Ken Trickey, Middle Tennessee Eliza Wahlen, Morehead State</p>	<p>1976 Johnny Britt, Western Kentucky (MVP) Sam Drummer, Austin Peay Ted Hundley, Morehead State Wilson Jones, Western Kentucky Tim Sisneros, Middle Tennessee</p>	<p>1989 Keith Rawls, Austin Peay (MVP) Kerry Hammonds, Middle Tennessee Gerald Harris, Middle Tennessee Randy Henry, Middle Tennessee Javin Johnson, Austin Peay</p>	<p>2002 Justin Burdine, Murray State (MVP) Damien Kinloch, Tennessee Tech James Singleton, Murray State Nick Stapleton, Austin Peay Joey Westmoreland, Tennessee Tech</p>
<p>1954 Jack Adams, Eastern Kentucky Lynn Cole, Western Kentucky Howie Crittenden, Murray State Tom Holbrook, Eastern Kentucky Tom Marshall, Western Kentucky Sam Smith, Middle Tennessee Art Spoelstra, Western Kentucky Dan Swartz, Morehead State Ken Trickey, Middle Tennessee Jack Turner, Western Kentucky</p>	<p>1977 Bob Martin, Middle Tennessee (MVP) Clavin Garrett, Austin Peay Otis Howard, Austin Peay Greg Joyner, Middle Tennessee Lewis Mack, Middle Tennessee</p>	<p>1990 Popeye Jones, Murray State (MVP) Frank Allen, Murray State Mike Davis, Eastern Kentucky Aric Sinclair, Eastern Kentucky Donald Tivis, Austin Peay</p>	<p>2003 Josh Lewis, Austin Peay (MVP) Cameron Crisp, Tennessee Tech Corey Gipson, Austin Peay Adrian Henning, Austin Peay Damien Kinloch, Tennessee Tech Cuthbert Victor, Murray State</p>
<p>1955 Forest Able, Western Kentucky Jack Adams, Eastern Kentucky Howie Crittenden, Murray State Ralph Crosthwaite, Western Kentucky Dick Culbertson, Eastern Kentucky Steve Hamilton, Morehead State Ronnie Pellegrin, Eastern Kentucky Doug Sharder, Middle Tennessee Kenny Sidwell, Tennessee Tech Dan Swartz, Morehead State</p>	<p>1978 Otis Howard, Austin Peay (MVP) Aaron Bryant, Western Kentucky Norman Jackson, Austin Peay Greg Joyner, Middle Tennessee Scott Place, East Tennessee</p>	<p>1991 Popeye Jones, Murray State (MVP) Greg Coble, Murray State Warren Kidd, Middle Tennessee Paul King, Murray State Robert Taylor, Middle Tennessee</p>	<p>2004 Cuthbert Victor, Murray State (MVP) Adam Chiles, Murray State Anthony Davis, Austin Peay Josh Lewis, Austin Peay Antoine Whelchel, Murray State Matt Witt, Eastern Kentucky</p>
<p>1956 Henry Akin, Morehead State Eddie Bodkin, Eastern Kentucky Steven Cunningham, Western Ky. Clem Haskins, Western Kentucky Stewart Johnson, Murray State Lee Lemos, Eastern Kentucky Herb McPherson, Murray State John Namicu, Murray State Dave Pratt, Tennessee Tech</p>	<p>1979 Greg Jackson, Western Ky. (MVP) Kenney Elliot, Eastern Kentucky Bruce Jones, Eastern Kentucky Greg Joyner, Middle Tennessee James Tillman, Eastern Kentucky</p>	<p>1992 Popeye Jones, Murray State (MVP) Frank Allen, Murray State Doug Bentz, Morehead State Maurice Cannon, Murray State Mike Smith, Eastern Kentucky</p>	<p>2005 Michael Haney, Eastern Ky. (MVP) Maurice Hampton, Austin Peay Zach Ingles, Eastern Kentucky Willie Jenkins, Tennessee Tech Zac Schlader, Austin Peay</p>
<p>1957 Craig McCormick, Western Ky. (MVP) Tommy Baker, Eastern Kentucky Charlie Clay, Morehead State Gary Hooker, Murray State Lamont Sleet, Murray State</p>	<p>1980 Craig McCormick, Western Ky. (MVP) Tommy Baker, Eastern Kentucky Charlie Clay, Morehead State Gary Hooker, Murray State Lamont Sleet, Murray State</p>	<p>1993 Monty Wilson, Tennessee State (MVP) Curtis Davis, Tennessee State Cedric Gumm, Murray State Maurice Houston, Tennessee Tech Arlando Johnson, Eastern Kentucky Carlos Rogers, Tennessee State</p>	<p>2006 Pearson Griffith, Murray State (MVP) Courtney Bradley, Jacksonville State J. Robert Merritt, Samford Trey Pearson, Murray State Travis Peterson, Samford Shawn Witherspoon, Murray State</p>
<p>1958 Lamont Sleet, Murray State (MVP) Jerry Beck, Middle Tennessee Jerry Smith, Murray State Percy White, Western Kentucky Tony Wilson, Western Kentucky</p>	<p>1981 Lamont Sleet, Murray State (MVP) Jerry Beck, Middle Tennessee Jerry Smith, Murray State Percy White, Western Kentucky Tony Wilson, Western Kentucky</p>	<p>1994 Carlos Rogers, Tennessee St. (MVP) Tyrone Boardley, Morehead State Cedric Gumm, Murray State Tim Horton, Tennessee State Marcus Jones, Murray State Robert West, Tennessee Tech</p>	<p>2007 Mike Rose, Eastern Kentucky (MVP) Randall Gulina, Samford Adam Leonard, Eastern Kentucky Fernandez Lockett, Austin Peay Drake Reed, Austin Peay</p>
<p>1959 Craig McCormick, Western Ky. (MVP) Rick Campbell, Middle Tennessee Kenny Ellis, Western Kentucky Bobby Jones, Western Kentucky</p>	<p>1982 Craig McCormick, Western Ky. (MVP) Jerry Beck, Middle Tennessee Rick Campbell, Middle Tennessee Kenny Ellis, Western Kentucky Bobby Jones, Western Kentucky</p>	<p>1995 Marcus Brown, Murray State (MVP) Curtis Fincher, Eastern Kentucky John Jenkins, Austin Peay Vincent Rainey, Murray State Bubba Wells, Austin Peay</p>	<p>2008 Todd Babington, Austin Peay (MVP) Fernandez Lockett, Austin Peay Derek Wright, Austin Peay Bruce Price, Tennessee State Lester Hudson, UT Martin</p>
<p>1960 Guy Minnifield, Morehead State (MVP) Earl Harrison, Morehead State Ricky Hood, Murray State Joe Jakubick, Akron Steve Taylor, Tennessee Tech</p>	<p>1983 Guy Minnifield, Morehead State (MVP) Earl Harrison, Morehead State Ricky Hood, Murray State Joe Jakubick, Akron Steve Taylor, Tennessee Tech</p>	<p>1996 Bubba Wells, Austin Peay (MVP) Marcus Brown, Murray State Reggie Crenshaw, Austin Peay Vincent Rainey, Murray State Joe Sibbitt, Austin Peay</p>	<p>2009 Kenneth Faried, Morehead State (MVP) Demonte Harper, Morehead State Drake Reed, Austin Peay Wes Channels, Austin Peay Lester Hudson, UT Martin</p>
<p>1961 Earl Harrison, Morehead State (MVP) Ray Robinson, Youngstown State Arthur Sullivan, Morehead State Craig Talley, Murray State Bruce Timko, Youngstown State</p>	<p>1984 Earl Harrison, Morehead State (MVP) Ray Robinson, Youngstown State Arthur Sullivan, Morehead State Craig Talley, Murray State Bruce Timko, Youngstown State</p>	<p>1997 Chad Townsend, Murray State (MVP) Lorenzo Coleman, Tennessee Tech Reggie Crenshaw, Austin Peay De'Teri Mayes, Murray State Vincent Rainey, Murray State Bubba Wells, Austin Peay</p>	<p>2010 Isaiah Canaan, Murray State (MVP) Tony Easley, Murray State Isacc Miles, Murray State Kenneth Faried, Morehead State Maze Stallworth, Morehead State</p>

MEN'S BASKETBALL TOURNAMENT RECORDS

Single Game - Team

Most Points

123 - Morehead State, vs. Middle Tennessee (1955)

Most Field Goals

50 - Morehead State, vs. Middle Tennessee (1955)

Most Field Goal Attempts

87 - Austin Peay, vs. Eastern Illinois (2000)

Best Field Goal Percentage

.680 (34-50) - Austin Peay, vs. Tennessee State (1988)

Fewest Field Goals Made

12 - Murray State, vs. Louisville (1949)

Most Free Throws Made

50 - Morehead State, vs. Eastern Kentucky (1955)

Most Free Throw Attempts

65 - Morehead State, vs. Eastern Kentucky (1955)

Best Free Throw Percentage (minimum 10 attempts)

1.000 (11-11) - Jacksonville State, vs. Morehead State (2004)

Fewest Free Throws Made

0 - Murray State, vs. Southeast Missouri (2005)

Fewest Free Throw Attempts

1 - Murray State, vs. Southeast Missouri (2005)

Most 3-Point Goals Made

17 - Tennessee State, vs. Murray State (2001)

Most 3-Point Attempts

42 - Tennessee Tech, vs. Middle Tennessee (2000)

42 - Samford vs. UT Martin (2008)

Best 3-Point Percentage

.889 (8-9) - Austin Peay, vs. Eastern Kentucky (1987)

Most Personal Fouls

36 - Eastern Kentucky, vs. Murray State

Fewest Personal Fouls

4 - Southeast Missouri, vs. Murray State (2005)

Most Rebounds

72 - Eastern Kentucky, vs. Austin Peay (1964)

Most Turnovers

28 - Austin Peay, vs. Tennessee State (1988)

Most Assists

31 - Akron, vs. Youngstown State (1987)

Single Game - Two Teams

Most Points

214 - Murray State (114) vs. Tennessee State (100), (2001)

Fewest Points

91 - Morehead State (47) vs. Youngstown State (44), (1955)

Widest Margin of Victory

55 - Morehead State(123) vs. Middle Tennessee (68), (1955)

Most Field Goals

78 - Middle Tennessee (43) vs. Austin Peay (35), (1975)

Most Field Goal Attempts

168 - Austin Peay (87) vs. Eastern Illinois (81), (2000)

Fewest Field Goals

32 - Eastern Kentucky (18) vs. Middle Tennessee (14), (1988)

Most Free Throws

83 - Morehead State (50) vs. Eastern Kentucky (33), (1955)

Fewest Free Throws

7 - Southeast Missouri (7) vs. Murray State (0), (2005)

Most Personal Fouls

64 - Morehead State (33) vs. Youngstown State (31), (1985)

Fewest Personal Fouls:

10 - Southeast Missouri (4) vs. Murray State (6), (2005)

Single Game - Individual

Most Points

43 - Bubba Wells, Austin Peay vs. Morehead State (1997)

Most Field Goals Made

17 - Bubba Wells, Austin Peay vs. Morehead State (1997)

Most Field Goal Attempts

31 - Bubba Wells, Austin Peay vs. Morehead State (1997)

Best Field Goal Percentage (minimum 10 attempts)

1.000 (10-for-10) - Ralph Garner, Austin Peay vs. Murray State (1977)

1.000 (10-for-10) - John Best, Tennessee Tech vs. Eastern Kentucky (1992)

Most Free Throws Made

20, Howard Crittenden, Murray State vs. Western Kentucky (1955)

Most Consecutive Free Throws Made

16 - Ken Sidwell, Tennessee Tech vs. Western Kentucky (1955)

16 - Ricky Minard, Morehead State vs. Jacksonville St. (2004)

Most Free Throw Attempts

28 - Howard Crittenden, Murray State vs. Western Kentucky (1955)

Best Free Throw Percentage (minimum 12 attempts)

.937 (15-of-16) - Clem Haskins, Western Kentucky vs. Murray State (1996)

Most 3-Point Goals Made

9 - Marquis Weddle, UT Martin vs. Samford (2008)

Most Rebounds

34 - Dick Cunningham, Murray State vs. Western Kentucky (1967)

Most Assists

14 - Duane Washington, Middle Tennessee vs. Eastern Kentucky (1986)

Most Steals

7 - James Johnson, Middle Tennessee vs. Murray State (1985)

Most Blocked Shots

8 - Lorenzo Coleman, Tennessee Tech vs. Middle Tennessee (1996)

8 - Pearson Griffith, Murray State vs. UT Martin (2006)

Tournament - Individual

Most Points

99 - Bubba Wells, Austin Peay (1997)

99 - Kyle Hill, Eastern Illinois (2001)

Most Field Goals

36 - Bubba Wells, Austin Peay (1997)

Most Field Goals Attempts

76 - Bubba Wells, Austin Peay (1997)

Most Free Throws

32 - Jack Adams, Eastern Kentucky (1955)

Most Free Throw Attempts

40 - Clem Haskins, Western Kentucky (1964)

Most 3- Point Goals

17 - Robert Taylor, Middle Tennessee (1991)

Most Rebounds

65 - Dick Cunningham, Murray State (1967)

Tournament - Team

Most Points

283 - Eastern Illinois (2001)

Most Field Goals

105 - Murray State (1998)

Most Free Throws Made

82 - Murray State (1954)

Fewest Free Throws Made (3 games)

28 - Middle Tennessee (1986)

Most Free Throw Attempts

109 - Murray State (1954)

Fewest Free Throw Attempts (3 games)

39 - Austin Peay (1996)

Most 3-Point Field Goals

30 - Samford (2006)

Most Personal Fouls

77 - Louisville (1949)

77 - Murray State (1993)

Fewest Personal Fouls (3 games)

37 - Austin Peay (1996)

Most Rebounds

184 - Western Kentucky (1965)

MEN'S BASKETBALL POSTSEASON HISTORY BY TEAM

Austin Peay (2-7 NCAA: 1-2 NIT: 0-1 Cl.com)

1973 -- NCAA	Austin Peay 77, Jacksonville 75 Kentucky 106, Austin Peay 100 (OT) Marquette 88, Austin Peay 73
1974 -- NCAA	Notre Dame 108, Austin Peay 73
1987 -- NCAA	Austin Peay 68, Illinois 67 Providence 90, Austin Peay 87 (OT)
1996 -- NCAA	Georgia Tech 90, Austin Peay 70
2003 -- NCAA	Louisville 86, Austin Peay 64
2004 -- NIT	Austin Peay 65, Belmont 59 George Mason 66, Austin Peay 60
2007 -- NIT	Air Force 75, Austin Peay 51
2008 -- NCAA	Texas 82, Austin Peay 64
2009 -- Cl.com	Bradley 81, Austin Peay 74

Eastern Illinois (0-1 NCAA: 0-0 NIT)

2001 -- NCAA	Arizona 101, Eastern Illinois 76
--------------	----------------------------------

Eastern Kentucky (0-7 NCAA: 0-0 NIT: 0-1 CBI)

1953 -- NCAA	Notre Dame 72, Eastern Kentucky 57
1959 -- NCAA	Louisville 77, Eastern Kentucky 63
1965 -- NCAA	DePaul 99, Eastern Kentucky 52
1972 -- NCAA	Florida State 83, Eastern Kentucky 81
1979 -- NCAA	Tennessee 97, Eastern Kentucky 81
2005 -- NCAA	Kentucky 72, Eastern Kentucky 64
2007 -- NCAA	North Carolina 86, Eastern Kentucky 65
2010 -- CBI	College of Charleston 82, Eastern Kentucky 79

Morehead State (5-7 NCAA: 0-0 NIT: 1-1 CBI)

1956 -- NCAA	Morehead State 107, Marshall 92 Iowa 97, Morehead State 83 Morehead State 85, Wayne 84
1957 -- NCAA	Pittsburgh 86, Morehead State 85
1961 -- NCAA	Morehead State 71, Xavier 66 Kentucky 71, Morehead State 64 Louisville 72, Morehead State 59
1983 -- NCAA	Syracuse 74, Morehead State 59
1984 -- NCAA	Morehead State 70, North Carolina A&T 69 Louisville 72, Morehead State 59
2009 -- NCAA	Morehead State 58, Alabama State 43 Louisville 74, Morehead State 54
2010 -- CBI	Morehead State 74, Colorado State 60 Boston University 91, Morehead State 89 (OT)

Murray State (2-14 NCAA: 2-6 NIT)

1964 -- NCAA	Loyola-Chicago 101, Murray State 91
1969 -- NCAA	Marquette 82, Murray State 62
1980 -- NIT	Murray State 53, Jacksonville 49 Murray State 70, Alabama 62 Illinois 65, Murray State 63
1982 -- NIT	Nevada-Las Vegas 87, Murray State 61
1983 -- NIT	Wake Forest 87, Murray State 80
1988 -- NCAA	Murray State 78, North Carolina State 75 Kansas 61, Murray State 58
1989 -- NIT	Penn State 89, Murray State 73
1990 -- NCAA	Michigan State 75, Murray State 71 (OT)
1991 -- NCAA	Alabama 89, Murray State 79
1992 -- NCAA	Arkansas 80, Murray State 69
1994 -- NIT	Bradley 66, Murray State 58
1995 -- NCAA	North Carolina 80, Murray State 69
1996 -- NIT	Missouri 89, Murray State 85
1997 -- NCAA	Duke 71, Murray State 68
1998 -- NCAA	Rhode Island 97, Murray State 74
1999 -- NCAA	Ohio State 72, Murray State 58
2002 -- NCAA	Georgia 85, Murray State 68
2004 -- NCAA	Illinois 72, Murray State 53
2006 -- NCAA	North Carolina 69, Murray State 65
2010 -- NCAA	Murray State 66, Vanderbilt 65 Butler 54, Murray State 52

Southeast Missouri (0-1 NCAA, 0-0 NIT)

2000 -- NCAA	Louisiana State 64, Southeast Missouri 61
--------------	---

Tennessee State (0-2 NCAA: 0-0 NIT)

1993 -- NCAA	Seton Hall 81, Tennessee State 59
1994 -- NCAA	Kentucky 83, Tennessee State 70

Tennessee Tech (0-2 NCAA: 3-2 NIT)

1958 -- NCAA	Notre Dame 94, Tennessee Tech 61
1963 -- NCAA	Loyola-Chicago 111, Tennessee Tech 42
1985 -- NIT	Tennessee 65, Tennessee Tech 62
2002 -- NIT	Tennessee Tech 64, Georgia State 62 Tennessee Tech 68, Dayton 59 Tennessee Tech 80, Yale 61 Memphis 79, Tennessee Tech 73

UT Martin (0-0 NCAA: 0-1 NIT)

2009 -- NIT	Auburn 87, UT Martin 82
-------------	-------------------------

Former OVC Members

Akron (0-1 NCAA: 0-1, NIT)

1986 -- NCAA	Michigan 10, Akron 64
1987 -- NIT	Illinois State 77, Akron 72

East Tennessee State (1-2, NCAA: 0-0 NIT)

1968 -- NCAA	East Tennessee 79, Florida 69 Ohio State 79, East Tennessee 72 Marquette 69, East Tennessee 57
--------------	--

Middle Tennessee (2-6 NCAA: 2-2 NIT)

1975 -- NCAA	Oregon State 78, Middle Tennessee 67
1977 -- NCAA	Detroit 93, Middle Tennessee 76
1982 -- NCAA	Middle Tennessee 50, Kentucky 40 Louisville 81, Middle Tennessee 76 North Carolina 77, Middle Tennessee 59
1985 -- NCAA	Clemson 99, Middle Tennessee 81
1986 -- NIT	Notre Dame 84, Middle Tennessee 71
1987 -- NCAA	Middle Tennessee 85, Tennessee 80
1988 -- NIT	Middle Tennessee 69, Georgia 59 Boston College 78, Middle Tennessee 69
1989 -- NCAA	Middle Tennessee 97, Florida State 83 Virginia 104, Middle Tennessee 88

Western Kentucky (10-12 NCAA, 4-8 NIT)

1949 -- NIT	Bradley 95, Western Kentucky 86
1950 -- NIT	Western Kentucky 79, Niagara 60 St. John's 69, Western Kentucky 60
1952 -- NIT	Western Kentucky 62, Louisville 59 St. Bonaventure 70, Western Kentucky 60
1953 -- NIT	Duquense 69, Western Kentucky 61
1954 -- NIT	Western Kentucky 95, Bowling Green 81 Holy Cross 75, Western Kentucky 69 Niagara 71, Western Kentucky 69
1960 -- NCAA	Western Kentucky 107, Miami (Fla.) 84 Ohio State 98, Western Kentucky 79 Western Kentucky 97, Ohio 87
1962 -- NCAA	Western Kentucky 90, Detroit 81 Ohio State 93, Western Kentucky 73 Butler 87, Western Kentucky 86 (OT)
1965 -- NIT	Western Kentucky 57, Fordham 53 Army 58, Western Kentucky 54
1966 -- NCAA	Western Kentucky 105, Loyola-Chicago 86 Michigan 80, Western Kentucky 89 Western Kentucky 82, Dayton 68
1967 -- NCAA	Dayton 69, Western Kentucky 67 (OT)
1970 -- NCAA	Jacksonville 109, Western Kentucky 96
1971 -- NCAA	Finished Third Western Kentucky 74, Jacksonville 72 Western Kentucky 107, Kentucky 83 Western Kentucky 81, Ohio State 78 (OT) Villanova 92, Western Kentucky 89 (OT) Western Kentucky 77, Kansas 75
1976 -- NCAA	Marquette 79, Western Kentucky 60
1978 -- NCAA	Western Kentucky 87, Syracuse 86 (OT) Michigan State 90, Western Kentucky 69 Virginia Tech 89, Western Kentucky 84 (OT)
1980 -- NCAA	Alabama-Birmingham 93, Western Kentucky 68
1981 -- NCAA	Purdue 72, Western Kentucky 65
1982 -- NIT	

MEN'S BASKETBALL NCAA TOURNAMENT YEAR-BY-YEAR

1953	First Round (East Region - Fort Wayne, Ind.) Notre Dame 72, Eastern Kentucky 57	1971	First Round (Midwest Region - South Bend, Ind.) Western Kentucky 74, Jacksonville 72 Regional Semifinal (Midwest Region - Athens, Ga.) Western Kentucky 107, Kentucky 83 Regional Final (Midwest Region - Athens, Ga.) Western Kentucky 81, Ohio State 78 (OT) National Semifinal (Final Four - Houston, Texas) Villanova 92, Western Kentucky 89 (2OT) National Third Place (Final Four - Houston, Texas) Western Kentucky 77, Kansas 75
1956	First Round (Midwest Region - Fort Wayne, Ind.) Morehead State 107, Marshall 92 Regional Semifinal (Midwest Region - Iowa City, Iowa) Iowa 97, Morehead State 83 Regional Third Place (Midwest Region - Iowa City, Iowa) Morehead State 95, Wayne State 84	1972	First Round (Midwest Region - Knoxville, Tenn.) Florida State 83, Eastern Kentucky 71
1957	First Round (Midwest Region - Columbus, Ohio) Pittsburgh 86, Morehead State 85	1973	First Round (Midwest Region - Dayton, Ohio) Austin Peay 77, Jacksonville 75 Regional Semifinal (Midwest Region - Nashville, Tenn.) Kentucky 106, Austin Peay 100 (OT) Regional Third Place (Midwest Region - Nashville, Tenn.) Marquette 88, Austin Peay 73
1958	First Round (Midwest Region - Evanston, Ill.) Notre Dame 94, Tennessee Tech 61	1974	First Round (Midwest Region - Terre Haute, Ind.) Notre Dame 108, Austin Peay 66
1959	First Round (Midwest Region - Lexington, Ky.) Louisville 77, Eastern Kentucky 63	1975	First Round (Midwest Region - Lexington, Ky.) Oregon State 78, Middle Tennessee 67
1960	First Round (Midwest Region - Lexington, Ky.) Western Kentucky 107, Miami (Fla.) 84 Regional Semifinal (Midwest Region - Louisville, Ky.) Ohio State 98 (eventual NCAA Champion), Western Ky. 79 Regional Third Place (Midwest Region - Louisville, Ky.) Western Kentucky 97, Ohio 87	1976	First Round (Midwest Region - Dayton, Ohio) Marquette 79, Western Kentucky 60
1961	First Round (Midwest Region - Louisville, Ky.) Morehead State 71, Xavier 66 Regional Semifinal (Midwest Region - Louisville, Ky.) Kentucky 71, Morehead State 64 Regional Third Place (Midwest Region - Louisville, Ky.) Louisville 83, Morehead State 61	1977	First Round (Midwest Region - Baton Rouge, La.) Detroit 93, Middle Tennessee 76
1962	First Round (Midwest Region - Lexington, Ky.) Western Kentucky 90, Detroit 81 Regional Semifinal (Midwest Region - Iowa City, Iowa) Ohio State 93, Western Kentucky 73 Regional Third Place (Midwest Region - Iowa City, Iowa) Butler 87, Western Kentucky 86 (OT)	1978	First Round (Midwest Region - Knoxville, Tenn.) Western Kentucky 87, Syracuse 86 (OT) Regional Semifinal (Midwest Region - Dayton, Ohio) Michigan State 90, Western Kentucky 69
1963	First Round (Midwest Region - Evanston, Ill.) Loyola (Ill.) 111 (eventual NCAA Champion), Tennessee Tech 42	1979	First Round (Midwest Region - Murfreesboro, Tenn.) #8 Tennessee 97, #9 Eastern Kentucky 81
1964	First Round (Midwest Region - Evanston, Ill.) Loyola (Ill.) 101, Murray State 91	1980	First Round (Midwest Region - Bowling Green, Ky.) #10 Virginia Tech 89, #7 Western Kentucky 85 (OT)
1965	First Round (Midwest Region - Bowling Green, Ky.) DePaul 99, Eastern Kentucky 52	1981	First Round (Midwest Region - Tuscaloosa, Ala.) #7 UAB 93, #10 Western Kentucky 68
1966	First Round (Midwest Region - Kent, Ohio) Western Kentucky 105, Loyola (Ill.) 86 Regional Semifinal (Midwest Region - Iowa City, Iowa) Michigan 80, Western Kentucky 79 Regional Third Place (Midwest Region - Iowa City, Iowa) Western Kentucky 82, Dayton 62	1982	First Round (Midwest Region - Nashville, Tenn.) #11 Middle Tennessee 50, #6 Kentucky 44 Second Round (Midwest Region - Nashville, Tenn.) #3 Louisville 81, #11 Middle Tennessee 56
1967	First Round (Midwest Region - Lexington, Ky.) Dayton 69, Western Kentucky 67 (OT)	1983	First Round (East Region - Hartford, Conn.) #6 Syracuse 74, Morehead State 59
1968	First Round (Midwest Region - Kent, Ohio) East Tennessee 79, Florida State 69 Regional Semifinal (Midwest Region - Lexington, Ky.) Ohio State 79, East Tennessee 72 Regional Third Place (Midwest Region - Lexington, Ky.) Marquette 69, East Tennessee 57	1984	Opening Round (Dayton, Ohio) Morehead State 70, North Carolina AT&T 69 First Round (Midwest Region - Milwaukee, Wis.) #5 Louisville 72, #12 Morehead State 59
1969	First Round (Midwest Region - Carbondale, Ill.) Marquette 82, Murray State 62	1985	First Round (Southeast Region - South Bend, Ind.) #2 North Carolina 76, #15 Middle Tennessee 57
1970	First Round (Midwest Region - Dayton, Ohio) Jacksonville 109, Western Kentucky 96	1986	First Round (Midwest Region - Minneapolis, Minn.) #2 Michigan 70, #15 Akron 64
		1987	First Round (Southeast Region - Birmingham, Ala.) #14 Austin Peay 68, #3 Illinois 67 First Round (East Region - Charlotte, N.C.) #5 Notre Dame 84, #12 Middle Tennessee 71 Second Round (Southeast Region - Birmingham, Ala.) #6 Providence 90, #14 Austin Peay 87 (OT)

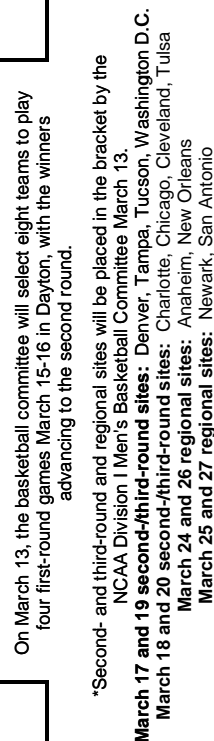
- | | |
|--|--|
| <p>1988 First Round (Midwest Region - Lincoln, Neb.)
#14 Murray State 78, #3 North Carolina State 75
Second Round (Midwest Region - Lincoln, Neb.)
#6 Kansas 61, #14 Murray State 58</p> <p>1989 First Round (Southeast Region - Nashville, Tenn.)
#13 Middle Tennessee 97, #4 Florida State 83
Second Round (Southeast Region - Nashville, Tenn.)
#5 Virginia 104, #13 Middle Tennessee 88</p> <p>1990 First Round (Southeast Region - Knoxville, Tenn.)
#1 Michigan State 75, #16 Murray State 71 (OT)</p> <p>1991 First Round (Southeast Region - Atlanta, Ga.)
#4 Alabama 89, #13 Murray State 79</p> <p>1992 First Round (Midwest Region - Milwaukee, Wis.)
#3 Arkansas 80, #14 Murray State 69</p> <p>1993 First Round (Southeast Region - Orlando, Fla.)
#2 Seton Hall 81, #15 Tennessee State 59</p> <p>1994 First Round (Southeast Region - St. Petersburg, Fla.)
#3 Kentucky 83, #14 Tennessee State 70</p> <p>1995 First Round (Southeast Region - Tallahassee, Fla.)
#2 North Carolina 80, #15 Murray State 70</p> <p>1996 First Round (Southeast Region - Orlando, Fla.)
#3 Georgia Tech 90, #14 Austin Peay 79</p> <p>1997 First Round (Southeast Region - Charlotte, N.C.)
#2 Duke 71, #15 Murray State 68</p> <p>1998 First Round (Midwest Region - Oklahoma City, Okla.)
#8 Rhode Island 97, #9 Murray State 74</p> <p>1999 First Round (South Region - Indianapolis, Ind.)
#4 Ohio State 72, #13 Murray State 58</p> | <p>2000 First Round (West Region - Salt Lake City, Utah)
#4 LSU 64, #13 Southeast Missouri 61</p> <p>2001 First Round (Midwest Region - Kansas City, Mo.)
#2 Arizona 101, #15 Eastern Illinois 76</p> <p>2002 First Round (East Region - Chicago, Ill.)
#3 Georgia 85, #14 Murray State 68</p> <p>2003 First round (East Region - Birmingham, Ala.)
#4 Louisville 86, #13 Austin Peay 64</p> <p>2004 First Round (Atlanta Region - Columbus, Ohio)
#5 Illinois 72, #12 Murray State 53</p> <p>2005 First Round (Austin Region - Indianapolis, Ind.)
#2 Kentucky 72, #15 Eastern Kentucky 64</p> <p>2006 First Round (Washington D.C. Region - Dayton, Ohio)
#3 North Carolina 69, #14 Murray State 65</p> <p>2007 First Round (East Region - Winston-Salem, N.C.)
#1 North Carolina 86, #16 Eastern Kentucky 65</p> <p>2008 First Round (South Region - North Little Rock, Ark.)
#2 Texas 74, #15 Austin Peay 54</p> <p>2009 Opening Round (Midwest Region - Dayton, Ohio)
#16 Morehead State 58, #16 Alabama State 43
First Round (Midwest Region - Dayton, Ohio)
#1 Louisville 74, #16 Morehead State 54</p> <p>2010 First Round (West Region - San Jose, Calif.)
#13 Murray State 66, #4 Vanderbilt 65
Second Round (West Region - San Jose, Calif.)
#5 Butler 54, #13 Murray State 52</p> |
|--|--|



Morehead State head coach Donnie Tyndall is interviewed by ESPN's Erin Andrews at halftime of the 2009 Opening Round Game against Alabama State in Dayton, Ohio. Morehead State topped ASU 58-43 to win the game and advance to play No. 1 overall seed Louisville. The win was the first in the NCAA Tournament for the Ohio Valley Conference in 20 years. The last win had come in 1989 when No. 13 seed Middle Tennessee topped Florida State 97-83 in Nashville.



Murray State's Danero Thomas hits a shot as time expires to lift No. 13 seed Murray State to a 66-65 victory over No. 4 seed Vanderbilt in the first round of 2010 NCAA Tournament (San Jose, Calif.). It marked the first win for an OVC team in the First Round of the event since the 1989 season (Middle Tennessee) and the second year in a row the OVC had won a game in the tournament (Morehead State won the Opening Round game the previous season). (Photo by Michael Dann)



OVC PLAYERS IN THE NBA DRAFT

Year	Round	Pick	Player, School	Team	Year	Round	Pick	Player, School	Team
1950	1	8	Bob Lavoy, WKU	Indianapolis Olympians	1979	5	97	Jim Tillman, EKU	Milwaukee Bucks
	3	28	Chuck Mrazovich, EKU	Indianapolis Olympians		5	99	Greg Joyner, MTSU	San Diego Clippers
1952	1	2	Jim Baechtold, EKU	Baltimore Bullets		8	161	Delbert Watson, ETSU*	Houston Rockets
	-	-	Bennie Purcell, MUR	Baltimore Bullets		9	184	Gary Hooker, MUR	Washington Bullets
1953	-	-	Garrett Beshear, MUR	Syracuse Nationals	1980	4	85	Billy Bryant, WKU	Philadelphia 76ers
1954	1	7	Tom Marshall, WKU	Rochester Royals		4	89	Gary Hooker, MUR	Seattle SuperSonics
	1	8	Jack Turner, WKU	New York Knicks		9	197	Jim Tillman, EKU	Seattle SuperSonics
	4	34	Art Spoelstra, WKU	Rochester Royals		10	201	Leroy Coleman, MTSU	Utah Jazz
1956	4	10	Dan Swartz, MOR	Boston Celtics	1981	3	64	Tom Baker, EKU	San Antonio Spurs
	-	-	Forest Able, WKU	Syracuse Nationals		9	8	Andrew Burton, APSU	Denver Nuggets
	-	-	Bruce Harris, TTU	Fort Wayne Pistons	1982	4	89	Jerry Beck, MTSU	Milwaukee Bucks
	-	-	Howie Crittenden, MUR	New York Knicks		4	90	Craig McCormick, WKU	Los Angeles Lakers
1957	9	67	Steve Hamilton, MOR	Philadelphia Warriors		8	164	Rick Campbell, MTSU	Utah Jazz
	8	56	Bob Daniels, WKU	Cincinnati Royals	1983	6	119	Glen Green, MUR	Denver Nuggets
1958	1	8	Steve Hamilton, MOR	Minneapolis Lakers		6	132	Tony Wilson, WKU*	Seattle SuperSonics
	4	26	Ralph Croswaite, WKU	Detroit Pistons	1984	4	91	Earl Harrison, MOR	Philadelphia 76ers
	5	33	Quitman Sullins, MUR	Minneapolis Lakers		6	118	Jeff Tipton, MOR	Chicago Bulls
	6	47	Dave Keleher, MOR	Boston Celtics		8	179	Ricky Tunstall, YSU	New York Knicks
	7	51	Owen Larson, WKU	New York Knicks		10	207	Gary Carver, WKU	Indiana Pacers
	11	76	Herb Merritt, TTU	Detroit Pistons	1985	5	100	Mike Lahm, MUR	Detroit Pistons
1959	3	22	Ralph Croswaite, WKU	Boston Celtics	1986	7	154	Kim Cooksey, MTSU	Dallas Mavericks
	7	47	Dale Moore, EKU	Cincinnati Royals	1987	2	32	Bob McCann, MOR	Milwaukee Bucks
1960	3	18	Jim Hagan, TTU	Minneapolis Lakers		2	36	Duane Washington, MTSU	Washington Bullets
	4	29	Carl Cole, EKU	Syracuse Nationals		4	87	Darryl Bedford, APSU	Milwaukee Bucks
1961	3	28	Chuck Osborne, WKU	Syracuse Nationals	1988	3	53	Anthony Mason, TSU	Portland Trail Blazers
	4	40	Carl Cole, EKU	Boston Celtics		3	56	Barry Sumpter, APSU	San Antonio Spurs
1962	3	18	Bobby Rascoe, WKU	New York Knicks	1989	2	31	Jeff Martin, MUR	Los Angeles Clippers
	6	47	Ed Noe, MOR	Detroit Pistons	1990	2	50	Milos Babic, TTU	Phoenix Suns
	10	80	Ralph Richardson, EKU	New York Knicks	1992	2	41	Popeye Jones, MUR	Houston Rockets
1963	15	83	Ron Pickett, EKU	New York Knicks		2	54	Brett Roberts, MOR	Sacramento Kings
1964	9	74	Darel Carrier, WKU	St. Louis Hawks	1993	2	36	John Best, TTU	New Jersey Nets
1965	16	107	Bob Tolan, EKU	St. Louis Hawks	1994	1	11	Carlos Rogers, TSU	Seattle SuperSonics
1966	2	11	Henry Akin, MOR	New York Knicks	1996	2	46	Marcus Brown, MUR	Portland Trail Blazers
	3	21	Stewart Johnson, MUR	New York Knicks	1997	2	34	Bubba Wells, APSU	Dallas Mavericks
	3	30	Ed Bodkin, EKU	Chicago Bulls	2001	2	29	Trenton Hassell, APSU	Chicago Bulls
	6	56	Steve Cunningham, WKU	Cincinnati Royals		2	43	Kyle Hill, EIU	Dallas Mavericks
1967	1	3	Clem Haskins, WKU	Chicago Bulls	2004	2	48	Ricky Minard, MOR	Sacramento Kings
	3	23	Dwight Smith, WKU	Los Angeles Lakers	2009	2	58	Lester Hudson, UTM	Boston Celtics
	5	55	Herb McPherson, MUR	San Diego Rockets					
	9	100	Ron Filipek, TTU	Philadelphia 76ers					
	10	112	John Duncan, MUR	San Diego Rockets					
	16	156	Wayne Chapman, WKU	Philadelphia 76ers					
1968	2	21	Dick Cunningham, MUR	Phoenix Suns					
	3	32	Garfield Smith, EKU	Boston Celtics					
	4	50	Greg Smith, WKU	Milwaukee Bucks					
	9	110	Wayne Chapman, WKU	Baltimore Bullets					
1969	3	31	Skeeter Swift, ETSU	Milwaukee Bucks					
	3	33	Lamar Green, MOR	Phoenix Suns					
	5	71	Willie Jackson, MOR	Baltimore Bullets					
	10	129	Willie Brown, MTSU	Milwaukee Bucks					
	10	141	Frank Bartleson, TTU	Baltimore Bullets					
	12	168	Bobby Washington, EKU	Baltimore Bullets					
	14	182	Jerry Conley, MOR	Seattle SuperSonics					
	16	197	Danny Cornett, MOR	Seattle SuperSonics					
1970	2	34	Howie Wright, APSU	New York Knicks					
	5	74	Boyd Lynch, EKU	Seattle SuperSonics					
	7	115	Willie Woods, EKU	Los Angeles Lakers					
	9	142	Claude Virden, MUR	Seattle SuperSonics					
	9	153	Walker Banks, WKU	New York Knicks					
	10	154	Toke Coleman, EKU	San Diego Rockets					
	12	191	Booker Brown, MTSU	Chicago Bulls					
1971	1	10	Clarence Glover, WKU	Boston Celtics					
	2	23	Jim McDaniels, WKU	Seattle SuperSonics					
	2	28	Jim Rose, WKU	Boston Celtics					
	5	71	Hector Blondet, MUR	Portland Trail Blazers					
	6	88	Jim Day, MOR	Portland Trail Blazers					
	9	144	Ron Johnston, MUR	Baltimore Bullets					
	11	173	Jerome Perry, WKU	Seattle SuperSonics					
	12	193	Ken Riley, MTSU	Chicago Bulls					
	12	194	Carl Greenfield, EKU	New York Knicks					
1972	7	107	Jerry Dunn, WKU	Seattle SuperSonics					
1973	7	119	Eddie Childress, APSU	Milwaukee Bucks					
	9	142	Les Taylor, MUR	Cleveland Cavaliers					
	14	191	Charles Mitchell, EKU	Cleveland Cavaliers					
1974	8	134	Leonard Coulter, MOR	Seattle SuperSonics					
1975	5	82	Mike Odems, WKU	Cleveland Cavaliers					
1976	6	97	Carl Brown, EKU	Phoenix Suns					
	7	118	Frank Jones, TTU	Buffalo Braves					
	7	120	Johnny Britt, WKU	Cleveland Cavaliers					
	8	138	Tim Sisneros, MTSU	Cleveland Cavaliers					
	9	152	Fly Williams, APSU	Philadelphia 76ers					
1977	6	132	Grover Woolard, MUR	Los Angeles Lakers					
1978	4	80	Otis Howard APSU	Milwaukee Bucks					
	10	193	Mike Muff, MUR	Golden State Warriors					

Bold indicates active player. The only other active former OVC player in the NBA is James Singleton (Murray State) who went undrafted.



Clem Haskins, Western Ky.
1967 - No. 3 overall (Chicago)



Carlos Rogers, Tennessee State
1994 - No. 11 overall (Seattle)



Trenton Hassell, Austin Peay
2001 - No. 29 overall (Chicago)



Lester Hudson, UT Martin
2009 - No. 58 overall (Boston)

Austin Peay head coach Carrie Daniels celebrates her second straight OVC Tournament title as the Lady Gavs defeated top-seeded Eastern Illinois, 69-60 in the championship game.

WOMEN'S BASKETBALL SECTION



PRESEASON ALL-OVC SELECTIONS

Predicted Order of Finish

1. Eastern Illinois (10 first-place votes)	151
2. Morehead State (7)	147
3. Austin Peay (3)	120
4. Tennessee Tech	117
5. UT Martin	97
6. Murray State	83
7. Eastern Kentucky	79
8. Tennessee State	45
9. Jacksonville State	31
10. Southeast Missouri	30

In a vote of the Ohio Valley Conference head women's basketball coaches and sports information directors, **Eastern Illinois** was picked to win the 2010-11 OVC regular-season title. The Panthers compiled a 23-11 overall mark and went 16-2 in the OVC to win its first regular-season crown last season.

The Panthers earned 151 points, including 10 first-place votes, while **Morehead State** is selected to finish second garnering seven first-place nods and 137 points. **Austin Peay** picked up 120 points and the final three first-place votes for a predicted third place finish followed by Tennessee Tech with 117 points to finish fourth. Rounding out the poll are **UT Martin** (97 points), **Murray State** (83 points), **Eastern Kentucky** (79 points), **Tennessee State** (45 points), **Jacksonville State** (31 points) and **Southeast Missouri** (30 points).

Preseason All-OVC Team

G Chynna Bozeman, Morehead State	5'10	Sr.
G Ta'Kenya Nixon, Eastern Illinois	5'8	So.
G Tacarra Hayes, Tennessee Tech	5'7	Jr.
F/C Alex Jones, Eastern Kentucky	6'0	So.
G Alecia Weatherly, UT Martin	5'11	Sr.
G Kellie Cook, Tennessee Tech	5'11	So.
F/C Jasmine Rayner, Austin Peay	5'11	Jr.
G Rachael Isom, Murray State	5'8	Jr.
G Courtney Lumpkin, Morehead State	5'8	Jr.
P Brittany Wiley, Jacksonville State	5'11	Jr.

The 2010-11 All-OVC preseason women's basketball team is headlined by Chynna Bozeman who, was selected as the OVC Preseason Player of the Year. She was named the 2009-10 OVC Player of the Year after leading the league with 19.6 points per game. Joining Bozeman on the team are Eastern Illinois' sophomore guard **Ta'Kenya Nixon** (Michigan City, Ind.), Tennessee Tech junior guard **Tacarra Hayes** (Lebanon, Ky.) and Eastern Kentucky sophomore forward/center **Alex Jones** (Elizabethtown, Ky.), UT Martin senior guard **Alecia Weatherly** (Lobelville, Tenn.), Tennessee Tech sophomore guard **Kellie Cook** (Madison, Ala.), Austin Peay junior forward/center **Jasmine Rayner** (Memphis, Tenn.), Murray State junior guard **Rachael Isom** (Cleveland, Tenn.), Morehead State junior guard **Courtney Lumpkin** (Cincinnati, Ohio) and Jacksonville State junior post player **Brittany Wiley** (Carrollton, Ga.).

Nixon paced the conference with 2.1 steals per game to go with 14.0 points each time out last year. Hayes was second in the league with 16.9 points per game while Jones recorded 12.0 points each time out to rank 10th. Weatherly made 37.7 percent of her three-point attempts to finish third in the conference last year while Cook put up 12.6 points per game to rank among league leaders. Rayner was fourth in the OVC with a 48.1 field goal percentage as Isom scored 11.9 points per game to rank 11th. Lumpkin was third on third on the team with 10.6 points each time out while Wiley led the Gamecocks in scoring (10.1 ppg) and rebounding (5.6 rpg).

2010-11 OVC WOMEN'S NOTES/PREVIEW

Let the Season Begin: The 2010-11 campaign kicks off with Morehead State hosting Kentucky Wesleyan in an exhibition game on Nov. 1. The regular-season begins on Nov. 13 with Conference play starting on Dec. 3. Nine different teams have won a regular-season title with Tennessee Tech leading the way with 15.

New Tournament Format: Starting with the 2011 Championships, all eight men's and all eight women's teams that qualify for the tournament field will gather at a single site for the entire tournament. Previously first round games were played on campus sites with the semifinals and finals being held in Nashville. The bracket will also shift from a traditional 1 vs. 8, 2 vs. 7, etc. format to a merit-based format that rewards the top teams during the regular season with byes into the quarterfinals and semifinals. Starting in 2011, the first round of each the men's and women's tournament will feature the No. 5 seed against the No. 8 seed and the No. 6 seed against the No. 7 seed. The winners of those games will advance to the quarterfinals to face the No. 3 and No. 4 seeds (who received a bye). The winners of those quarterfinal matchups will advance to the semifinals to face the No. 1 and No. 2 seeds (who received a pair of byes).

Back at Municipal: Along with the change in format, comes a relocation of the tournament to historic Nashville Municipal Auditorium in downtown Nashville, Tenn. The venue will host the championship, which will now be a four-day event. Municipal Auditorium has been the site of the OVC Basketball Championship in 1989 (men only), 1994, 1995, 1996, 2004 and most recently in 2008. The move to Municipal Auditorium will keep the championships in Nashville, a place where they have been held 16 times in the last 17 years. The only year the tournaments have not been held in Nashville during that stretch was 2002.

New Faces: For the third straight year the Ohio Valley Conference will have two new coaches. Morehead State and Jacksonville State will each have new head coaches. The Eagles will be under the direction of first-year head coach Tom Hodges, who comes to Morehead State after spending the last five years at Middle Tennessee State, including the last two seasons as the on-court assistant to Rick Insell. Hodges also spent time at Chattanooga as an assistant and was an undergraduate assistant at Tennessee Tech. Annette Watts takes over the reigns of Jacksonville State after spending the last nine seasons as the head coach at Davidson, where she was the winningest coach in program history. Prior to Davidson, Watts spent two years as the coach of Jackson County Comprehensive High School.

2009-10 in Review: Morehead State was selected to win the 2009-10 title but it was Eastern Illinois who won its first regular-season crown after being predicted to finish the season fourth. The Panthers compiled a 23-11 overall mark and went 16-2 in the OVC to capture the title and the top seed in the league tournament. Eastern Illinois defeated No. 8 Tennessee State, 73-56, in the first round and topped fourth-seeded UT Martin, 65-51, in the semifinals. Third-seeded Austin Peay upset the top-seeded Panthers, 69-60, in the championship game to win its second straight OVC Tournament title. UT Martin's Kevin McMillan was named the OVC Coach of the Year after leading his team to a fourth place finish after being predicted to place 10th. Morehead State's Chynna Bozeman was named the OVC Player of the Year after leading the league with 19.6 points per game. She also broke an OVC single-season record with 121 three-pointers made which is the fourth best single-season total in NCAA Division I history. Eastern Illinois' Ta'Kenya Nixon was named the OVC Freshman and Defensive Player of the Year becoming the first player in league history to earn both honors in the same season. Nixon led the league with 2.1 steals per game while also putting up 14.0 points each time out. The 2009-10 season was the first time the OVC had three teams in the postseason. Austin Peay earned the league's automatic bid to the NCAA Tournament while Eastern Illinois earned the conference's WNIT bid. Morehead State was selected to play in the inaugural Women's Basketball Invitational.

APSU In the Preseason WNIT: Austin Peay will participate in the 2010-11 Pre-season Women's National Invitational Tournament. The Lady Govs will travel to Purdue on Nov. 12 for first round action. The winner of the first round game will play on Nov. 14-15 and the loser plays in the consolation round on Nov. 19-20. Austin Peay becomes the fifth different OVC team to participate in the Preseason WNIT. Eastern Illinois played in the tourney last season falling to Ohio State and UTEP while defeating Northern Colorado.

OVCSports.TV: For the fifth consecutive year, fans can watch nearly every Conference matchup and all non-conference home contests this season at OVCSports.TV. The venture with JumpTV allows fans to access live and on-demand streaming video and audio of all conference matchups on their home computer. The premium Web site was launched in July 2006 and streamed thousands of events in its first season, including all Conference matchups in football and men's and women's basketball as well as select baseball, soccer, softball and volleyball games and OVC Championship events.

RETURNING STATISTICAL LEADERS

Following are a look at the top statistical returners this season based on their production during the 2009-10 season. (Current year of eligibility indicated in parenthesis)

Scoring	Games	Pts.	Avg.
Chynna Bozeman, MOR (Sr.)	33	648	19.6
Tacarra Hayes, TTU (Jr.)	30	506	16.9
Ta'Kenya Nixon, EIU (So.)	34	474	14.0
Kellie Cook, TTU (So.)	30	377	12.6
Alecia Weatherly, UTM (Jr.)	29	359	12.4
Rachael Isom, MUR (Jr.)	30	357	11.9
Courtney Lumpkin, MOR (Jr.)	33	350	10.6
Jasmine Rayner, APSU (Jr.)	33	345	10.5

Rebounding	Games	Rebs.	Avg.
Ashar Harris, MOR (So.)	32	300	9.4
Alex Jones, EIU (So.)	29	251	8.7
Danisha Lyles, UTM (Sr.)	29	234	8.1
Jasmine Rayner, APSU (Jr.)	33	241	7.3
Ta'Kenya Nixon, EIU (So.)	34	230	6.8
Tacarra Hayes, TTU (Jr.)	30	175	5.8
Brittany Wiley, JSU (Jr.)	28	157	5.6
Patricia Mack, SEMO (So.)	27	190	5.6

Assists	Games	Asst.	Avg.
Ta'Kenya Nixon, EIU (So.)	34	166	4.9
Tacarra Hayes, TTU (Jr.)	30	136	4.5
Courtney Lumpkin, MOR (Jr.)	33	147	4.5
Erica Glisson, UTM (So.)	26	76	2.9
Karisma Boykin, JSU (So.)	29	68	2.3
Bianca Beck, SEMO (Jr.)	29	77	2.7
Brittany Wiley, JSU (Jr.)	28	63	2.3
Zenobia Pitts, JSU (Sr.)	28	61	2.2
Alecia Weatherly, UTM (Sr.)	29	61	2.1
Katy Cooke, TTU (So.)	29	61	2.1

Steals	Games	Steals	Avg.
Ta'Kenya Nixon, EIU (So.)	34	71	2.1
Chynna Bozeman, MOR (Sr.)	33	60	1.8
Tacarra Hayes, TTU (Jr.)	30	53	1.8
Alex Jones, EIU (So.)	29	45	1.5
Karisma Boykin, JSU (So.)	29	44	1.5
Whitney Hanley, APSU (Jr.)	33	38	1.2
Meredith Stafford, TSU (Sr.)	29	32	1.1
Zenobia Pitts, JSU (Sr.)	28	32	1.1
Callie Cupples, UTM (Jr.)	29	33	1.1

Field Goal Percentage	Games	FG-A	Pct.
Danielle Vaughn, JSU (So.)	26	81-152	.533
Alex Jones, EIU (So.)	29	128-257	.498
Jasmine Rayner, APSU (Jr.)	33	117-243	.481
Ta'Kenya Nixon, EIU (So.)	34	156-331	.471
Tacarra Hayes, TTU (Jr.)	30	170-401	.424
Bailie Roberts, SEMO (So.)	22	73-184	.397
Brittany Wiley, JSU (Jr.)	28	112-287	.390

3-Point FG Percentage	Games	FG-A	Pct.
Alecia Weatherly, UTM (Sr.)	29	40-106	.377
Kylie Cook, TTU (So.)	30	55-153	.359
Chynna Bozeman, MOR (Sr.)	33	121-344	.352
Mariah Robinson, MUR (So.)	27	27-78	.346
Meredith Stafford, TSU (Sr.)	28	28-81	.346
Calli Cupples, UTM (Jr.)	29	72-221	.326
Rachel Glidden, TTU (Jr.)	30	48-148	.324
Jasmin Shuler, TSU (So.)	27	34-107	.318
Courtney Lumpkin, MOR (Jr.)	33	44-143	.308

ALL-TIME COACHING VICTORIES

Eastern Kentucky's Larry Joe Inman compiled league best 480 wins over his 28 years in the OVC. Inman is the only skipper that coached at two different Conference members. Below is a list of where the 10 current head coaches rank in OVC history. The overall record listed includes only seasons the coaches were a member of the Ohio Valley Conference. In total, 53 coaches have led programs while a member of the OVC from 1977 to the present.

Coach	Years	Record
1. Larry Inman (MTSU/EKU)	1978-86/1988-08	480-305 (.601)
2. Bill Worrell (TTU)	1986-06	408-190 (.682)
3. Lewis Bivens (MTSU)	1987-97	182-103 (.639)
4. Marynell Meadors (TTU)	1977-86	181-100 (.730)
5. Teresa Phillips (TSU)	1989-00	146-155 (.485)
6. Ed Arnzen (SEMO)	1991-02	144-155 (.482)
7. Mickey Wells (MOR)	1977-84	132-70 (.653)
8. Susie Gardner (APSU)	1996-03	112-93 (.546)
9. Loretta Marlow (MOR)#	1981,1984-92	110-116 (.487)
10. Gary and Kim Van Atta (UTM)	1996-04	105-22 (.463)
12. Brady Sallee (EIU)	2004-Present	96-88 (.516)
18. John Ishee (SEMO)	2006-Present	69-53 (.566)
23. Tracee Wells (TSU)	2004-Present	59-112 (.345)
28. Carrie Daniels (APSU)	2006-Present	48-77 (.384)
35. Rob Cross (MUR)	2008-Present	36-26 (.581)
45. Chrissy Roberts (EKU)	2008-Present	19-37 (.339)
52. Sytia Messer (TTU)	2009-Present	14-16 (.467)
54. Kevin McMillan (UTM)	2009-Present	11-19 (.367)
Tom Hodges (MOR)	2010-Present	0-0 (.000)
Annette Watts (JSU)	2010-Present	0-0 (.000)

- Marlow coached 6 games of the 1980-81 season for Mickey Wells
No Records for Akron (1983-87) were available



Morehead State's Chynna Bozeman was selected as the OVC Preseason Player of the Year for the second year in a row. She was named the 2009-10 OVC Player of the Year and is the league's top returning scorer as she put up 19.6 points per game last season.

2010-11 WOMEN'S COMPOSITE SCHEDULE

FRIDAY, NOVEMBER 12

Morehead State at Kentucky – 10 a.m.
 *Southeast Missouri vs. Sam Houston State – 1 p.m.
 †Austin Peay at Purdue – 4 p.m.
 Morgan State at SIU Edwardsville – 5:30 p.m.
 Tennessee State at Alabama – 6 p.m.
 Eastern Illinois at Western Michigan – 7 p.m.
 UT Martin at Southern Illinois – 7:05 p.m.

SATURDAY, NOVEMBER 13

*Southeast Missouri at Inn at Ole Miss Classic – TBA
 Chicago State at Eastern Kentucky – 3 p.m.
 St. Catherine College at Murray State – 7 p.m.

SUNDAY, NOVEMBER 14

Stillman at Jacksonville State – 2 p.m.
 Missouri at Eastern Illinois – 4 p.m.

MONDAY, NOVEMBER 15

Mid-Continent at Murray State – 5:15 p.m.
 Morehead State at Notre Dame – 6 p.m.
 Alabama A&M at Tennessee Tech – 7:05 p.m.

TUESDAY, NOVEMBER 16

Middle Tennessee at Austin Peay – 7 p.m.
 Wichita State at SIU Edwardsville – 7 p.m.
 Tennessee State at Southern Illinois – 7:05 p.m.

WEDNESDAY, NOVEMBER 17

Miami (Ohio) at Eastern Kentucky – 4:30 p.m.
 Murray State at Evansville – 5 p.m.
 UT Martin at Belmont – 7 p.m.
 Jacksonville State at Troy – 7 p.m.
 Northern Iowa at Southeast Missouri – 7 p.m.

THURSDAY, NOVEMBER 18

Cumberland at Tennessee State – TBA
 Tennessee Tech at Lipscomb – 5 p.m.
 Eastern Illinois at Illinois State – 7 p.m.

FRIDAY, NOVEMBER 19

Southeast Missouri at Louisville – TBA
 *Central Arkansas at Morehead State – 6 p.m.

SATURDAY, NOVEMBER 20

Jackson State at Tennessee State – TBA
 Eastern Kentucky at Florida International – 3:30 p.m.
 †Houston Baptist at Morehead State – 4 p.m.
 SIU Edwardsville at Illinois State – 4:05 p.m.
 Jacksonville State at Lipscomb – 7 p.m.

SUNDAY, NOVEMBER 21

Murray State at Saint Louis – TBA
 UT Martin at Colorado – TBA
 †Norfolk State at Morehead State – 3 p.m.
 Tennessee Tech at Belmont – 5 p.m.

MONDAY, NOVEMBER 22

Bradley at Eastern Illinois – 12 p.m.
 Eastern Kentucky at Florida Atlantic – 6 p.m.

TUESDAY, NOVEMBER 23

Austin Peay at Chattanooga – TBA
 Tennessee State at Arkansas – TBA
 UT Martin at Air Force – TBA
 SIU Edwardsville at UMKC – 7 p.m.
 Samford at Jacksonville State – 7 p.m.
 Maryville (St. Louis) at Southeast Missouri – 7 p.m.

FRIDAY, NOVEMBER 26

*Eastern Illinois vs. UNC Greensboro – TBA
 †Morehead State at Florida International – TBA
 *Murray State vs. Kentucky – TBA
 Austin Peay at SIU Edwardsville – 7 p.m.

SATURDAY, NOVEMBER 27

*Eastern Illinois at Mayfair Hotel & Spa Thanksgiving Tournament – TBA
 *Murray State at Lady Eagle Thanksgiving Classic – TBA
 Tennessee State at Lipscomb – TBA
 Southeast Missouri at Texas-Arlington – 5 p.m.
 Tennessee Wesleyan at Tennessee Tech – 6 p.m.
 Brewton-Parker College at Eastern Kentucky – 3 p.m.
 Jacksonville State at Bethune-Cookman – 5 p.m.

SUNDAY, NOVEMBER 28

*Morehead State at FIU Thanksgiving Classic – TBA
 Saint Louis at SIU Edwardsville – 1 p.m.
 Austin Peay at Southern Illinois – 2:05 p.m.

MONDAY, NOVEMBER 29

Jacksonville State at Stetson – 7 p.m.

WEDNESDAY, DECEMBER 1

Middle Tennessee at Tennessee Tech – 8 p.m.

THURSDAY, DECEMBER 2

UT Martin at Morehead State* - 4:15 p.m.
 Murray State at Eastern Kentucky* - 4:30 p.m.
 Tennessee State at Eastern Illinois* - 5:30 p.m.
 Austin Peay at Southeast Missouri* - 5:30 p.m.

FRIDAY, DECEMBER 3

DePaul at SIU Edwardsville – 7 p.m.

SATURDAY, DECEMBER 4

Murray State at Morehead State* - TBA
 Tennessee Tech at Jacksonville State* - 2 p.m.
 UT Martin at Eastern Kentucky* - 3 p.m.
 Austin Peay at Eastern Illinois* - 4 p.m.
 Tennessee State at Southeast Missouri* - 4 p.m.

SUNDAY, DECEMBER 5

Ball State at SIU Edwardsville – 1 p.m.

TUESDAY, DECEMBER 7

Tennessee State at Belmont – 5 p.m.
 West Virginia State at Eastern Kentucky – 6 p.m.
 Tennessee Tech at Kentucky – 6 p.m.
 UT Martin at Missouri – 7 p.m.
 Western Michigan at Southeast Missouri – 7 p.m.

WEDNESDAY, DECEMBER 8

Eastern Illinois at Indiana State – 4:30 p.m.
 Lipscomb at Austin Peay – 7 p.m.

THURSDAY, DECEMBER 9

UT Martin at Vanderbilt – 7 p.m.
 SIU Edwardsville at Missouri State – 7:05 p.m.

FRIDAY, DECEMBER 10

Southeast Missouri at Green Bay – 7 p.m.

SATURDAY, DECEMBER 11

Southern Mississippi at Tennessee State – TBA
 UT Martin at Evansville – 2 p.m.
 Eastern Kentucky at Central Arkansas – 2 p.m.
 Tennessee Tech at Drake – 2:05 p.m.
 Illinois-Chicago at Eastern Illinois – 4 p.m.
 Bowling Green at Austin Peay – 5:15 p.m.

SUNDAY, DECEMBER 12

Murray State at Purdue – TBA
 Morehead State at SIU Edwardsville – 1 p.m.
 Jacksonville State at Florida State – 2 p.m. (Fox Sports Fla.)

WEDNESDAY, DECEMBER 15

James Madison at UT Martin – 7 p.m.

THURSDAY, DECEMBER 16

Jacksonville State at Georgia State – 7 p.m.

SATURDAY, DECEMBER 18

Southern Illinois at Murray State – 5:15 p.m.

SUNDAY, DECEMBER 19

Morehead State at Tennessee State* - TBA
 Southeast Missouri at Jacksonville State* - 2 p.m.
 Eastern Illinois at Tennessee Tech* - 2 p.m. (OVC GOTW)
 Eastern Kentucky at Austin Peay* - 2 p.m.
 Indiana State at UT Martin – 2 p.m.
 SIU Edwardsville at Kansas – 2 p.m.

TUESDAY, DECEMBER 21

Eastern Kentucky at Tennessee State* - TBA
 Morehead State at Austin Peay* - 5:15 p.m.
 Eastern Illinois at Jacksonville State* - 5:15 p.m.
 Southeast Missouri at Tennessee Tech* - 5:30 p.m.

WEDNESDAY, DECEMBER 22

SIU Edwardsville at Indiana State – 7 p.m.
 Murray State at UT Martin* - 7 p.m. (OVC GOTW)

TUESDAY, DECEMBER 28

Austin Peay at Pitt – TBA
 UT Martin at Louisville – TBA
 Morehead State at Marshall – 4 p.m.
 Kennesaw State at Jacksonville State – 7 p.m.

WEDNESDAY, DECEMBER 29

Tennessee Tech at Central Florida – 3:30 p.m.

THURSDAY, DECEMBER 30

Lindenwood at Southeast Missouri – 12 p.m.
 SIU Edwardsville at Murray State – 5:15 p.m.
 Jacksonville State at Auburn – 6 p.m.
 Austin Peay at Duquesne – 6 p.m.
 Tennessee State at Georgia Tech – 6 p.m.
 UT Martin at Kentucky – 6 p.m.
 Valparaiso at Eastern Illinois – 7 p.m.

FRIDAY, DECEMBER 31

Western Michigan at Eastern Kentucky – 12 p.m.

SUNDAY, JANUARY 2

Austin Peay at UAB – TBA
 Southeast Missouri at Notre Dame – TBA
 Longwood at Morehead State – 1 p.m.
 St. Louis at Tennessee Tech – 2 p.m.

TUESDAY, JANUARY 4

IUPUI at Murray State – 7 p.m.

THURSDAY, JANUARY 6

Tennessee Tech at Morehead State* - 4:15 p.m.
 Jacksonville State at Eastern Kentucky* - 4:30 p.m.
 Tennessee State at Murray State* - 5:15 p.m.
 Austin Peay at UT Martin* - 7:00 p.m.
 Eastern Illinois at SIU Edwardsville – 7 p.m.

SATURDAY, JANUARY 8

Jacksonville State at Morehead State* - TBA
 Tennessee Tech at Eastern Kentucky* - 3 p.m.
 Tennessee State at UT Martin* - 4 p.m.
 Eastern Illinois at Southeast Missouri* - 4 p.m.
 Austin Peay at Murray State* - 5:15 p.m.

SUNDAY, JANUARY 9

South Dakota at SIU Edwardsville – 1 p.m.

TUESDAY, JANUARY 11

Tennessee State at SIU Edwardsville – 7 p.m.

THURSDAY, JANUARY 13

Murray State at Jacksonville State* - 5:15 p.m.
 Eastern Kentucky at Eastern Illinois* - 5:30 p.m.
 UT Martin at Tennessee Tech* - 5:30 p.m.
 Morehead State at Southeast Missouri* - 5:30 p.m.

SATURDAY, JANUARY 15

Austin Peay at Tennessee State* - TBA
 UT Martin at Jacksonville State* - 2 p.m.
 Eastern Illinois at Morehead State* - 4 p.m.
 Murray State at Tennessee Tech* - 5:30 p.m.
 Eastern Kentucky at Southeast Missouri* - 6 p.m.

MONDAY, JANUARY 17

Eastern Kentucky at SIU Edwardsville – 7 p.m.

WEDNESDAY, JANUARY 19

SIU Edwardsville at Morehead State – 4:15 p.m.
 Southeast Missouri at UT Martin* - 7 p.m.

THURSDAY, JANUARY 20

Jacksonville State at Tennessee State* - TBA
 Tennessee Tech at Austin Peay* - 5:15 p.m.
 Eastern Illinois at Murray State* - 5:15 p.m.

SATURDAY, JANUARY 22

Tennessee Tech at Tennessee State* - TBA
 Eastern Illinois at UT Martin* - 4 p.m.
 Eastern Kentucky at Morehead State* - 4:15 p.m.
 Jacksonville State at Austin Peay* - 5:15 p.m.
 Southeast Missouri at Murray State* - 5:15 p.m.

TUESDAY, JANUARY 25

Murray State at SIU Edwardsville – 7 p.m.

THURSDAY, JANUARY 27

Tennessee State at Morehead State* - 4:15 p.m.
 Austin Peay at Eastern Kentucky* - 4:30 p.m. (OVC GOTW)
 Tennessee Tech at Eastern Illinois* - 5:30 p.m.
 Jacksonville State at Southeast Missouri* - 5:30 p.m.

SATURDAY, JANUARY 29

Tennessee State at Eastern Kentucky – 3 p.m.
 Jacksonville State at Eastern Illinois* - 4 p.m.
 Tennessee Tech at Southeast Missouri – 4 p.m.
 Austin Peay at Morehead State* - 4:15 p.m.
 UT Martin at Murray State* - 5:15 p.m.

TUESDAY, FEBRUARY 1

Southeast Missouri at SIU Edwardsville – 5:30 p.m.

THURSDAY, FEBRUARY 3

Murray State at Tennessee State* - TBA
 UT Martin at Austin Peay* - 5:15 p.m.
 Morehead State at Jacksonville State* - 5:15 p.m.
 Eastern Kentucky at Tennessee Tech* - 5:30 p.m.
 SIU Edwardsville at Eastern Illinois – 7 p.m.

SATURDAY, FEBRUARY 5

UT Martin at Tennessee State* - TBA
 Eastern Kentucky at Jacksonville State* - 2 p.m.
 Southeast Missouri at Eastern Illinois* - 4 p.m.
 Murray State at Austin Peay* - 5:15 p.m.

Morehead State at Tennessee Tech* - 5:30 p.m.

TUESDAY, FEBRUARY 8

SIU Edwardsville at Tennessee State - TBA

THURSDAY, FEBRUARY 10

Eastern Illinois at Morehead State* - 4:15 p.m.
 Southeast Missouri at Eastern Kentucky* - 4:30 p.m.
 Tennessee Tech at Murray State* - 5:15 p.m.
 UT Martin at Jacksonville State* - 5:30 p.m.

SATURDAY, FEBRUARY 12

Eastern Illinois at Eastern Kentucky* - 3 p.m.
 Tennessee Tech at UT Martin* - 4 p.m.
 Southeast Missouri at Morehead State* - 4:15 p.m. (OVC GOTW)
 Tennessee State at Austin Peay* - 5:15 p.m.
 Jacksonville State at Murray State* - 5:15 p.m.

WEDNESDAY, FEBRUARY 16

IPFW at SIU Edwardsville - 7 p.m.

THURSDAY, FEBRUARY 17

Murray State at Southeast Missouri* - 7 p.m.
 Tennessee State at Tennessee Tech* - 7 p.m.
 UT Martin at Eastern Illinois* - 7 p.m.
 Austin Peay at Jacksonville State* - 7 p.m.

SATURDAY, FEBRUARY 19

UT Martin at Southeast Missouri* - TBA
 Tennessee State at Jacksonville State* - 2 p.m. (OVC GOTW)
 Murray State at Eastern Illinois* - 5:15 p.m.
 Austin Peay at Tennessee Tech* - 5:30 p.m.
 Morehead State at Eastern Kentucky* - 6 p.m.

TUESDAY, FEBRUARY 22

Tennessee Tech at SIU Edwardsville - 5:30 p.m.

THURSDAY, FEBRUARY 24

Southeast Missouri at Tennessee State* - TBA
 Eastern Illinois at Austin Peay* - 5:15 p.m.
 Morehead State at Murray State* - 5:15 p.m.
 Eastern Kentucky at UT Martin* - 7:30 p.m.

SATURDAY, FEBRUARY 26

Eastern Illinois at Tennessee State* - TBA
 Morehead State at UT Martin* - 4 p.m.
 Southeast Missouri at Austin Peay* - 5:15 p.m.
 Eastern Kentucky at Murray State* - 5:15 p.m.
 Jacksonville State at Tennessee Tech* - 5:30 p.m.
 SIU Edwardsville at Cal State Bakersfield - 9 p.m.

WEDNESDAY, MARCH 2

OVC Championship - First Round - 12 p.m & 2 p.m.

THURSDAY, MARCH 3

OVC Championship - Quarterfinals - 12 p.m & 2 p.m.

FRIDAY, MARCH 4

OVC Championship - Semifinals - 12 p.m. & 2 p.m. (Wazoo)
 *SIU Edwardsville vs. Longwood - 4:15 p.m.

SATURDAY, MARCH 5

OVC Championship - Final - TBA (Wazoo)
 *SIU Edwardsville vs. Seattle - 4:15 p.m.

SUNDAY, MARCH 6

*SIU Edwardsville at Florida Gulf Coast - 3:15 p.m.

THURSDAY, MARCH 10

SIU Edwardsville at Arkansas - 7 p.m.

TOURNAMENT KEY

- ¹ - Inn at Ole Miss Classic (Oxford, Miss.)
- ² - Preseason WNIT
- ³ - Comfort Inn & Suites Classic (Morehead, Ky.)
- ⁴ - Mayfair Hotel & Spa Thanksgiving Tournament (Coral Gables, Fla.)
- ⁵ - FIU Thanksgiving Classic (Miami, Fla.)
- ⁶ - Lady Eagle Thanksgiving Classic (Hattiesburg, Miss.)
- ⁷ - FGCU Classic (Ft. Myers, Fla.)

2011-12 OVC SCHEDULE

Tuesday, December 27

Austin Peay at Tennessee State
 Eastern Kentucky at Jacksonville State
 Morehead State at Southeast Missouri
 UT Martin at Murray State

Saturday, December 31

Austin Peay at Morehead State
 Tennessee State at Eastern Kentucky
 Jacksonville State at SIU Edwardsville
 Murray State at Southeast Missouri
 Tennessee Tech at UT Martin

Monday, January 2

Austin Peay at Eastern Kentucky
 UT Martin at Tennessee State
 Tennessee Tech at SIU Edwardsville
 Murray State at Eastern Illinois
 Jacksonville State at Southeast Missouri

Saturday, January 7

Murray State at Austin Peay
 Tennessee State at Jacksonville State
 Southeast Missouri at Eastern Kentucky
 Morehead State at Tennessee Tech
 SIU Edwardsville at UT Martin

Monday, January 9

Tennessee State at Tennessee Tech
 Eastern Kentucky at Murray State
 Morehead State at Jacksonville State
 Eastern Illinois at SIU Edwardsville

Saturday, January 14

Jacksonville State at Austin Peay
 SIU Edwardsville at Tennessee State
 Eastern Kentucky at Morehead State
 Eastern Illinois at Southeast Missouri
 Tennessee Tech at Murray State

Monday, January 16

Eastern Kentucky at Austin Peay
 Morehead State at Tennessee State
 SIU Edwardsville at Southeast Missouri
 UT Martin at Eastern Illinois
 Jacksonville State at Tennessee Tech

Saturday, January 21

Austin Peay at Eastern Illinois
 UT Martin at Eastern Kentucky
 Murray State at SIU Edwardsville
 Southeast Missouri at Tennessee Tech

Monday, January 23

Austin Peay at SIU Edwardsville
 Tennessee State at Eastern Illinois
 UT Martin at Morehead State
 Jacksonville State at Tennessee Tech

Saturday, January 28

Tennessee State at Austin Peay
 Tennessee Tech at Eastern Kentucky
 Eastern Illinois at Jacksonville State
 Southeast Missouri at UT Martin

Monday, January 30

Austin Peay at Southeast Missouri
 Tennessee State at UT Martin
 Tennessee Tech at Morehead State
 SIU Edwardsville at Jacksonville State
 Eastern Illinois at Murray State

Wednesday, February 1

UT Martin at Austin Peay
 Eastern Kentucky at Tennessee State
 Murray State at Morehead State
 SIU Edwardsville at Tennessee Tech
 Southeast Missouri at Eastern Illinois

Saturday, February 4

Tennessee State at Southeast Missouri
 Eastern Kentucky at SIU Edwardsville
 Morehead State at Eastern Illinois
 Murray State at UT Martin
 Tennessee Tech at Jacksonville State

Monday, February 6

Tennessee Tech at Austin Peay
 Tennessee State at Murray State
 Eastern Kentucky at Eastern Illinois
 Morehead State at SIU Edwardsville
 Jacksonville State at UT Martin

Saturday, February 11

Tennessee Tech at Tennessee State
 Morehead State at Eastern Kentucky
 Eastern Illinois at UT Martin
 Southeast Missouri at Murray State

Monday, February 13

Austin Peay at Murray State
 Jacksonville State at Morehead State
 Southeast Missouri at SIU Edwardsville
 Eastern Illinois at Tennessee Tech

Saturday, February 18

Morehead State at Austin Peay
 Jacksonville State at Tennessee State
 Eastern Kentucky at Tennessee Tech
 SIU Edwardsville at Eastern Illinois
 UT Martin at Southeast Missouri

Thursday, February 23

Austin Peay at UT Martin
 Murray State at Tennessee State
 SIU Edwardsville at Eastern Kentucky
 Eastern Illinois at Morehead State
 Southeast Missouri at Jacksonville State

Saturday, February 25

Southeast Missouri at Austin Peay
 Eastern Illinois at Eastern Kentucky
 SIU Edwardsville at Morehead State
 UT Martin at Jacksonville State
 Murray State at Tennessee Tech



AUSTIN PEAY LADY GOVS

2010-11 SCHEDULE

NOVEMBER

8	CUMBERLAND (Exhibition)	5:15 p.m.
12	at Purdue ¹	4 p.m.
16	MIDDLE TENNESSEE	7 p.m.
23	at Chattanooga	6 p.m.
26	at SIU Edwardsville	7 p.m.
28	at Southern Illinois	2:05 p.m.

DECEMBER

2	at Southeast Missouri*	5:30 p.m.
4	at Eastern Illinois*	4 p.m.
8	LIPSCOMB	7 p.m.
11	BOWLING GREEN	5:15 p.m.
19	EASTERN KENTUCKY*	2 p.m.
21	MOREHEAD STATE*	5:15 p.m.
28	at Pittsburgh	6 p.m.
30	at Duquesne	6 p.m.

JANUARY

2	at UAB	2 p.m.
6	at UT Martin*	7 p.m.
8	at Murray State*	5:15 p.m.
15	at Tennessee State*	5:30 p.m.
20	TENNESSEE TECH*	5:15 p.m.
22	JACKSONVILLE STATE*	5:15 p.m.
27	at Eastern Kentucky*	4:30 p.m.
29	at Morehead State*	4:15 p.m.

FEBRUARY

3	UT MARTIN*	5:15 p.m.
5	MURRAY STATE*	5:15 p.m.
12	TENNESSEE STATE*	5:15 p.m.
17	at Jacksonville State*	7 p.m.
19	at Tennessee Tech*	5:30 p.m.
24	EASTERN ILLINOIS*	5:15 p.m.
26	SOUTHEAST MISSOURI*	5:15 p.m.

MARCH

2-5	OVC Tournament ²	TBA
-----	-----------------------------	-----

¹ Preseason WNIT

² OVC Tournament (Nashville, Tenn.)

* Ohio Valley Conference Game

Home Games in Bold

All Times Central and Subject to Change

TEAM NOTES

• Austin Peay's three returning starters – juniors Whitney Hanley and Jasmine Rayner and senior Brooke Faulkner – were each members of the Lady Govs 2008 and 2009 NCAA Tournament squads. Rayner, who enters the 2009-10 campaign as a preseason All-OVC selection, was the team's second-leading scorer and rebounder last season, averaging 10.5 points and 7.3 rebounds per game. Hanley (8.8 ppg) and Faulkner (6.1 ppg) were fourth and fifth, respectively in scoring.

• The Lady Govs coaching staff has plenty of OVC Championship experience from their playing days in the league. Head coach Carrie Daniels was a member of APSU's 1996 OVC Championship team. Assistant coach Laphelia Doss was a member of Eastern Kentucky's 1997 OVC Championship team. Assistant coach Jessica Grayson was a member of APSU's 2003 and 2004 squads and graduate assistant Ashley Haynes has three championships (2003, 04, 05).

• Austin Peay will appear in the Preseason Women's NIT for the second time in program history. The Lady Govs played in the 1996 Preseason WNIT where they lost to nationally-ranked Tennessee. This season APSU will meet Purdue, their opponent in the 2002 NCAA Tournament, in the tournament's opening round.

Basic Information

Location: Clarksville, Tenn.
Enrollment: 10,188
Founded: 1927
Nickname: Lady Govs
Colors: Red and White
President: Tim Hall
Athletic Director: Dave Loos
Arena: Dunn Center/Dave Aaron Arena (7,257)

Media Relations

Women's Basketball Contact: Cody Bush
Office Phone: (931) 221-7561
Cell Phone: (931) 980-4940
Fax: (931) 221-7562
Email: bushc@apsu.edu
Web site: www.LetsGoPeay.com
Press Row Phone: (931) 221-7155

Team Information

Players Returning/Lost: 10/4
Starters Returning/Lost: 3/2
2009-10 Record/OVC (Finish): 15-18/11-7 (3rd)
Postseason: NCAA First Round
All-Time Record: 398-546 (.422)
All-Time OVC Record: 197-296 (.400)
Joined OVC: 1962

OVC Regular Season Titles (3)

1995-96, 2002-03, 2003-04

OVC Tournament Titles (7)

1996, 2001, 2002, 2003, 2004, 2009, 2010

NCAA Tournament Appearances (7)

1996, 2001, 2002, 2003, 2004, 2009, 2010

2010-11 ROSTER

No.	Name	Pos.	Ht.	Yr.	Hometown (Last School)
00	Jasmine Rayner	F/C	5-11	Jr.	Bartlett, Tenn. (Northside HS)
1	Salem Richardson	G/F	5-7	Sr.	Ashland City, Tenn. (Harpeth HS)
2	Darcie Warner	G	5-7	Sr.	French Lick, Ind. (Springs Valley HS)
5	Nicole Olszewski	G	5-7	Fr.	Pickerington, Ohio (Pickerington North HS)
12	Whitney Hanley	G	5-8	Jr.	Mt. Washington, Ky. (Bullitt East HS)
14	Neika Smith	G	5-4	So.	Fort Myers, Fla. (Cypress Lake HS)
15	Shyra Brown	F/C	5-9	Fr.	Cleveland, Tenn. (Cleveland HS)
23	Brooke Faulkner	G	5-10	Sr.	Cynthiana, Ky. (Western Kentucky)
24	Lauren Yarbrough	G	5-7	Fr.	Clarksville, Tenn. (Clarksville Academy)
30	Nikki Talley	C	5-11	Jr.	Murfreesboro, Tenn. (Oral Roberts)
41	Dalila Thomas	F	6-0	Jr.	St. Louis, Mo. (Western Kentucky)
42	Kaitlyn Hill	C	6-3	So.	Belleville, Ill. (Belleville West HS)
43	Meghan Bussabarger	G/F	5-11	So.	Corydon, Ind. (Corydon Central HS)

COACHING STAFF

Head Coach Carrie Daniels

Alma Mater: Austin Peay, 1996
Hometown: Scottsburg, Ind.
Family: Husband - Billy
..... Children - Dalton
Career Record: 48-77 (4 yrs.)
School Record: Same
OVC Record: 33-43
OVC Tournament Appearances: 2
NCAA Tournament Appearances: 2

Assistant Coaches

Laphelia Doss 3rd season (Eastern Kentucky, 1998)
Jessica Grayson 1st season (Austin Peay, 2005)
David Midlick 1st season (Mississippi, 1991)
Ashley Haynes (G.A.) 1st season (Austin Peay, 2006)

Career Head Coaching Record

Year	School	Overall	Conf.	Year	School	Overall	Conf.
2006-07	Austin Peay	10-20	9-11	2008-09	Austin Peay	17-16	10-8
2007-08	Austin Peay	6-23	3-17	2009-10	Austin Peay	15-18	11-7

Coach Daniels Facts

Lady Govs head coach Carrie Daniels, a 1996 graduate of Austin Peay, is in her fifth season at the helm of her alma mater. She is one of 26 head coaches who both played and coached in the NCAA Tournament.



2009-10 STATISTICS

PLAYER	GP-GS	MIN	TOTAL			3-POINTERS			REBOUNDS											PF-FO	A	TO	BLK	STL	PTS-AVG
			AVG	FG-FGA	PCT	FG-FGA	PCT	FT-FTA	PCT	OFF	DEF	TOT	AVG												
HERRING, Ashley	33-33	1078	32.7	146-328	.445	38-113	.336	164-219	.749	43	134	177	5.4	82-2	79	125	27	32	494-15.0						
Conference-Only	18-18	593	32.9	80-178	.449	16-55	.291	106-132	.803	27	74	101	5.6	42-0	52	68	18	16	282-15.7						
RAYNER, Jasmine	33-24	861	26.1	117-243	.481	0-0	.000	111-186	.597	116	125	241	7.3	100-3	25	60	12	23	345-10.5						
Conference-Only	18-16	476	26.4	66-141	.468	0-0	.000	66-105	.629	68	72	140	7.8	57-2	14	29	9	14	198-11.0						
JAMEN, Nicole	33-33	958	29.0	128-312	.410	2-4	.500	79-108	.731	109	171	280	8.5	72-1	33	106	10	39	337-10.2						
Conference-Only	18-18	563	31.3	79-171	.462	1-2	.500	38-52	.731	61	104	165	9.2	39-1	23	63	4	24	197-10.9						
HANLEY, Whitney	33-27	867	26.3	107-299	.358	36-128	.281	39-54	.722	28	87	115	3.5	79-1	41	80	14	38	289-8.8						
Conference-Only	18-15	513	28.5	60-171	.351	24-78	.308	14-22	.636	17	46	63	3.5	45-1	32	36	6	25	158-8.8						
FAULKNER, Brooke	33-22	739	22.4	69-205	.337	32-102	.314	31-38	.816	15	68	83	2.5	41-0	60	60	7	26	201-6.1						
Conference-Only	18-13	430	23.9	49-123	.398	24-65	.369	19-24	.792	11	35	46	2.6	22-0	42	32	5	19	141-7.8						
BUSSABARGER, Meghan	32-8	554	17.3	56-157	.357	9-50	.180	26-44	.591	20	49	69	2.2	22-1	15	34	3	13	147-4.6						
Conference-Only	18-5	347	19.3	40-97	.412	8-31	.258	19-29	.655	13	28	41	2.3	16-1	8	17	3	10	107-5.9						
JONES, Lauren	16-4	213	13.3	23-76	.303	7-42	.167	19-21	.905	19	18	37	2.3	22-0	4	11	0	6	72-4.5						
Conference-Only	5-0	28	5.6	4-12	.333	1-7	.143	2-2	1.000	4	5	9	1.8	3-0	0	3	0	0	11-2.2						
THOMAS, Dalila	22-3	302	13.7	32-96	.333	1-12	.083	21-37	.568	24	47	71	3.2	44-1	7	20	17	13	86-3.9						
Conference-Only	15-0	196	13.1	19-65	.292	0-5	.000	14-26	.538	18	38	56	3.7	30-1	5	18	12	9	52-3.5						
RICHARDSON, Salem	21-3	272	13.0	19-67	.284	5-29	.172	15-22	.682	10	26	36	1.7	16-0	21	27	0	7	58-2.8						
Conference-Only	9-0	88	9.8	2-22	.091	0-8	.000	9-12	.750	3	9	12	1.3	6-0	7	8	0	4	13-1.4						
WARNER, Darcie	27-1	420	15.6	22-75	.293	3-13	.231	7-9	.778	12	17	29	1.1	52-2	26	26	2	19	54-2.0						
Conference-Only	15-0	194	12.9	14-45	.311	3-7	.429	0-0	.000	5	13	18	1.2	27-0	14	16	1	12	31-2.1						
SMITH, Neika	24-7	223	9.3	19-47	.404	2-9	.222	3-7	.429	1	14	15	0.6	18-0	14	24	0	11	43-1.8						
Conference-Only	15-5	133	8.9	13-31	.419	0-2	.000	1-3	.333	0	10	10	0.7	11-0	6	11	0	6	27-1.8						
HILL, Kaitlyn	15-0	100	6.7	6-23	.261	0-1	.000	8-16	.500	5	19	24	1.6	18-0	0	12	4	4	20-1.3						
Conference-Only	7-0	49	7.0	1-7	.143	0-0	.000	3-5	.600	0	10	10	1.4	9-0	0	7	3	4	5-0.7						
TALLEY, Nikki	8-0	33	4.1	4-8	.500	1-2	.500	1-2	.500	1	3	4	0.5	3-0	0	3	0	0	10-1.3						
Conference-Only	3-0	9	3.0	1-1	1.000	0-0	.000	0-0	.000	0	0	0	0.0	0-0	0	2	0	0	2-0.7						
BIVENS, Alex	8-0	32	4.0	0-5	.000	0-1	.000	2-2	1.000	0	3	3	0.4	0-0	2	1	0	1	2-0.3						
Conference-Only	2-0	6	3.0	0-2	.000	0-0	.000	0-0	.000	0	0	0	0.0	0-0	1	1	0	0	0-0.0						
Total	33			749-1946	.385	136-507	.268	526-765	.688	477	857	1334	40.4	570-11	329	605	96	236	2160-65.5						
Conference-Only	18			428-1066	.402	77-260	.296	291-412	.706	257	485	742	41.2	307-6	204	317	61	143	1224-68.0						
Opponents	33			872-2046	.426	204-588	.347	424-616	.688	429	846	1275	38.6	648-25	476	511	98	257	2372-71.9						
Conference-Only...	18			446-1092	.408	110-315	.349	236-332	.711	217	448	665	36.9	345-13	241	281	49	133	1238-68.8						
Attendance	APSU			Opponents		Scoring By Period								Deadball Rebounds											
Total	13,192			35,228		1st	2nd	OT	Total							Off.	Def.	Total							
Home Games/Avg.	15/879			15/2,250		Austin Peay	967	1172	21	2160				Austin Peay		101	8	109							
Neutral Sites/Avg.	-			3/495		Opponents	1108	1233	31	2372				Opponents		71	13	84							

2009-10 RESULTS (15-18, 11-7 OVC – Home: 9-4, Away: 4-11, Neutral: 2-1)

NOVEMBER

15	CHATTANOOGA	L, 66-76
17	at Lipscomb	W, 61-52
21	#24 MIDDLE TENNESSEE	L, 73-84
24	JAMES MADISON	L, 56-83
27	at #16 Vanderbilt ¹	L, 51-91
28	vs. Northwestern State ¹	L, 84-86 (OT)

DECEMBER

3	SOUTHEAST MISSOURI*	W, 76-63
5	EASTERN ILLINOIS*	W, 65-55
8	at Arkansas-Little Rock	L, 54-82
12	at Troy	L, 41-71
20	#19 PITTSBURGH	L, 75-76 (OT)
23	at #13 Xavier	L, 58-78
30	UAB	L, 66-75

JANUARY

2	at Morehead State* (ESPNU)	L, 56-70
4	at Eastern Kentucky*	L, 54-61 (OT)
7	UT MARTIN*	W, 63-45
9	MURRAY STATE*	W, 83-79
14	TENNESSEE STATE*	W, 77-66
21	at Tennessee Tech*	L, 56-77
23	at Jacksonville State*	W, 78-70
28	EASTERN KENTUCKY*	W, 68-57
31	MOREHEAD STATE*	L, 68-57

FEBRUARY

4	at UT Martin*	L, 70-79
6	at Murray State*	W, 76-72
13	at Tennessee State*	L, 57-68
18	JACKSONVILLE STATE*	W, 75-71
20	TENNESSEE TECH*	W, 78-70
25	at Eastern Illinois*	L, 47-78
27	at Southeast Missouri*	W, 77-60

MARCH

2	#6 TENNESSEE TECH ²	W, 79-61
5	vs. #2 Morehead State ³	W, 78-71
6	vs. #1 Eastern Illinois ³	W, 69-60
20	at #3 Tennessee ⁴	L, 42-75

¹ Vanderbilt Tournament (Nashville, Tenn.)

² OVC Tournament First Round (campus sites)

³ OVC Tournament Semis/Finals (Nashville, Tenn.)

⁴ NCAA First Round (Knoxville, Tenn.)

* Ohio Valley Conference Game

Home Games in Bold

All Times Central and Subject to Change



Jasmine Rayner
Forward/Center • Junior
Averaged 10.5 pts. and 7.3 rebs. last season



EASTERN ILLINOIS PANTHERS

2010-11 SCHEDULE

NOVEMBER

12	at Western Michigan	7 p.m.
14	MISSOURI	4 p.m.
18	at Illinois State	7 p.m.
22	BRADLEY	12 p.m.
26	vs. UNC Greensboro ¹	TBA
27	at Mayfair Hotel & Spa Thanksgiving Tour ¹	TBA

DECEMBER

2	TENNESSEE STATE*	5:30 p.m.
4	AUSTIN PEAY*	4 p.m.
8	at Indiana State	4:30 p.m.
11	ILLINOIS-CHIGAGO	4 p.m.
19	at Tennessee Tech*	2 p.m.
21	at Jacksonville State*	5:30 p.m.
30	VALPARAISO	7 p.m.

JANUARY

6	at SIU Edwardsville	7 p.m.
8	at Southeast Missouri*	5:30 p.m.
13	EASTERN KENTUCKY*	5:30 p.m.
15	MOREHEAD STATE*	4 p.m.
20	at Murray State*	5:15 p.m.
22	at UT Martin*	4 p.m.
27	TENNESSEE TECH*	5:30 p.m.
29	JACKSONVILLE STATE*	4 p.m.

FEBRUARY

3	SIU EDWARDSVILLE	7 p.m.
5	SOUTHEAST MISSOURI*	4 p.m.
10	at Morehead State*	4:15 p.m.
12	at Eastern Kentucky*	3 p.m.
17	UT MARTIN*	7 p.m.
19	MURRAY STATE*	4 p.m.
24	at Austin Peay*	5:15 p.m.
26	at Tennessee State*	5:30 p.m.

MARCH

2-5	OVC Tournament ²	TBA
-----	-----------------------------	-----

¹ Mayfair Hotel & Spa Thanksgiving Tourm. (Coral Gables, Fla.)

² OVC Tournament (Nashville, Tenn.)

* Ohio Valley Conference Game

Home Games in Bold

All Times Central and Subject to Change

TEAM NOTES

• Over the last three seasons, EIU has compiled OVC-best records of 66-33 overall and 46-10 in conference play. That stretch has included three consecutive appearances in the OVC Tournament title game and the 2010 regular-season conference title. Furthermore, after starting the 2007-08 season 0-7, EIU has posted a 66-26 record since Dec. 1, 2007. The 2009-10 senior class – Marie Baker, Maggie Kloak, Dominique Sims, Lauren Sturtevant and Ashley Thomas – helped lead the team to 76 victories during their careers, becoming the winningest senior class in the program's Division I era (1983-present).

• Having graduated a five-member senior class each of the last two years, EIU will have no seniors this season. Eastern did not have a senior that saw action on its 2007-08 team either. That was EIU's breakthrough season, during which the Panthers finished second in the conference and reached the OVC Tournament title game for the first time as member of the league.

Basic Information

Location:Charleston, Ill.
 Enrollment: 11,075
 Founded: 1895
 Nickname: Panthers
 Colors: Blue and Gray
 President: Dr. William Perry
 Athletic Director: Barbara Burke
 Arena (Capacity): Lantz Arena (5,300)

Media Relations

Women's Basketball Contact: Rich Moser
 Office Phone: (217) 581-7480
 Cell Phone: (217) 508-8317
 Fax: (217) 581-6334
 Email: rmoser@eiu.edu
 Web site: www.EIUpantthers.com
 Press Row Phone: (217) 581-6434

Team Information

Players Returning/Lost: 6/6
 Starters Returning/Lost: 2/3
 2009-10 Record/OVC (Finish): 23-11/16-2 (1st)
 Postseason: WNIT First Round
 All-Time Record: 491-520 (.486)
 All-Time OVC Record: 96-132 (.21)
 Joined OVC: 1996

OVC Regular Season Titles (1)

2009-10

OVC Tournament Titles

none

NCAA Tournament Appearances

none

2010-11 ROSTER

No.	Name	Pos.	Ht.	Yr.	Hometown (Last School)
4	Kelsey Wyss	G	5'10	So	Hoagland, IN (Bishop Luers)
10	Pilar Walker	G	5'7	Jr	Lexington, KY (Paul Laurence Dunbar)
15	Ta'Kenya Nixon	G	5'8	So	Michigan City, IN (Michigan City)
20	Stephanie Benninger	G	5'9	Jr	Earlville, IL Kishwaukee CC)
21	Hillary Held	F	6'2	Jr	Highland, IL (John Wood CC)
22	Jordyne Crunk	G	5'10	Fr	Belleville, IL (Althoff Catholic)
23	Jessica Parker	G	6'0	Fr	Bloomington, IN (Bloomington South)
24	Morgan Palombizio	F	6'0	Fr	Chesterton, IN (Chesterton)
25	Brittany Cochran	F	6'0	Fr	Chicago, IL (Bogan)
32	Jackie Herman	G	5'10	Fr	Twin Lakes, WI (Wilmet Union)
33	Sydney Mitchell	F	6'0	So	Columbus, IN (Columbus North)
40	Taryn Olson	F	6'2	Fr	Madison, WI (Madison Memorial)
44	Chantelle Pressley	F	6'1	Jr	Lexington, KY (Paul Laurence Dunbar)
51	Mariah King	F	6'2	So	Chicago, IL (Whitney Young)

COACHING STAFF

Head Coach Brady Sallee

Alma Mater: Thomas Moore College, 1993
Hometown: Lexington, Ky.
Family: Wife - Mandy
 Children - Avery and Taryn
Career Record: 96-88 (6 yrs.)
School Record: Same
OVC Record: 47-44
OVC Tournament Appearances: 3
NCAA Tournament Appearances: none

Assistant Coaches

Lee Buchanan (Assoc.) ... 4th season (Murray State, 1983)
 Quacy Timmons 5th season (Indiana, 1998)
 Rachel Galligan 1st season (Eastern Illinois, 2009)



Career Head Coaching Record

Year	School	Overall	Conf.	Year	School	Overall	Conf.
2004-05	Eastern Illinois	10-17	3-13	2007-08	Eastern Illinois	19-13	15-5
2005-06	Eastern Illinois	10-19	9-11	2008-09	Eastern Illinois	24-9	15-3
2006-07	Eastern Illinois	10-19	7-13	2009-10	Eastern Illinois	23-11	16-2

Coach Sallee Facts

Sallee has coached four players who have earned Freshman of the Year honors in their respective leagues, including Rachel Galligan and Jessica Huffman, who were named OVC Freshman of the Year in 2005-06 and 2006-07, respectively...Played collegiate baseball at Thomas Moore College, where he was a four-year starting pitcher...Was an assistant coach at Idaho State (1994-95), Kent State (1996-02) and East Carolina (2003-04) before being hired as the head coach at Eastern Illinois...Led the team to its first OVC regular-season title.

2009-10 STATISTICS

PLAYER	GP-GS	MIN	TOTAL			3-POINTERS			REBOUNDS										PTS-AVG
			AVG	FG-FGA	PCT	FG-FGA	PCT	FT-FTA	PCT	OFF	DEF	TOT	AVG	PF-FO	A	TO	BLK	STL	
NIXON, Ta'Kenya	34-33	1093	32.1	156-331	.471	13-46	.283	150-193	.777	60	170	230	6.8	70-1	166	103	7	71	475-14.0
Conference-Only	18-17	592	32.9	82-196	.418	5-30	.167	75-97	.773	36	97	133	7.4	30-0	108	52	5	42	244-13.6
KLOAK, Maggie	34-34	872	25.6	130-289	.450	0-0	.000	158-214	.738	82	137	219	6.4	97-2	33	72	34	32	418-12.3
Conference-Only	18-18	449	24.9	68-148	.459	0-0	.000	73-106	.689	48	72	120	6.7	56-1	18	35	22	14	209-11.6
SIMS, Dominique	34-30	940	27.6	134-336	.399	31-109	.284	70-95	.737	79	111	190	5.6	81-3	66	98	9	36	369-10.9
Conference-Only	18-18	519	28.8	72-168	.429	18-52	.346	41-57	.719	46	73	119	6.6	37-1	43	54	5	21	203-11.3
THOMAS, Ashley	33-33	910	27.6	70-229	.306	44-143	.308	37-50	.740	7	66	73	2.2	57-1	62	48	10	29	221-6.7
Conference-Only	18-18	476	26.4	37-124	.298	20-73	.274	22-30	.733	5	43	48	2.7	21-0	36	26	7	10	116-6.4
PRESSLEY, Chantelle	34-33	770	22.6	78-203	.384	11-43	.256	48-77	.623	62	96	158	4.6	92-4	40	70	14	33	215-6.3
Conference-Only	18-17	404	22.4	46-112	.411	6-24	.250	26-34	.765	31	59	90	5.0	44-1	21	36	7	22	124-6.9
MITCHELL, Sydney	34-0	514	15.1	60-130	.462	5-14	.357	60-82	.732	36	78	114	3.4	28-0	23	28	1	13	185-5.4
Conference-Only	18-0	281	15.6	37-81	.457	0-5	.000	39-50	.780	22	41	63	3.5	12-0	14	16	0	7	113-6.3
KING, Mariah	34-0	389	11.4	77-147	.524	0-3	.000	28-42	.667	27	48	75	2.2	59-1	6	48	9	6	182-5.4
Conference-Only	18-0	217	12.1	47-76	.618	0-0	.000	17-24	.708	17	29	46	2.6	35-1	5	31	3	4	111-6.2
WALKER, Pilar	16-0	239	14.9	25-47	.532	6-14	.429	18-28	.643	8	25	33	2.1	16-0	32	20	0	9	74-4.6
Conference-Only	5-0	77	15.4	6-14	.429	0-3	.000	3-4	.750	5	9	14	2.8	6-0	12	5	0	1	15-3.0
WYSS, Kelsey	34-5	678	19.9	52-147	.354	23-74	.311	11-18	.611	18	58	76	2.2	33-0	45	44	2	32	138-4.1
Conference-Only	18-0	368	20.4	27-75	.360	11-30	.367	4-8	.500	10	31	41	2.3	15-0	30	22	2	15	69-3.8
KISH, Madeline	22-0	196	8.9	16-48	.333	12-38	.316	7-14	.500	5	17	22	1.0	9-0	18	20	2	6	51-2.3
Conference-Only	13-0	101	7.8	9-28	.321	8-22	.364	3-7	.429	4	10	14	1.1	6-0	6	12	2	0	29-2.2
BAKER, Marie	17-1	104	6.1	16-39	.410	0-0	.000	5-15	.333	14	28	42	2.5	16-0	4	7	4	1	37-2.2
Conference-Only	11-1	62	5.6	14-29	.483	0-0	.000	3-8	.375	10	17	27	2.5	11-0	2	5	2	1	31-2.8
STURTEVANT, Lauren	16-1	95	5.9	4-12	.333	0-2	.000	3-4	.750	3	11	14	0.9	8-0	11	5	1	3	11-0.7
Conference-Only	9-1	54	6.0	1-6	.167	0-1	.000	1-2	.500	1	5	6	0.7	3-0	6	4	1	2	3-0.3
Total	34			818-1958	.418	145-486	.298	595-832	.715	466	923	1389	40.9	566-12	506	573	93	271	2376-69.9
Conference-Only	18			446-1057	.422	68-240	.283	307-427	.719	273	529	802	44.6	276-4	301	304	56	139	1267-70.4
Opponents	34			731-1982	.369	218-680	.321	406-605	.671	420	815	1235	36.3	693-26	420	612	110	264	2086-61.4
Conference-Only	18			355-1043	.340	116-364	.319	168-271	.620	205	416	621	34.5	361-14	199	318	57	136	994-55.2

Attendance

Attendance	EIU	Opponents
Total	8,436	17,801
Home Games/Avg.	14/603	16/1,020
Neutral Sites/Avg.	--	4/371

Scoring By Period

	1st	2nd	Total
Eastern Illinois	1089	1287	2376
Opponents	964	1122	2086

Deadball Rebounds

	Off.	Def.	Total
Eastern Illinois	83	23	106
Opponents	84	13	97

2009-10 RESULTS (23-11, 16-2 OVC – Home: 12-2, Away: 9-7, Neutral: 2-2)

NOVEMBER

13	at Ohio State ¹	L, 68-91
21	vs. UTEP ¹	L, 80-84
22	vs. Northern Colorado ¹	W, 74-70
24	at SMU	L, 52-79
27	at IPFW	W, 68-64
29	BRESCIA	W, 110-28

DECEMBER

3	at Tennessee State*	W, 70-57
5	at Austin Peay*	L, 55-65
9	WESTERN MICHIGAN	W, 66-58
12	INDIANA STATE	L, 63-65
20	at Illinois-Chicago	L, 56-62
22	ILLINOIS STATE	L, 66-82
30	at Miami (Ohio)	L, 78-85

JANUARY

2	JACKSONVILLE STATE*	W, 84-48
4	TENNESSEE TECH*	W, 79-68
9	SOUTHEAST MISSOURI*	W, 67-39
14	at Eastern Kentucky*	W, 60-50
16	at Morehead State*	W, 62-50
21	MURRAY STATE*	W, 64-57
23	UT MARTIN *	W, 74-47
28	at Tennessee Tech*	W, 80-59
30	at Jacksonville State*	W, 60-43

FEBRUARY

4	at SIU Edwardsville	W, 74-63
6	at Southeast Missouri*	W, 71-41
11	MOREHEAD STATE*	W, 74-63
13	EASTERN KENTUCKY*	W, 69-41
18	at UT Martin*	L, 64-71
20	at Murray State*	W, 76-71
25	AUSTIN PEAY*	W, 78-47
27	TENNESSEE STATE*	W, 79-67

MARCH

2	#8 TENNESSEE STATE ²	W, 73-56
5	vs. #4 UT Martin ³	W, 65-51
6	vs. Austin Peay ³	W, 60-69
18	at Marquette ⁴	L, 56-85

¹ Preseason WNIT

² OVC Tournament First Round (campus sites)

³ OVC Tournament Semis/Finals (Nashville, Tenn.)

⁴ WNIT

* Ohio Valley Conference Game

Home Games in Bold

All Times Central and Subject to Change



Ta'Kenya Nixon
Sophomore • Guard
2010 OVC Defensive Player
and Freshman of the Year



EASTERN KENTUCKY LADY COLONELS

2010-11 SCHEDULE

NOVEMBER

7	PIKEVILLE COLLEGE (Exh.)	12 p.m.
13	CHICAGO STATE	3 p.m.
17	MIAMI (Ohio)	4:30 p.m.
20	at Florida International	3:30 p.m.
22	at Florida Atlantic	6 p.m.
27	BREWTON-PARKER	3 p.m.

DECEMBER

2	MURRAY STATE*	4:30 p.m.
4	UT MARTIN*	3 p.m.
7	WEST VIRGINIA STATE	6 p.m.
11	at Central Arkansas	2 p.m.
19	at Austin Peay*	2 p.m.
21	at Tennessee State*	5:30 p.m.
31	WESTERN MICHIGAN	12 p.m.

JANUARY

6	JACKSONVILLE STATE*	4:30 p.m.
8	TENNESSEE TECH*	3 p.m.
13	at Eastern Illinois*	5:30 p.m.
15	at Southeast Missouri*	6 p.m.
17	at SIU Edwardsville*	7 p.m.
22	at Morehead State*	2:45 p.m.
27	AUSTIN PEAY*	4:30 p.m.
29	TENNESSEE STATE*	3 p.m.

FEBRUARY

3	at Tennessee Tech*	5:30 p.m.
5	at Jacksonville State*	2 p.m.
10	SOUTHEAST MISSOURI*	4:30 p.m.
12	EASTERN ILLINOIS*	3 p.m.
19	MOREHEAD STATE*	6 p.m.
24	at UT Martin*	7:30 p.m.
26	at Murray State*	5:15 p.m.

MARCH

2-5	OVC Tournament ¹	TBA
-----	-----------------------------	-----

¹ OVC Tournament (Nashville, Tenn.)

* Ohio Valley Conference Game

Home Games in Bold

All Times Central and Subject to Change

TEAM NOTES

• A total of four starters return from last season's team that finished 12-17 overall and 8-10 in OVC play. The returning starters are Alex Jones (So., F/C, 6-1), Cherie White (Sr., F, 5-10), Brittany Coles (So., G, 5-11) and Shakeyia Colyer (So., G, 5-8). Jones earned second team All-OVC honors last season after finishing among the top-10 in the conference in scoring, rebounding, field goal percentage, steals and blocks. Coles finished third on the team in scoring (7.9 ppg, 2.5 rpg, 1.39 apg). Colyer averaged 11.5 points, 5.0 rebounds and 1.7 assists over the final 13 games of the season.

• Eastern Kentucky will have a pair of transfers this season. Reese Bass, a 5-foot-6 guard that played two seasons at Michigan, was ranked as the 62nd best senior in the nation coming out of high school. Jasmine Stovall, a 5-foot-9 guard, played two seasons at Central Florida before joining the Lady Colonel program.

Basic Information

Location: Richmond, Ky.
 Enrollment: 16,515
 Founded: 1906
 Nickname: Lady Colonels
 Colors: Maroon and White
 Interim President: Dr. Doug Whitlock
 Athletic Director: Mark Sandy
 Arena (Capacity): McBrayer Arena (6,500)

Media Relations

Women's Basketball Contact: Kevin Britton
 Office Phone: (859) 622-2006
 Cell Phone: (859) 358-8359
 Fax: (859) 622-5108
 Email: kevin.britton@eku.edu
 Web site: www.EKUSports.com
 Press Row Phone: (859) 622-5908

Team Information

Players Returning/Lost: 8/4
 Starters Returning/Lost: 4/1
 2009-10 Record/OVC (Finish): 12-17/8-10 (14th)
 Postseason: OVC Tournament First Round

All-Time Record: 542-498 (.521)
 All-Time OVC Record: 261-224 (.538)
 Joined OVC: 1948

OVC Regular Season Titles (5)

1994-95, 1996-97, 1997-98, 2001-02, 2004-05

OVC Tournament Titles (2)

1997, 2005

NCAA Tournament Appearances (2)

1997, 2005

2010-11 ROSTER

No.	Name	Pos.	Ht.	Yr.	Hometown (Last School)
1	Jasmine Lewin	G	5-7	Jr.	Brampton, Ontario (St. Edmund Campion)
5	Shakeyia Colyer	G	5-8	So.	Sanford, Fla. (Lake Mary)
10	Raechele Gray	G	5-5	Jr.	Shelbyville, Ky. (Marshall University)
11	Jennifer Smiley	G	5-7	Fr.	Radcliff, Ky. (North Hardin)
12	Aimee Bouie	F	6-2	Fr.	New Castle, Del. (A.I. DuPont)
15	Reese Bass	G	5-6	Sr.	Detroit, Mich. (University of Michigan)
20	Cherie White	F	5-10	Sr.	Bonaire, Ga. (Warner Robins)
21	Ashley Pritchett	G	5-8	So.	Decatur, Ga. (Woodward Academy)
22	Brittany Coles	G	5-11	So.	Lexington, Ky. (Henry Clay)
24	Kaiti Cochren	C	6-5	Jr.	Ft. Branch, Ind. (Vincennes University)
25	Marie Carpenter	G	5-8	Fr.	Nashville, Tenn. (Ensworth School)
32	Jade Barber	F	6-2	Jr.	Louisville, Ky. (Ball State University)
33	Jasmine Stovall	G	5-9	Jr.	Lawrenceville, Ga. (Central Florida)
34	Nadia Mossong	F	6-0	Sr.	Bereidange, Luxembourg (University of Luxembourg)
42	Alex Jones	F/C	6-1	So.	Elizabethtown, Ky. (Elizabethtown)

COACHING STAFF

Head Coach Chrissy Roberts

Alma Mater: Eastern Kentucky, 1998

Hometown: Eminence, Ky.

Career Record: 19-37 (2 yrs.)

School Record: Same

OVC Record: 4-14

OVC Tournament Appearances: 1

NCAA Tournament Appearances: 0

Assistant Coaches

Melissa Kolbe 3rd season (Wittenberg, 1999)

Kent Miller 3rd season (Eastern Kentucky, 1981)

Candice Finley 3rd season (Eastern Kentucky, 2002)

Allie Turley (Ops.) 1st season (E. Kentucky, 2004)



Career Head Coaching Record

Year	School	Overall	Conf.
2008-09	Eastern Kentucky	7-20	4-14
2009-10	Eastern Kentucky	12-17	8-10

Coach Roberts Facts

Roberts became just the eighth head coach in Eastern Kentucky women's basketball history...She returned to her alma mater after spending the last six years as an assistant at East Carolina...Roberts earned Ohio Valley Conference Player of the Year honors for the 1997-98 season...She led the Lady Colonels to their first OVC Tournament Championship and NCAA appearance in 1997.

2009-10 STATISTICS

PLAYER	GP-GS	MIN	AVG	TOTAL		3-POINTERS		FT-FTA	PCT	REBOUNDS			AVG	PF-FO	A	TO	BLK	STL	PTS-AVG
				FG-FGA	PCT	FG-FGA	PCT			OFF	DEF	TOT							
JONES, Alex	29-29	825	28.4	128-257	.498	0-0	.000	91-125	.728	73	178	251	8.7	91-1	45	112	25	45	347-12.0
Conference-Only	18-18	514	28.6	85-162	.525	0-0	.000	68-89	.764	42	126	168	9.3	63-1	29	78	21	28	238-13.2
DAVIS, Talisha	15-6	401	26.7	59-158	.373	25-86	.291	32-48	.667	4	45	49	3.3	18-0	39	76	0	19	175-11.7
Conference-Only	6-2	182	30.3	30-77	.390	13-40	.325	20-29	.690	1	18	19	3.2	6-0	21	27	0	6	93-15.5
COLES, Brittany	28-10	680	24.3	70-222	.315	30-116	.259	50-87	.575	12	58	70	2.5	56-0	39	81	20	21	220-7.9
Conference-Only	18-5	472	26.2	46-152	.303	16-73	.219	34-59	.576	8	40	48	2.7	40-0	32	51	13	15	142-7.9
COLYER, Shakeyia	25-18	591	23.6	71-194	.366	21-53	.396	13-29	.448	13	78	91	3.6	43-0	31	59	5	13	176-7.0
Conference-Only	18-13	463	25.7	57-151	.377	21-47	.447	7-20	.350	11	60	71	3.9	31-0	21	43	5	11	142-7.9
COLE, Colette	29-21	667	23.0	68-164	.415	18-57	.316	17-27	.630	35	92	127	4.4	53-1	40	52	16	27	171-5.9
Conference-Only	18-15	453	25.2	38-97	.392	10-37	.270	5-12	.417	24	56	80	4.4	30-0	30	31	10	18	91-5.1
KLEIST, Michaellea	27-2	417	15.4	56-118	.475	1-9	.111	23-36	.639	43	75	118	4.4	54-1	12	37	12	11	136-5.0
Conference-Only	16-0	266	16.6	40-81	.494	0-4	.000	16-28	.571	31	50	81	5.1	38-1	5	18	10	7	96-6.0
WHITE, Cherie	29-26	684	23.6	48-138	.348	0-2	.000	42-63	.667	28	82	110	3.8	74-3	37	49	11	29	138-4.8
Conference-Only	18-16	411	22.8	33-90	.367	0-1	.000	24-38	.632	18	53	71	3.9	46-2	19	29	8	20	90-5.0
FRASER-JONES, Sarah	29-28	899	31.0	40-114	.351	14-56	.250	10-13	.769	29	56	85	2.9	87-4	65	58	2	33	104-3.6
Conference-Only	18-18	569	31.6	28-82	.341	8-41	.195	5-7	.714	19	36	55	3.1	61-4	45	30	2	22	69-3.8
MOSSONG, Nadia	26-1	303	11.7	26-66	.394	6-21	.286	25-33	.758	32	65	97	3.7	36-1	9	38	5	8	83-3.2
Conference-Only	15-0	132	8.8	15-40	.375	3-10	.300	7-10	.700	13	24	37	2.5	20-1	2	17	2	3	40-2.7
PRITCHETT, Ashley	24-2	252	10.5	14-51	.275	2-15	.133	8-11	.727	7	10	17	0.7	32-0	13	36	0	9	38-1.6
Conference-Only	14-2	126	9.0	5-25	.200	0-10	.000	3-5	.600	1	5	6	0.4	17-0	6	16	0	3	13-0.9
COCHREN, Kaiti	13-0	54	4.2	3-9	.333	0-0	.000	3-5	.600	3	8	11	0.8	15-0	1	7	2	0	9-0.7
Conference-Only	9-0	23	2.6	1-5	.200	0-0	.000	0-1	.000	3	1	4	0.4	7-0	1	7	2	0	2-0.2
LEWIN, Jasmine	14-2	77	5.5	4-18	.222	1-5	.200	0-0	.000	1	8	9	0.6	10-0	5	12	1	2	9-0.6
Conference-Only	8-1	39	4.9	2-11	.182	0-4	.000	0-0	.000	0	4	4	0.5	4-0	4	8	0	1	4-0.5
Total	29			587-1509	.389	118-420	.281	314-477	.658	311	805	1116	38.5	569-11	336	631	99	217	1606-55.4
Conference-Only	18			380-973	.391	71-267	.266	189-298	.634	192	504	696	38.7	363-9	215	365	73	134	1020-56.7
Opponents	29			579-1592	.364	141-489	.288	439-669	.656	338	687	1025	35.3	490-9	310	477	56	290	1738-59.9
Conference-Only	18			360-987	.365	86-299	.288	275-422	.652	207	452	659	36.6	302-6	204	300	33	160	1081-60.1

Attendance

	EKU	Opponents
Total	3,300	18,528
Home Games/Avg.	13/254	14/1,093
Neutral Sites/Avg.	-	2/1,684

Scoring By Period

	1st	2nd	OT	Total
Eastern Kentucky	771	819	16	1606
Opponents	763	963	12	1738

Deadball Rebounds

	Off.	Def.	Total
Eastern Kentucky	66	12	78
Opponents	88	21	109

2009-10 RESULTS (12-17, 8-10 OVC – Home: 5-8, Away: 5-9, Neutral: 2-0)

NOVEMBER

14	at Western Kentucky	L, 54-75
19	at Wright State	L, 44-65
21	FLORIDA ATLANTIC	L, 58-66
27	vs. Towson ¹	W, 54-50
28	vs. Bethune-Cookman ¹	W, 66-65

DECEMBER

3	at Murray State*	W, 58-54
5	at UT Martin*	W, 56-53
8	at West Virginia	L, 40-60
11	DAVIS & ELKS COLLEGE	W, 69-58
18	at Cincinnati	L, 49-62
22	CENTRAL ARKANSAS	L, 47-42

JANUARY

2	TENNESSEE STATE*	W, 64-56
4	AUSTIN PEAY*	W, 61-54 (OT)
7	at Jacksonville State*	W, 79-67
9	at Tennessee Tech*	L, 47-75
14	EASTERN ILLINOIS*	L, 50-60
16	SOUTHEAST MISSOURI*	L, 41-43
20	SIU EDWARDSVILLE	W, 58-53
23	MOREHEAD STATE*	L, 58-59
28	at Austin Peay*	L, 57-68
30	at Tennessee State*	L, 54-61

FEBRUARY

4	TENNESSEE TECH*	W, 61-60
6	JACKSONVILLE STATE*	L, 46-49 (OT)
11	at Southeast Missouri*	W, 50-45
13	at Eastern Illinois*	L, 41-69
20	at Morehead State*	W, 79-67
25	UT MARTIN*	L, 54-62
27	MURRAY STATE*	L, 64-79

MARCH

2	at #4 UT Martin ²	L, 47-51
---	------------------------------	----------

¹ Lady Pirate Invite (Greenville, N.C.)



Alex Jones
Sophomore • Forward/Center
All-OVC 2nd team selection last year



JACKSONVILLE STATE GAMECOCKS

2010-11 SCHEDULE

NOVEMBER

7	GEORGIA SOUTHWESTERN (Exh.)	2 p.m.
14	STILLMAN	2 p.m.
17	at Troy	7 p.m.
20	at Lipscomb	7 p.m.
23	SAMFORD	7 p.m.
27	at Bethune-Cookman	5 p.m.
29	at Stetson	7 p.m.

DECEMBER

4	TENNESSEE TECH*	5:15 p.m.
12	at Florida State (Fox Sports. Fla.)	2 p.m.
16	at Georgia State	7 p.m.
19	SOUTHEAST MISSOURI*	2 p.m.
21	EASTERN ILLINOIS*	5:15 p.m.
28	KENNESAW STATE	7 p.m.
30	at Auburn	6 p.m.

JANUARY

2	at Georgia Tech	2 p.m.
6	at Eastern Kentucky*	4:30 p.m.
8	at Morehead State*	4:15 p.m.
13	MURRAY STATE*	5:15 p.m.
15	UT MARTIN*	2 p.m.
20	at Tennessee State*	5:15 p.m.
22	at Austin Peay*	5:15 p.m.
27	at Southeast Missouri*	5:30 p.m.
29	at Eastern Illinois*	4 p.m.

FEBRUARY

4	MOREHEAD STATE*	5:15 p.m.
5	EASTERN KENTUCKY*	2 p.m.
10	at UT Martin*	5:30 p.m.
12	at Murray State*	5:15 p.m.
17	AUSTIN PEAY*	7 p.m.
19	TENNESSEE STATE*	2 p.m.
26	at Tennessee Tech*	5:30 p.m.

MARCH

2-5	OVC Tournament ¹	TBA
-----	-----------------------------	-----

¹ OVC Tournament (Nashville, Tenn.)

Home Games in BOLD

All Times Central and Subject to Change

TEAM NOTES

• A new era begins in Jacksonville as Annette Watts becomes JSU's 11th coach all time. She comes to JSU after nine seasons at Davidson College.

• The Gamecocks return three of their leading scorers from a season ago, led by junior guard Brittany Wiley, who posted 10.1 points per game.

• JSU's 2010-11 schedule feature three teams that earned bids to the 2010 NCAA Tournament... The Gamecocks will travel to Florida State and Georgia Tech along with a home-and-home with Austin Peay.

Basic Information

Location: Jacksonville, Ala.
Enrollment: 9,061
Founded: 1883
Nickname: Gamecocks
Colors: Red and White
President: Bill Meehan
Athletic Director: Oval Jaynes
Arena (Capacity): Pete Mathews Coliseum (5,500)

Media Relations

Women's Basketball Contact: Tony Schmidt
Office Phone: (256) 782-5377
Cell Phone: (256) 689-8524
Fax: (256) 782-5958
Email: aschmidt@jsu.edu
Web site: www.JSUGamecockSports.com
Press Row Phone: (256) 782-5528

Team Information

Players Returning/Lost: 8/4
Starters Returning/Lost: 5/1
2009-10 Record/OVC (Finish): 9-20/6-12 (9th)
Postseason: none
All-Time Record: 423-466 (.476)
All-Time OVC Record: 51-77 (.398)
Joined OVC: 2003

OVC Regular Season Titles

none

OVC Tournament Titles

none

NCAA Tournament Appearances

none

2010-11 ROSTER

No.	Name	Pos.	Ht.	Yr.	Hometown (Last School)
1	Lekeria Crowder	G	5'5	Fr.	Memphis, Tenn. (Overton)
2	Danielle Beneby	G	5'9	Sr.	Ft. Lauderdale, Fla. (South Broward)
3	Amanda McCarthy	G	5'8	So.	Boston, Mass. (Pope John XXIII)
10	Zenobia Pitts	G	5'8	Sr.	Birmingham, Ala. (Minor)
11	Ariel Brown	G	5'8	So.	Savannah, Ga. (Bible Baptist)
14	Destiny Lane	G	5'9	Jr.	Ashville, Ala. (Ashville)
20	Brittany Manning	F	5'8	Jr.	Huntsville, Ala. (Bob Jones)
21	JaDechia Hill	F/C	5'10	Fr.	Villa Rica, Ga. (Villa Rica)
23	Candice Carmine	F	6'2	Sr.	Delray Beach, Fla. (Pope John Paul)
25	Brittany Wiley	P	5'11	Jr.	Carrollton, Ga. (Carrollton)
32	Rebecca Meerbeek	P/F	6'2	So.	West Palm Beach, Fla. (Lake Worth Christian)
44	Danielle Vaughn	P/F	6'0	So.	Huntsville, Ala. (Sparkman)

COACHING STAFF

Head Coach Annette Watts

Alma Mater: East Tennessee State, 1981
Career Record: 144-121 (9 yrs.)
School Record: First season
OVC Record: 0-0
OVC Tournament Appearances: none
NCAA Tournament Appearances: none

Assistant Coaches

Dee Bell 1st season (Maryville, 1997)
Matt Couvillion 1st season (LSU, 2007)
Shaneka Bates 1st season (West Georgia, 2009)



Career Head Coaching Record

Year	School	Overall	Conf.	Year	School	Overall	Conf.
2001-02	Davidson	10-18	6-12	2008-09	Davidson	12-18	11-9
2002-03	Davidson	15-15	8-10	2009-10	Davidson	14-15	12-8
2003-04	Davidson	16-12	13-7				
2004-05	Davidson	18-11	14-6				
2005-06	Davidson	17-12	12-6				
2006-07	Davidson	23-9	13-5				
2007-08	Davidson	19-11	13-5				

Coach Watts Facts

Watts was named the 2005 Southern Conference Coach of the Year by the league's media becoming the first coach from Davidson to earn SoCon coach of the year honors after leading the Wildcats to a school-record 18 wins... She spent two seasons under Hall of Fame coach Kay Yow at N.C. State.

2009-10 STATISTICS

PLAYER	GP-GS	MIN	AVG	TOTAL		3-POINTERS		FT-FTA	PCT	REBOUNDS				PF-FO	A	TO	BLK	STL	PTS-AVG
				FG-FGA	PCT	FG-FGA	PCT			OFF	DEF	TOT	AVG						
WILEY, Brittany	28-27	892	31.9	112-287	.390	17-55	.309	41-74	.554	36	121	157	5.6	39-0	63	68	3	25	282-10.1
Conference-Only	17-16	559	32.9	79-196	.403	9-31	.290	28-58	.483	19	88	107	6.3	22-0	42	38	2	11	195-11.5
BOYKIN, Karisma	29-29	993	34.2	77-246	.313	33-112	.295	56-84	.667	17	86	103	3.6	44-0	83	71	0	44	243-8.4
Conference-Only	18-18	651	36.2	52-161	.323	22-69	.319	35-57	.614	12	56	68	3.8	25-0	59	44	0	26	161-8.9
LANE, Destiny	21-13	504	24.0	59-170	.347	32-100	.320	21-27	.778	20	67	87	4.1	26-0	25	33	9	18	171-8.1
Conference-Only	17-12	428	25.2	49-140	.350	26-84	.310	15-19	.789	18	51	69	4.1	22-0	20	26	9	13	139-8.2
VAUGHN, Danielle	26-22	556	21.4	81-152	.533	0-0	.000	36-56	.643	58	80	138	5.3	67-1	7	31	18	9	198-7.6
Conference-Only	18-16	409	22.7	57-101	.564	0-0	.000	30-47	.638	43	61	104	5.8	48-1	6	22	15	8	144-8.0
PITTS, Zenobia	28-18	649	23.2	73-230	.317	19-82	.232	27-39	.692	31	55	86	3.1	51-1	61	66	2	32	192-6.9
Conference-Only	17-7	355	20.9	38-132	.288	12-49	.245	16-23	.696	14	29	43	2.5	30-1	28	38	2	19	104-6.1
BENEBY, Danielle	27-23	727	26.9	48-148	.324	7-21	.333	37-56	.661	33	60	93	3.4	61-2	50	71	18	28	140-5.2
Conference-Only	17-15	497	29.2	3302	.324	4-13	.308	29-41	.707	21	41	62	3.6	36-1	29	42	12	19	99-5.8
EFEZOKHAE, Jolie	21-2	326	15.5	36-94	.383	5-13	.385	30-44	.682	24	38	62	3.0	37-0	9	32	9	9	107-5.1
Conference-Only	10-0	110	11.0	13-38	.342	1-4	.250	13-17	.765	12	12	24	2.4	10-0	4	6	5	4	40-4.0
CARMINE, Candice	28-6	403	14.4	53-141	.376	0-0	.000	22-51	.431	44	57	101	3.6	45-0	5	40	3	6	128-4.6
Conference-Only	17-3	215	12.6	24-74	.324	0-0	.000	16-33	.485	26	39	65	3.8	19-0	3	16	2	5	64-3.8
LANE, Desiny	8-0	139	17.4	11-49	.224	6-27	.222	6-12	.500	3	15	18	2.3	8-0	5	8	0	6	34-4.3
Conference-Only	1-0	26	26.0	1-8	.125	0-3	.000	6-8	.750	0	6	6	6.0	0-0	0	2	0	1	8-8.0
JOHNIKIN, Kelsey	18-2	268	14.9	18-66	.273	13-49	.265	6-10	.600	11	39	50	2.8	19-0	23	16	0	12	55-3.1
Conference-Only	8-2	136	17.0	10-39	.256	7-28	.250	2-3	.667	6	18	24	3.0	9-0	12	8	0	4	29-3.6
HOLLINGSWORTH, Paris	25-3	252	10.1	35-91	.385	0-1	.000	6-10	.600	8	37	45	1.8	14-0	13	22	21	11	76-3.0
Conference-Only	16-1	159	9.9	26-60	.433	0-0	.000	6-8	.750	6	18	24	1.5	10-0	9	9	17	8	58-3.6
DUHART, Cierra	13-0	76	5.8	9-14	.643	0-0	.000	1-1	1.000	4	15	19	1.5	6-0	0	7	4	1	19-1.5
Conference-Only	11-0	63	5.7	8-13	.615	0-0	.000	1-1	1.000	4	11	15	1.4	5-0	0	5	1	0	17-1.5
MEERBEEK, Rebecca	12-0	65	5.4	6-14	.429	0-0	.000	4-8	.500	4	6	10	0.8	8-0	0	3	1	0	16-1.3
Conference-Only	8-0	42	5.3	4-10	.400	0-0	.000	2-3	.667	3	3	6	0.8	6-0	0	2	0	0	10-1.3
Total	29			618-1702	.363	132-460	.287	293-472	.621	338	729	1067	36.8	425-4	344	473	88	201	1661-57.3
Conference-Only	18			394-1074	.367	81-281	.288	199-318	.626	213	463	676	37.6	242-3	212	261	65	118	1068-59.3
Opponents	29			725-1767	.410	182-516	.353	312-451	.692	390	846	1236	42.6	447-6	414	467	89	229	1944-67.0
Conference-Only	18			458-1111	.412	115-330	.348	180-255	.706	239	533	772	42.9	276-4	261	276	44	129	1211-67.3

<u>Attendance</u>	<u>JSU</u>	<u>Opponents</u>
Total	8,855	17,465
Home Games/Avg.	12/738	14/1,248
Neutral Sites/Avg.	-	3/0

<u>Scoring By Period</u>	<u>1st</u>	<u>2nd</u>	<u>OT</u>	<u>Total</u>
Jacksonville St.	810	829	22	1661
Opponents	946	986	12	1944

<u>Deadball Rebounds</u>	<u>Off.</u>	<u>Def.</u>	<u>Total</u>
Jacksonville St.	76	8	84
Opponents	55	4	59

2009-10 RESULTS (9-20, 6-12 OVC – Home: 5-7, Away: 3-11, Neutral: 1-2)

NOVEMBER

13	at Samford	L, 46-59
17	TROY	L, 52-64
20	at Kennesaw State	L, 51-66
24	at #8 Baylor	L, 45-104
27	vs. Western Illinois ¹	L, 43-49
28	at UTSA ¹	L, 69-81

DECEMBER

2	ALABAMA A&M	W, 74-71
5	TENNESSEE TECH*	L, 59-68
17	vs. Savannah State ²	L, 37-51
18	vs. South Carolina State ²	W, 59-56
29	TALLADEGA COLLEGE	W, 76-64

JANUARY

2	at Eastern Illinois*	L, 48-85
4	at Southeast Missouri*	L, 53-56
7	EASTERN KENTUCKY*	L, 67-79
9	MOREHEAD STATE*	W, 70-67
14	at Murray State*	L, 49-78
16	at UT Martin*	W, 63-55
19	TENNESSEE STATE*	W, 82-75 (OT)
23	AUSTIN PEAY*	L, 70-78
28	SOUTHEAST MISSOURI*	L, 47-52
30	EASTERN ILLINOIS*	L, 43-60

FEBRUARY

4	at Morehead State*	L, 53-80
6	at Eastern Kentucky*	W, 49-46 (OT)
11	UT MARTIN*	W, 56-51
13	MURRAY STATE*	L, 60-71
18	at Austin Peay*	L, 71-75
20	at Tennessee State*	W, 67-65
25	at #11 Georgetown	L, 39-70
27	at Tennessee Tech*	L, 61-77

¹ UTSA Thanksgiving Classic (San Antonio, Texas)

² UNF Classic (Jacksonville, Fla.)

Home Games in BOLD

All Times Central and Subject to Change



Brittany Wiley
 Junior • Guard
 Averaged 10.1 pts and 5.6 reb. last season



MOREHEAD STATE EAGLES

2010-11 SCHEDULE

NOVEMBER

1	KENTUCKY WESLEYAN (Exh.)	6 p.m.
8	LINCOLN MEMORIAL (Exh.)	6 p.m.
12	at Kentucky	10 a.m.
15	at Notre Dame	6 p.m.
19	CENTRAL ARKANSAS ¹	6 p.m.
20	HOUSTON BAPTIST ¹	6 p.m.
21	NORFOLK STATE ¹	2:30 p.m.
26	at Florida International ²	5 p.m.
28	at Florida International Tourn. ²	TBA

DECEMBER

2	UT MARTIN*	4:15 p.m.
4	MURRAY STATE*	4:45 p.m.
12	at SIU Edwardsville	1 p.m.
19	at Tennessee State*	3 p.m.
21	at Austin Peay*	5:15 p.m.
28	at Marshall	3 p.m.

JANUARY

2	LONGWOOD	1 p.m.
6	TENNESSEE TECH*	4:15 p.m.
8	JACKSONVILLE STATE*	4:15 p.m.
13	at Southeast Missouri*	5:30 p.m.
15	at Eastern Illinois*	4 p.m.
19	SIU EDWARDSVILLE	4:15 p.m.
22	EASTERN KENTUCKY*	2:45 p.m.
27	TENNESSEE STATE*	4:15 p.m.
29	AUSTIN PEAY*	4:15 p.m.

FEBRUARY

3	at Jacksonville State*	5:15 p.m.
5	at Tennessee Tech*	5:30 p.m.
10	EASTERN ILLINOIS*	4:15 p.m.
12	SOUTHEAST MISSOURI*	4:15 p.m.
19	at Eastern Kentucky*	3 p.m.
24	at Murray State*	5:15 p.m.
26	at UT Martin*	4 p.m.

MARCH

2-5	OVC Tournament ³	TBA
-----	-----------------------------	-----

¹ Comfort Inn & Suites Classic (Morehead, Ky.)

² Florida International Invite (Miami, Fla.)

³ OVC Tournament (Nashville, Tenn.)

* Ohio Valley Conference Game

Home Games in Bold

All Times Central and Subject to Change

TEAM NOTES

• Morehead State finished second in the OVC last season, its highest regular-season finish in program history.

• The Eagles set the NCAA Division I single-season record for three-pointers attempted (981) and three-pointers made (340) last year.

• Senior Chynna Bozeman became just the fourth player in school history to be named OVC Offensive Player of the Year.

• Bozeman's 121 three-pointers made last year set the OVC single-season record and its the fourth highest total in NCAA Division I history.

Basic Information

Location: Morehead, Ky.
Enrollment: 9,022
Founded: 1887
Nickname: Eagles
Colors: Blue and Gold
President: Dr. Wayne Andrews
Athletic Director: Brian Hutchinson
Arena (Capacity): Johnson Arena (6,500)

Media Relations

Women's Basketball Contact: Matt Schabert
Office Phone: (606) 783-2556
Cell Phone: (606) 207-5116
Fax: (606) 783-2550
Email: m.schabert@moreheadstate.edu
Web site: www.MSUEagles.com
Press Row Phone: (606) 783-2500

Team Information

Players Returning/Lost: 4/8
Starters Returning/Lost: 3/2
2009-10 Record/OVC (Finish): 22-11/14-4 (2nd)
Postseason: .. Women's Basketball Invitational

All-Time Record: 438-495 (.469)
All-Time OVC Record: 216-269 (.445)
Joined OVC: 1948

OVC Regular Season Titles

none

OVC Tournament Titles (1)

1979*

NCAA Tournament Appearances

none

* - An OVC women's basketball tournament in the 1978-79 season was held to determine the Conference champion, though the tournament was not a postseason tournament

2010-11 ROSTER

No.	Name	Pos.	Ht.	Yr.	Hometown (Last School)
1	Channing Hillman	F	5-9	R-So.	Mason, Ohio (UTEP)
2	Chynna Bozeman	G	5-10	Sr.	Reynoldsburg, Ohio (Africentric)
4	Terrice Robinson	G	5-5	Fr.	Ft. Pierce, Fla. (Ft. Pierce Central)
5	Ashar Harris	F	5-11	So.	Columbus, Ohio (Africentric)
11	Phylicia Freeman	G	5-9	Jr.	Newark, Del. (Pratt CC)
13	Allie Turner	G	5-4	Fr.	Enon, Ohio (Greenon)
14	Jayne Cox	C	6-0	R-So.	Cincinnati, Ohio (Northeastern U.)
20	Tyler Ituen	G	5-8	Fr.	St. Louis, Mo. (Whitfield)
21	Linda Dixon	G	5-7	Jr.	Radcliff, Ky. (North Hardin)
23	Shanice Parker	G	5-9	Fr.	Washington D.C. (HD Woodson)
25	Courtney Lumpkin	G	5-8	Jr.	Cincinnati, Ohio (Winton Woods)

COACHING STAFF

Head Coach Tom Hodges

Alma Mater: Tennessee Tech, 2004

Family: Wife - Hillary

Career Record: First year

School Record: same

OVC Record: 0-0

OVC Tournament Appearances: none

NCAA Tournament Appearances: none

Assistant Coaches

Eric White 1st season (UT Martin, 2000)

Christian Stefanopoulos .1st season (Thomas More, 2006)

Lindsey Hicks 1st season (Purdue, 2005)

Brittany Hudson (Dir. of Ops.).....1st season (Georgia State)



Career Head Coaching Record

Year	School	Overall	Conf.
First Year			

Coach Tom Hodges Facts

Hodges spent the previous five seasons at Middle Tennessee, including the last two as an on-court assistant to Rick Insell... Prior to MTSU, Hodges worked at Chattanooga and Tennessee Tech...In addition to collegiate coaching, Hodges has coached at the AAU level for Shelby Sports Shop.

2009-10 STATISTICS

PLAYER	GP-GS	MIN	TOTAL			3-POINTERS			REBOUNDS										PTS-AVG
			AVG	FG-FGA	PCT	FG-FGA	PCT	FT-FTA	PCT	OFF	DEF	TOT	AVG	PF-FO	A	TO	BLK	STL	
BOZEMAN, Chynna	33-33	1121	34.0	203-560	.363	121-344	.352	121-146	.829	21	141	162	4.9	80-1	104	95	14	60	648-19.6
Conference-Only	18-18	588	32.7	105-286	.367	68-181	.376	56-69	.812	9	85	94	5.2	41-1	45	58	5	31	334-18.6
HAMILTON, Tiffany	33-31	942	28.5	130-324	.401	76-186	.409	31-40	.775	57	88	145	4.4	31-0	46	50	0	45	367-11.1
Conference-Only	18-18	510	28.3	70-171	.409	39-92	.424	20-25	.800	34	58	92	5.1	16-0	28	33	0	23	199-11.1
LUMPKIN, Courtney	33-33	1048	31.8	106-315	.337	40-126	.317	98-130	.754	19	56	75	2.3	62-1	147	89	0	32	350-10.6
Conference-Only	18-18	592	32.9	71-198	.359	27-84	.321	59-72	.819	12	29	41	2.3	33-1	81	51	0	21	228-12.7
STEPHENS, Tiffanie	33-2	612	18.5	92-240	.383	49-134	.366	23-36	.639	18	77	95	2.9	56-0	44	53	16	21	256-7.8
Conference-Only	18-0	327	18.2	50-132	.379	25-70	.357	16-24	.667	6	54	60	3.3	34-0	27	29	7	15	141-7.8
HARRIS, Ashar	32-29	743	23.2	80-170	.471	2-6	.333	41-71	.577	126	174	300	9.4	85-2	23	69	11	29	203-6.3
Conference-Only	17-15	363	21.4	37-75	.493	2-4	.500	18-34	.529	49	89	138	8.1	45-2	10	37	7	18	94-5.5
MARTIN, Ashley	31-12	595	19.2	63-211	.299	29-94	.309	29-50	.580	55	97	152	4.9	74-1	17	45	5	25	184-5.9
Conference-Only	18-11	361	20.1	37-124	.298	18-61	.295	23-37	.622	33	60	93	5.2	41-1	13	24	5	17	115-6.4
WATSON, Deja	31-22	707	22.8	45-111	.405	1-7	.143	15-23	.652	74	116	190	6.1	56-1	27	50	3	26	106-3.4
Conference-Only	16-7	355	22.2	22-54	.407	1-5	.200	12-17	.706	44	62	106	6.6	35-1	17	23	3	12	57-3.6
STEELE, Abby	31-0	293	9.5	26-78	.333	18-63	.286	12-21	.571	2	17	19	0.6	16-0	26	7	0	22	82-2.6
Conference-Only	16-0	121	7.6	10-29	.345	7-23	.304	4-8	.500	0	8	8	0.5	6-0	7	2	0	8	31-1.9
BUCHANAN, Connie	32-3	458	14.3	20-55	.364	2-7	.286	9-28	.321	37	65	102	3.2	52-0	15	20	10	10	51-1.6
Conference-Only	18-3	300	16.7	13-36	.361	1-5	.200	6-19	.316	21	42	63	3.5	31-0	10	8	4	7	33-1.8
RAKER, Kristen	12-0	32	2.7	3-14	.214	2-7	.286	0-0	.000	1	5	6	0.5	4-0	0	2	0	2	8-0.7
Conference-Only	9-0	25	2.8	3-11	.273	2-5	.400	0-0	.000	1	3	4	0.4	4-0	0	1	0	2	8-0.9
SALYERS, Stephanie	10-0	25	2.5	1-3	.333	0-0	.000	3-4	.750	1	3	4	0.4	2-0	1	1	0	2	5-0.5
Conference-Only	7-0	20	2.9	0-2	.000	0-0	.000	1-2	.500	1	1	2	0.3	1-0	1	1	0	1	1-0.1
DIXON, Linda	14-0	49	3.5	2-18	.111	0-7	.000	0-0	.000	6	6	12	0.9	3-0	3	4	4	1	4-0.3
Conference-Only	11-0	38	3.5	1-13	.077	0-5	.000	0-0	.000	4	5	9	0.8	3-0	3	3	1	1	2-0.2
Total	33			771-2099	.367	340-981	.347	382-549	.696	481	913	1394	42.2	522-6	453	492	63	275	2264-68.6
Conference-Only	18			419-1131	.370	190-535	.355	215-307	.700	246	533	779	43.3	291-6	242	274	32	156	1243-69.1
Opponents	33			731-1925	.380	193-633	.305	360-559	.644	403	926	1329	40.3	542-8	397	589	83	213	2015-61.1
Conference-Only	18			375-1051	.357	94-337	.279	189-301	.628	207	511	718	39.9	305-7	201	332	42	111	1033-57.5

Attendance

	MOR	Opponents
Total	14,912	7,184
Home Games/Avg.	19/785	12/525
Neutral Sites/Avg.	-	2/444

Scoring By Period

	1st	2nd	OT	Total
Morehead State	1092	1168	4	2264
Opponents	926	1075	14	2015

Deadball Rebounds

	Off.	Def.	Total
Morehead State	76	13	89
Opponents	74	4	78

2009-10 RESULTS (17-14, 11-7 OVC – Home: 12-3, Away: 4-10, Neutral: 1-1)

NOVEMBER

13	at SIU Edwardsville	L, 63-67
17	KENTUCKY	L, 55-72
20	PRESBYTERIAN COLLEGE ¹	W, 62-51
21	LIPSCOMB ¹	W, 62-53
22	WINSTON-SALEM STATE ¹	W, 68-45
28	vs. Gardner-Webb ²	L, 65-75 (OT)
29	at Longwood ²	W, 68-62

DECEMBER

3	at UT Martin*	W, 59-42
5	at Murray State*	W, 58-51
13	DETROIT	W, 84-71
14	KENTUCKY CHRISTIAN	W, 78-44
18	MARSHALL	L, 71-73
20	at Robert Morris	W, 58-57
29	TOLEDO	L, 61-77

JANUARY

2	AUSTIN PEAY*	W, 79-56
4	TENNESSEE STATE*	W, 61-47
7	at Tennessee Tech*	W, 71-63
9	at Jacksonville State*	L, 60-70
14	SOUTHEAST MISSOURI*	W, 75-37
16	EASTERN ILLINOIS*	L, 60-62
23	at Eastern Kentucky*	W, 59-58
28	at Tennessee State*	W, 76-65
30	at Austin Peay*	W, 88-68

FEBRUARY

4	JACKSONVILLE STATE*	W, 80-53
6	TENNESSEE TECH*	W, 80-45
11	at Eastern Illinois*	L, 63-74
13	at Southeast Missouri*	W, 65-50
20	EASTERN KENTUCKY*	L, 67-79
25	MURRAY STATE*	W, 66-63
27	UT MARTIN*	W, 76-50

MARCH

2	#7 MURRAY STATE ³	W, 95-90
5	vs. #3 Austin Peay ⁴	L, 71-78
17	COL. OF CHARLESTON ⁵	L, 67-69

¹MSU Invitational (Morehead, Ky.)

²Longwood Invitational (Farmville, Va.)

³OVC Tournament First Round (campus sites)

⁴OVC Tournament Semis/Finals (Nashville, Tenn.)

⁵Women's Basketball Invitational

* Ohio Valley Conference Game

Home Games in Bold

All Times Central and Subject to Changee



Chynna Bozeman
Senior • Guard
OVC Player of the Year



MURRAY STATE RACERS

2010-11 SCHEDULE

NOVEMBER

13	ST. CATHARINE COLLEGE	7 p.m.
15	MID-CONTINENT	5:15 p.m.
17	at Evansville	5 p.m.
21	at Saint Louis	2 p.m.
26	vs. Kentucky ¹	7:30 p.m.
27	at Lady Eagle Invite ¹	TBA

DECEMBER

2	at Eastern Kentucky*	4:30 p.m.
4	at Morehead State*	4:45 p.m.
12	at Purdue	2 p.m.
18	SOUTHERN ILLINOIS*	5:15 p.m.
22	at UT Martin*	7:30 p.m.
30	SIU EDWARDSVILLE	5:15 p.m.

JANUARY

4	IUPUI	7 p.m.
6	TENNESSEE STATE*	5:15 p.m.
8	AUSTIN PEAY*	1:15 p.m.
13	at Jacksonville State*	5:15 p.m.
15	at Tennessee Tech*	5:30 p.m.
20	EASTERN ILLINOIS*	5:15 p.m.
22	SOUTHEAST MISSOURI*	5:15 p.m.
25	at SIU Edwardsville	7 p.m.
29	UT MARTIN*	5:15 p.m.

FEBRUARY

3	at Tennessee State*	5:30 p.m.
5	at Austin Peay*	5:15 p.m.
10	TENNESSEE TECH*	5:15 p.m.
12	JACKSONVILLE STATE*	5:15 p.m.
17	at Southeast Missouri*	7 p.m.
19	at Eastern Illinois*	4 p.m.
24	MOREHEAD STATE*	5:15 p.m.
26	EASTERN KENTUCKY*	5:15 p.m.

MARCH

2-5	OVC Tournament ²	TBA
-----	-----------------------------	-----

¹ Lady Eagles Thanksgiving Classic (Hattiesburg, Miss.)

² OVC Tournament (Nashville, Tenn.)

* Ohio Valley Conference Game

Home Games in Bold

All Times Central and Subject to Change

TEAM NOTES

• The Racers have a full roster this season, but will have no seniors on the 2010-11 roster. Murray State has four juniors, six sophomores, two red-shirt freshmen, and three true freshmen on the squad. The team also has a new assistant coach in Tony Cross.

• The Racers have the No. 10 active three-point scoring streak in NCAA DI women's basketball at 319 games. The streak dates back to Nov. 27, 1999 against Belmont.

Basic Information

Location: Murray, Ky.
 Enrollment: 10,200
 Founded: 1922
 Nickname: Racers
 Colors: Navy and Gold
 President: Dr. Randy Dunn
 Athletic Director: Allen Ward
 Arena: CFSB Center (8,500)

Media Relations

Women's Basketball Contact: Teri LaJeunesse
 Office Phone: (270) 809-3351
 Cell Phone: (270) 293-0595
 Fax: (270) 809-6814
 Email: teri.lajeunesse@murraystate.edu
 Web site: www.GoRacers.com
 Press Row Phone: (270) 809-5551

Team Information

Players Returning/Lost: 9/4
 Starters Returning/Lost: 2/3
 2009-10 Record/OVC (Finish): 13-17/8-10 (14th)
 Postseason: OVC Tournament First Round
 All-Time Record: 480-608-2 (.441)
 All-Time OVC Record: 215-77 (.437)
 Joined OVC: 1948

OVC Regular Season Titles (1)

2008-09

OVC Tournament Titles (1)

2008

NCAA Tournament Appearances (1)

2008

2010-11 ROSTER

No.	Name	Pos.	Ht.	Yr.	Hometown (Last School)
00	Kayla Cunningham	F/C	6-2	So.	Murray, Ky. (Calloway County)
1	Tessa Elkins	G	5-5	So.	Cincinnati, Ohio (Lakota West)
5	Jessica Winfrey	F	5-10	R-Fr.	Marion, Ark. (Marion)
10	Rachael Isom	G	5-8	Jr.	Cleveland, Tenn. (Cleveland)
11	Erica Burgess	G	5-6	So.	Memphis, Tenn. (Southeastern Louisiana)
12	Kayla Lowe	F	6-1	Jr.	Pikeville, Ky. (Pike County)
20	Mariah Robinson	G	5-8	So.	Beaver Dam, Ky. (Ohio County)
24	Mallory Schwab	G	5-9	Jr.	Martinsville, Ind. (Martinsville)
30	Allison Karst	G	5-10	Fr.	Louisville, Ky. (Christian Academy)
31	Mary Jehlik	F	6-3	Fr.	Mount Sterling, Ky. (Montgomery County)
32	Candace Nevels	F/G	5-9	So.	Bolingbrook, Ill. (Bolingbrook)
33	Aubrey Minix	G	5-8	R-Fr.	Grovertown, Ind. (Oregon-Davis)
35	Jessica Holder	F	6-1	So.	Benton, Ky. (Marshall County)
40	Chanyere Hosey	F/C	6-1	Fr.	Bolingbrook, Ill. (Bolingbrook)
42	Kristen Kluempers	F/C	6-2	Jr.	Fishers, Ind. (Fishers)

COACHING STAFF

Head Coach Rob Cross

Alma Mater: Murray State, 1991
 Hometown: Henderson, Ky.
 Career Record: 36-26 (2 yrs.)
 School Record: same
 OVC Record: 24-12
 OVC Tournament Appearances: 2
 NCAA Tournament Appearances: none

Assistant Coaches

Tony Cross 1st season (Belmont, 1874)
 Ashley Hayes 3rd season (Murray State, 2007)
 Victoria Jones 3rd season (Dayton, 2001)
 Amber Guffey (G.A.) (Murray State, 2008)



Career Head Coaching Record

Year	School	Overall	Conf.
2008-09	Murray State	23-9	16-2
2009-10	Murray State	13-17	8-10

Coach Cross Facts

Prior to taking over the helm of Murray State, Cross spent 13 seasons as an assistant for the Racers...He is believed to be the only assistant in NCAA Division I Basketball to remain at the same school through three different coaching regimes...Cross also served as the team's academic coordinator...In his first season as head coach, Cross led the Racers to the program's first-ever OVC Regular Season Championship in 2008-09.

2009-10 STATISTICS

PLAYER	GP-GS	MIN	AVG	TOTAL		3-POINTERS		FT-FTA	PCT	REBOUNDS			AVG	PF-FO	A	TO	BLK	STL	PTS-AVG
				FG-FGA	PCT	FG-FGA	PCT			OFF	DEF	TOT							
VANCE,Kayla	29-23	714	24.6	125-335	.373	52-148	.351	73-91	.802	26	48	74	2.6	29-0	41	50	1	22	375-12.9
Conference-Only	18-17	497	27.6	88-232	.379	37-103	.359	56-65	.862	17	33	50	2.8	21-0	27	35	1	14	269-14.9
ISOM,Rachael	30-30	914	30.5	121-342	.354	36-145	.248	79-100	.790	18	81	99	3.3	34-0	53	87	2	30	357-11.9
Conference-Only	18-18	571	31.7	75-207	.362	15-73	.205	49-62	.790	12	45	57	3.2	22-0	38	46	1	17	214-11.9
LOWE,Kayla	15-11	279	18.6	56-119	.471	30-56	.536	14-18	.778	10	31	41	2.7	35-2	6	19	1	5	156-10.4
Conference-Only	12-8	209	17.4	40-88	.455	22-43	.512	12-13	.923	5	20	25	2.1	27-2	4	16	1	4	114-9.5
LUCKETT,Mallory	30-30	994	33.1	86-222	.387	45-103	.437	79-100	.790	47	153	200	6.7	72-2	165	83	8	50	296-9.9
Conference-Only	18-18	601	33.4	49-141	.348	25-66	.379	53-64	.828	27	86	113	6.3	45-2	102	46	5	32	176-9.8
ROBINSON,Mariah	27-8	401	14.9	63-185	.341	27-78	.346	34-50	.680	24	60	84	3.1	47-1	22	30	6	29	187-6.9
Conference-Only	18-2	247	13.7	33-104	.317	13-45	.289	21-31	.677	20	43	63	3.5	25-0	14	12	5	10	100-5.6
HOLDER,Jessica	30-19	564	18.8	66-135	.489	1-6	.167	28-40	.700	44	80	124	4.1	62-1	12	31	45	11	161-5.4
Conference-Only	18-12	306	17.0	37-72	.514	1-5	.200	20-26	.769	18	51	69	3.8	43-1	4	18	26	6	95-5.3
SCHWAB,Mallory	30-0	535	17.8	61-160	.381	24-80	.300	12-28	.429	24	76	100	3.3	67-4	39	28	16	22	158-5.3
Conference-Only	18-0	293	16.3	24-70	.343	11-35	.314	7-18	.389	15	47	62	3.4	37-2	16	8	11	13	66-3.7
KLUEMPERS,Kristen	30-10	440	14.7	62-143	.434	0-0	.000	29-35	.829	23	76	99	3.3	78-1	10	30	21	9	153-5.1
Conference-Only	18-2	238	13.2	31-82	.378	0-0	.000	9-12	.750	15	38	53	2.9	46-1	1	17	15	4	71-3.9
ELKINS,Tessa	30-0	440	14.7	44-112	.393	9-25	.360	33-45	.733	37	42	79	2.6	87-4	28	48	6	22	130-4.3
Conference-Only	18-0	276	15.3	30-73	.411	7-15	.467	17-25	.680	23	31	54	3.0	50-2	20	27	5	13	84-4.7
THORNTON,Jasmyne	30-19	409	13.6	39-71	.549	2-2	1.000	17-39	.436	40	54	94	3.1	65-1	15	26	2	12	97-3.2
Conference-Only	18-13	194	10.8	15-29	.517	1-1	1.000	8-17	.471	18	31	49	2.7	33-0	3	14	2	6	39-2.2
CUNNINGHAM, Kayla	18-0	101	5.6	7-19	.368	0-0	.000	5-9	.556	6	6	12	0.7	7-0	1	2	1	4	19-1.1
Conference-Only	11-0	58	5.3	2-8	.250	0-0	.000	5-6	.833	3	3	6	0.5	4-0	1	1	0	1	9-0.8
DUCK,Alex	20-0	88	4.4	6-22	.273	2-6	.333	3-5	.600	2	10	12	0.6	10-0	10	14	0	3	17-0.9
Conference-Only	10-0	31	3.1	1-6	.167	0-2	.000	2-3	.667	1	2	3	0.3	3-0	2	4	0	0	4-0.4
NEVELS,Candace	28-0	146	5.2	3-14	.214	2-3	.667	8-17	.471	9	22	31	1.1	19-0	4	17	0	5	16-0.6
Conference-Only	16-0	79	4.9	1-5	.200	1-1	1.000	0-3	.000	4	13	17	1.1	9-0	2	12	0	1	3-0.2
Total	30			739-1879	.393	230-652	.353	414-577	.718	355	797	1152	38.4	612-16	406	471	109	224	2122-70.7
Conference-Only	18			426-1117	.381	133-389	.342	259-345	.751	203	484	687	38.2	365-10	234	261	72	121	1244-69.1
Opponents	30			728-1842	.395	141-489	.288	483-725	.666	425	860	1285	42.8	566-13	406	546	128	216	2080-69.3
Conference-Only	18			420-1081	.389	90-290	.310	275-420	.655	249	535	784	43.6	339-9	236	318	68	119	1205-66.9

Attendance	MUR	Opponents
Total	32,247	17,150
Home Games/Avg.	11/2,932	18/943
Neutral Sites/Avg.	-	1/171

Scoring By Period	1st	2nd	OT	Total
Murray State	998	1116	8	2122
Opponents	969	1098	13	2080

Deadball Rebounds	Off.	Def.	Total
Murray State	73	10	83
Opponents	122	19	141

2009-10 RESULTS (13-17, 8-10 OVC – Home: 7-4, Away: 6-12, Neutral: 0-1)

NOVEMBER

13	at Alabama A&M	W, 72-61
15	at Memphis	W, 69-59
18	MID-CONTINENT	W, 97-54
21	EVANSVILLE	W, 85-77
27	at Georgia State ¹	L, 72-87
28	vs. Morgan State ¹	L, 74-83

DECEMBER

3	EASTERN KENTUCKY*	L, 54-58
5	MOREHEAD STATE*	L, 51-58
13	at Missouri	L, 32-71
16	at Missouri State	L, 70-76
19	at Southern Illinois	L, 71-76
21	at IUPUI	W, 88-68
29	at Marshall	L, 58-68

JANUARY

4	UT MARTIN*	W, 55-47
7	at Tennessee State*	L, 72-82
9	at Austin Peay*	L, 79-83
14	JACKSONVILLE STATE*	W, 78-49
16	TENNESSEE TECH*	W, 82-72
21	at Eastern Illinois*	L, 57-64
23	at Southeast Missouri*	W, 90-72
30	at UT Martin*	L, 65-77

FEBRUARY

4	TENNESSEE STATE*	W, 77-69
6	AUSTIN PEAY*	L, 76-72
11	at Tennessee Tech*	L, 67-80
13	at Jacksonville State*	W, 71-60
18	SOUTHEAST MISSOURI*	W, 61-52
20	EASTERN ILLINOIS*	L, 71-76
25	at Morehead State*	L, 63-66
27	at Eastern Kentucky*	W, 79-64

MARCH

2	at #2 Morehead State ²	L, 90-95
---	-----------------------------------	----------

¹ Georgia State Thanksgiving Tourn. (Atlanta, Ga.)

² OVC Tournament First Round (campus sites)

* Ohio Valley Conference Game

Home Games in Bold

All Times Central and Subject to Change



Rachael Isom
Junior • Guard
 Averaged 11.9 pts and 3.3 rebs. last year



SOUTHEAST MISSOURI REDHAWKS

2010-11 SCHEDULE

NOVEMBER

4	MISSOURI BAPTIST (Exh.)	7 p.m.
8	BETHEL (Exh.)	7 p.m.
12	vs. Jackson State ¹	TBA
12	at Magnolia Classic ¹	TBA
17	NORTHERN IOWA	7 p.m.
19	at Louisville	TBA
23	MARYVILLE	7 p.m.
27	at UT Arlington	5 p.m.

DECEMBER

2	AUSTIN PEAY*	5:30 p.m.
4	TENNESSEE STATE*	4 p.m.
7	WESTERN MICHIGAN	7 p.m.
10	at Green Bay	7 p.m.
19	at Jacksonville State*	2 p.m.
21	at Tennessee Tech*	5:30 p.m.
30	LINDENWOOD-BELLEVILLE	12 p.m.

JANUARY

2	at Notre Dame	1 p.m.
8	EASTERN ILLINOIS*	4 p.m.
13	MOREHEAD STATE*	5:30 p.m.
15	EASTERN KENTUCKY*	6 p.m.
19	at UT Martin*	7:30 p.m.
22	at Murray State*	5:15 p.m.
27	JACKSONVILLE STATE*	5:30 p.m.
29	TENNESSEE TECH*	4 p.m.

FEBRUARY

1	at SIU Edwardsville	5:30 p.m.
5	at Eastern Illinois*	4 p.m.
10	at Eastern Kentucky*	5:30 p.m.
12	at Morehead State*	5:15 p.m.
17	MURRAY STATE*	7 p.m.
19	UT MARTIN*	TBA
24	at Tennessee State*	5:30 p.m.
26	at Austin Peay*	5:15 p.m.

MARCH

2-5	OVC Tournament ²	TBA
-----	-----------------------------	-----

¹ Magnolia Classic (Oxford, Miss.)
² OVC Tournament (Nashville, Tenn.)
 * Ohio Valley Conference Game
Home Games in Bold

TEAM NOTES

• The Redhawks have made at least one three-pointer in 371-straight games. The streak is the nation's seventh longest active streak in the nation. The last time the Redhawks failed to connect on a three-pointer was on January 14, 1998 against Tennessee State.

• Head Coach John Ishee needs just two victories for 100 career head coaching wins

• The program was awarded the OVC's Team Sportsmanship Award for women's basketball for the first time in history this past season.

Basic Information

Location: Cape Girardeau, Mo.
 Enrollment: 10,655
 Founded: 1873
 Nickname: Redhawks
 Colors: Red and Black
 President: Dr. Kenneth Dobbins
 Athletic Director: John Shafer
 Arena (Capacity): Show Me Center (7,000)

Media Relations

Women's Basketball Contact: Patrick Clark
 Office Phone: (573) 651-2937
 Cell Phone: (618) 593-7281
 Fax: (573) 651-2810
 Email: paclark@semo.edu
 Web site: www.GoSoutheast.com
 Press Row Phone: (573) 651-5014

2010-11 ROSTER

No.	Name	Pos.	Ht.	Yr.	Hometown (Last School)
1	Bianca Beck	G	5'7	Jr.	St. Louis, Mo. (Incarnate Word)
4	Brittany Harriel	F	6'1	So.	Cincinnati, Ohio (Lakota West)
5	Erika Lane	G	5'7	So.	Knoxville, Tenn. (West)
10	Monica Miller	G/F	5'9	So.	Memphis, Tenn. (Lausanne Prep)
14	Brooke Taylor	F	6'1	Fr.	Bismarck, Mo. (Bismarck)
15	Courtney Shiffer	F/C	6'1	So.	Freeport, Ill. (Highland CC)
21	Karley Evans	G	5'9	Jr.	Rock Port, Mo. (Mineral Area College)
22	Shelah Fields	G	5'6	So.	St. Louis, Mo. (Riverview Gardens)
23	Jasmine Davis	G	5'7	So.	Cincinnati, Ohio (Hughes Center)
24	Amber Holmes	F	6'2	Jr.	San Antonio, Texas (Cornerstone Christian)
25	Katie Norman	G/F	5'9	So.	Freeport, Ill. (Freeport)
32	Patricia Mack	F	6'0	So.	Columbus, Ohio (Mifflin)
40	Ballie Roberts	F	5'10	So.	Maryville, Tenn. (Maryville)

COACHING STAFF

Head Coach John Ishee

Alma Mater: Southern Mississippi, 1986
 Hometown: Gulfport, Miss.
 Career Record: 98-74 (6 yrs.)
 School Record: 69-53 (4 yrs.)
 OVC Record: 47-29
 OVC Tournament Appearances: 3
 NCAA Tournament Appearances: 1

Assistant Coaches

Marcus Payne..... 1st season (Southwestern (Kan.) 1986)
 Elizabeth Cansdale..... 3rd season (Ole Miss, 2005)
 Dionnah Jackson..... 1st season (Oklahoma, 2005)

Career Head Coaching Record

Year	School	Overall	Conf.	Year	School	Overall	Conf.
2001-02	Life University	22-10	-	2007-08	Southeast Missouri	23-9	17-3
2005-06	New Mexico-Highlands	12-14	8-11	2008-09	Southeast Missouri	15-15	10-8
2006-07	Southeast Missouri	24-8	16-4	2009-10	Southeast Missouri	7-21	4-14

Coach Ishee Facts

Ishee earned 2006-07 OVC Coach of the Year honors in his first season at the helm of the Redhawks...Led team to 16-4 Conference record, OVC Tournament Championship and NCAA Tournament berth...Was an assistant coach for Southeast Missouri during the 2002-03 season...Was named the head coach in March, 2007 after serving as the acting head coach from Nov. 2007.



2009-10 STATISTICS

PLAYER	GP-GS	MIN	TOTAL			3-POINTERS			REBOUNDS										PTS-AVG
			AVG	FG-FGA	PCT	FG-FGA	PCT	FT-FTA	PCT	OFF	DEF	TOT	AVG	PF-FO	A	TO	BLK	STL	
DAVIS, Jasmine	13-11	336	25.8	34-96	.354	5-32	.156	57-65	.877	9	25	34	2.6	24-1	25	33	0	12	130-10.0
Conference-Only	4-3	114	28.5	9-32	.281	0-7	.000	11-13	.846	1	12	13	3.3	6-0	7	15	0	4	29-7.3
ROBERTS, Bailie	22-18	518	23.5	73-184	.397	21-63	.333	31-43	.721	41	65	106	4.8	36-0	26	60	9	20	198-9.0
Conference-Only	13-11	320	24.6	45-114	.395	14-38	.368	18-28	.643	27	42	69	5.3	23-0	17	33	8	11	122-9.4
SHARPE, Lauren	13-12	355	27.3	28-107	.262	13-53	.245	25-36	.694	8	29	37	2.8	22-0	15	24	2	23	94-7.2
Conference-Only	4-4	109	27.3	8-30	.267	3-13	.231	8-15	.533	2	8	10	2.5	6-0	4	10	1	11	27-6.8
NORMAN, Katie	28-18	754	26.9	73-195	.374	26-85	.306	30-38	.789	20	63	83	3.0	73-3	46	52	15	23	202-7.2
Conference-Only	18-15	531	29.5	53-140	.379	21-60	.350	22-26	.846	16	47	63	3.5	52-3	34	24	9	17	149-8.3
BECK, Bianca	28-22	827	29.5	45-154	.292	20-59	.339	62-91	.681	14	64	78	2.8	60-3	77	83	3	30	172-6.1
Conference-Only	18-13	531	29.5	24-104	.231	13-41	.317	40-58	.690	8	47	55	3.1	36-1	49	49	0	18	101-5.6
ADAMS, Lesley	28-23	564	20.1	60-164	.366	0-1	.000	28-48	.583	66	84	150	5.4	76-2	11	62	8	23	148-5.3
Conference-Only	18-13	371	20.6	42-113	.372	0-1	.000	18-35	.514	42	49	91	5.1	49-2	10	39	6	11	102-5.7
FIELDS, Shelah	24-5	346	14.4	42-142	.296	28-93	.301	12-14	.857	8	17	25	1.0	22-0	15	31	1	9	124-5.2
Conference-Only	15-4	285	19.0	37-119	.311	25-79	.316	5-6	.833	5	14	19	1.3	15-0	13	25	1	9	104-6.9
MACK, Patricia	27-9	533	19.7	51-145	.352	8-36	.222	23-47	.489	41	104	145	5.4	76-4	34	57	11	20	133-4.9
Conference-Only	17-6	378	22.2	36-98	.367	5-21	.238	21-37	.568	31	72	103	6.1	47-3	24	35	7	13	98-5.8
LANE, Erika	25-1	386	15.4	40-136	.294	8-49	.163	12-22	.545	4	32	36	1.4	27-0	15	40	0	8	100-4.0
Conference-Only	18-1	312	17.3	33-116	.284	7-42	.167	6-11	.545	2	24	26	1.4	23-0	11	31	0	7	79-4.4
HARRIEL, Brittany	28-3	417	14.9	38-111	.342	5-18	.278	23-33	.697	34	64	98	3.5	42-1	10	34	6	13	104-3.7
Conference-Only	18-3	231	12.8	23-76	.303	3-11	.273	13-18	.722	23	31	54	3.0	24-0	6	15	3	7	62-3.4
MILLER, Monica	26-12	337	13.0	25-74	.338	5-24	.208	13-19	.684	6	33	39	1.5	18-0	12	23	2	12	68-2.6
Conference-Only	18-11	260	14.4	18-58	.310	2-17	.118	8-12	.667	5	29	34	1.9	12-0	8	17	1	11	46-2.6
MILLER, Shanece	18-0	97	5.4	6-20	.300	0-1	.000	2-4	.500	2	9	11	0.6	13-0	4	6	3	0	14-0.8
Conference-Only	10-0	58	5.8	1-11	.091	0-1	.000	2-4	.500	0	6	6	0.6	6-0	1	5	1	0	4-0.4
HOLMES, Amber	19-1	130	6.8	3-11	.273	0-0	.000	2-4	.500	9	10	19	1.0	16-0	3	9	4	2	8-0.4
Conference-Only	14-1	100	7.1	3-9	.333	0-0	.000	0-0	.000	6	7	13	0.9	7-0	2	4	3	2	6-0.4
Total	28			518-1539	.337	139-514	.270	320-464	.690	335	666	1001	35.8	505-14	293	528	64	195	1495-53.4
Conference-Only	18			332-1020	.325	93-331	.281	172-263	.654	219	435	654	36.3	306-9	186	311	40	121	929-51.6
Opponents	28			615-1520	.405	184-571	.322	410-588	.697	351	769	1120	40.0	482-7	397	500	89	245	1824-65.1
Conference-Only	18			386-981	.393	123-382	.322	237-341	.695	218	522	740	41.1	294-3	250	316	65	145	1132-62.9

Attendance

	SEMO	Opponents
Total	12,871	13,059
Home Games/Avg.	15/858	13/1,005
Neutral Sites/Avg.	-	0/0

Scoring By Period

	1st	2nd	Total
Southeast Missouri	696	799	1495
Opponents	935	889	1824

Deadball Rebounds

	Off.	Def.	Total
Southeast Missouri	59	2	61
Opponents	62	5	67

2009-10 RESULTS (7-21, 4-14 OVC – Home: 5-10, Away: 2-11, Neutral: 0-0)

NOVEMBER

13	UMSL	W, 66-53
16	SOUTHERN MISS	W, 73-63
21	at Missouri State	L, 46-72
25	at Indiana State	L, 28-72
29	GREEN BAY	L, 50-88

DECEMBER

3	at Austin Peay*	L, 63-76
5	at Tennessee State*	L, 54-50
9	BETHEL	W, 73-60
12	UT ARLINGTON	L, 54-66
19	at Central Arkansas	L, 64-72
28	at UALR	L, 55-87

JANUARY

2	TENNESSEE TECH*	W, 61-56
4	JACKSONVILLE STATE*	W, 56-53
9	at Eastern Illinois*	L, 39-67
14	at Morehead State*	L, 37-75
16	at Eastern Kentucky*	W, 43-41
21	UT MARTIN*	L, 46-49
23	MURRAY STATE*	L, 72-90
28	at Jacksonville State*	W, 52-47
30	at Tennessee Tech*	L, 56-59

FEBRUARY

2	SIU EDWARDSVILLE	L, 57-59
6	EASTERN ILLINOIS*	L, 41-71
11	EASTERN KENTUCKY*	L, 45-50
13	MOREHEAD STATE*	L, 50-65
18	at Murray State*	L, 52-61
20	at UT Martin*	L, 43-65
25	TENNESSEE STATE*	L, 63-76
27	AUSTIN PEAY*	L, 60-77

* Ohio Valley Conference Game

Home Games in Bold

All Times Central and Subject to Change



Ballie Roberts

Sophomore • Forward

Averaged 9.0 pts. and 4.8 rebs. last season



SIUE EDWARDSVILLE COUGARS

2010-11 SCHEDULE

NOVEMBER

6	NORTH CENTRAL (Exh.)	1 p.m.
12	MORGAN STATE	5:30 p.m.
16	WICHITA STATE	7 p.m.
20	at Illinois State	4:05 p.m.
23	at UMKC	7 p.m.
26	AUSTIN PEAY	7 p.m.
28	SAINT LOUIS	1 p.m.

DECEMBER

3	DePAUL	7 p.m.
5	BALL STATE	1 p.m.
9	at Missouri State	7:05 p.m.
12	MOREHEAD STATE	1 p.m.
19	at Kansas	2 p.m.
22	at Indiana State	7 p.m.
30	at Murray State	5:15 p.m.

JANUARY

6	EASTERN ILLINOIS	6 p.m.
9	SOUTH DAKOTA	1 p.m.
11	TENNESSEE STATE	7 p.m.
17	EASTERN KENTUCKY	7 p.m.
19	at Morehead State	5:15 p.m.
25	MURRAY STATE	7 p.m.

FEBRUARY

1	SOUTHEAST MISSOURI	5:30 p.m.
3	at Eastern Illinois	7 p.m.
8	at Tennessee State	7 p.m.
16	IPFW	7 p.m.
22	TENNESSEE TECH	5:30 p.m.
26	at Cal State Bakersfield	7 p.m.

MARCH

4	vs. Longwood ¹	4:15 p.m.
5	vs. Seattle ¹	4:15 p.m.
6	at Florida Gulf Coast ¹	3:15 p.m.
10	at Arkansas	7:00 p.m.

¹FGCU Classic (Fort Meyers, Fla.)

Home Games in Bold

All Times Central and Subject to Change

TEAM NOTES

• Raven Berry became the first person in school history to be the leader in scoring and rebounding as a freshman. The Collinsville, Ill., native averaged 12.8 points and 8.3 rebounds per game.

• SIUE Head Coach Amanda Levens begins her third season at the helm with a difficult schedule. The Cougars will be playing four teams which finished with a top 100 RPI last season as well as 13 games against teams which advanced to the postseason during the 2009-2010 campaign.

• The Cougars started last season with a homecourt victory over the preseason favorite Eagles of Morehead State. This season, SIUE has 12 games against OVC competitors. SIUE will compete in a full conference schedule in the 2011-12 season.

Basic Information

Location: Edwardsville, Ill.
Enrollment: 14,107
Founded: 1957
Nickname: Cougars
Colors: Red and White
Chancellor: Dr. Vaughn Vandegrift
Athletic Director: Dr. Bradley Hewitt
Arena (Capacity): Vadalabene Center (4,000)

Media Relations

Women's Basketball Contact: Eric Hess
Office Phone: (618) 650-3608
Cell Phone: (618) 558-4112
Fax: (618) 650-2296
Email: ehess@siue.edu
Web site: www.siuecougars.com
Press Row Phone: (618) 558-4112

Team Information

Players Returning/Lost: 8/1
Starters Returning/Lost: 4/1
2009-10 Record: 8-21
Postseason: None

All-Time Record: 522-429 (.549)
All-Time OVC Record: 0-0 (.000)
Joined OVC: 2008

OVC Regular Season Titles

none

OVC Tournament Titles

none

NCAA Tournament Appearances

none

2010-11 ROSTER

No.	Name	Pos.	Ht.	Yr.	Hometown (Last School)
1	Melia Duncan	G	5-8	Jr.	Folsom, Calif. (St. Francis High School)
3	Sydney Stahlberg	G	5-9	Sr.	Morton, Ill. (Illinois Central)
11	Kiara Conner	F	6-0	So.	Markham, Ill. (Binghamton)
12	Madison Meade	G	5-6	Jr.	Auburn, Calif. (Placer High School)
14	Amanda Ledbetter	G	5-7	Fr.	Rock Island, Ill./Alleman Catholic High School
15	Valerie Finnin	G	5-8	Fr.	Mokena, Ill. (Marian Catholic)
22	Jazmin Hill	G	5-3	Fr.	O'Fallon, Ill./Belleville Althoff
23	Kate Affourtit	G	5-8	Jr.	Lake Forest, Ill. (Lake Forest High School)
24	Courtney Kenner	G	5-6	So.	St. Louis, Mo. (Incarnate Word Academy)
25	Michaela Herrod	F	6-0	So.	Alton, Ill. (Alton High School)
32	Shanique Buford	F	5-11	Fr.	St. Louis, Mo. (Beaumont High School)
42	Allyssa Decker	F	6-0	Fr.	Moline, Ill. (Moline)
44	Whitney Champlin	C	6-3	Sr.	Olympia, Wash. (Oregon State)
45	Raven Berry	F/C	6-1	So.	Collinsville, Ill. (Collinsville High School)

COACHING STAFF

Head Coach Amanda Levens

Alma Mater: Arizona State, 2002
Hometown: Belvidere, Ill.
Career Record: 13-45 (2 yrs.)
School Record: Same
OVC Record: 0-0
OVC Tournament Appearances: none
NCAA Tournament Appearances: none

Assistant Coaches

Laura Gonslaves 3rd season (Washington, 1995)
Jenn Bradley 2nd season (Santa Clara, 2003)
Jocelyn Duke 1st season (Austin Peay, 2001)



Career Head Coaching Record

Year	School	Overall	Conf.	Year	School	Overall	Conf.
2008-09	SIU Edwardsville	5-24	---				
2009-10	SIU Edwardsville	8-21	--				

Coach Levens Facts

Prior to joining SIU Edwardsville, Levens spent five seasons as an assistant coach at Nevada...She signed a free agent contract with the Charlotte Sting in April 2002 following her playing days at Arizona State.

2009-10 STATISTICS

PLAYER	GP-GS	MIN	TOTAL			3-POINTERS		REBOUNDS											PTS-AVG
			AVG	FG-FGA	PCT	FG-FGA	PCT	FT-FTA	PCT	OFF	DEF	TOT	AVG	PF-FO	A	TO	BLK	STL	
BERRY, Ryan	27-13	707	26.2	129-265	.487	0-2	.000	87-124	.702	123	101	224	8.3	73-3	24	60	8	35	345-12.8
DUNCAN, Melia	28-26	840	30.0	115-313	.349	52-159	.349	34-57	.596	46	57	103	3.7	73-2	33	47	3	35	316-11.3
BEY, Ashley	29-26	938	32.3	99-312	.317	9-43	.209	95-152	.625	28	93	121	4.2	87-5	123	107	1	98	302-10.4
BENNETT, Danielle	17-7	272	16.0	41-119	.345	19-59	.322	15-23	.652	20	32	52	3.1	34-0	8	36	2	11	116-6.8
HERROD, Michaela	25-17	438	17.5	61-165	.370	2-7	.286	12-27	.444	40	73	113	4.5	41-1	18	27	3	18	136-5.4
KENNER, Courtney	29-6	656	22.6	47-162	.290	23-69	.333	39-55	.709	25	38	63	2.2	35-0	31	45	4	25	156-5.4
MEADE, Madison	29-21	560	19.3	38-178	.213	21-111	.189	12-17	.706	5	20	25	0.9	40-0	30	62	0	19	109-3.8
STAHLBERG, Sydney	26-7	573	22.0	32-79	.405	0-7	.000	30-41	.732	57	76	133	5.1	62-1	27	33	2	33	94-3.6
ASKEW, Erica	4-0	47	11.8	3-14	.214	1-6	.167	2-2	1.000	1	7	8	2.0	6-0	1	4	2	0	9-2.3
AFFOURTIT, Kate	29-9	397	13.7	18-89	.202	8-44	.182	5-8	.625	11	13	24	0.8	33-0	13	29	6	16	49-1.7
CHAMPLIN, Whitney	27-13	369	13.7	18-55	.327	0-0	.000	9-21	.429	23	39	62	2.3	65-0	14	32	16	6	45-1.7
SHELLMAN, Ashley	3-0	3	1.0	0-0	.000	0-0	.000	0-0	.000	0	0	0	0.0	0-0	0	0	0	0	0-0.0
Total	29			601-1751	.343	135-497	.272	340-527	.645	445	615	1060	36.6	549-12	322	499	47	296	1677-57.8
Opponents	29			652-1528	.427	157-466	.337	472-632	.747	351	803	1154	39.8	483-0	382	596	106	247	1933-66.7

Attendance

	SIUE	Opponents
Total	6,838	21,769
Home Games/Avg.	13/526	15/1,451
Neutral Sites/Avg.	-	1/0

Scoring By Period

	1st	2nd	Total
SIU Edwardsville	725	952	1667
Opponents	937	996	1933

Deadball Rebounds

	Off.	Def.	Total
SIU Edwardsville	83	2	85
Opponents	68	7	75

2009-10 RESULTS (8-21 – Home: 6-7, Away: 2-13, Neutral: 0-1)

NOVEMBER

13	MOREHEAD STATE	W, 67-64
15	MILWAUKEE	L, 60-85
18	at Valparaiso	L, 55-64
20	at Northwestern	L, 37-68
23	at Loyola (Ill.)	L, 66-85
27	at New Mexico State ¹	L, 64-73
28	vs. Stephen F. Austin ¹	L, 66-68

DECEMBER

2	UMKC	W, 66-55
5	INDIANA STATE	L, 49-65
11	at Wichita State	L, 58-68
13	at Wisconsin	L, 38-68
20	TOLEDO	L, 74-86
22	MISSOURI STATE	L, 66-82
31	CENTRAL ARKANSAS	L, 64-69

JANUARY

2	at Bowling Green	L, 57-70
4	ILLINOIS STATE	L, 66-70
6	at Saint Louis	L, 30-62
13	at Northern Kentucky	W, 56-53
15	at Ball State	L, 40-64
18	SOUTH DAKOTA	W, 62-51
20	at Eastern Kentucky	L, 53-58
25	UT MARTIN	W, 49-46

FEBRUARY

2	at Southeast Missouri	W, 59-57
4	EASTERN ILLINOIS	L, 74-63
7	at Miami (Fla.)	L, 60-85
13	OAKLAND CITY	W, 82-55
21	at South Dakota	L, 52-63
23	at Tennessee Tech	L, 52-63
25	ROBERT MORRIS (Ill.) (exh.)	W, 68-60

MARCH

3	CAL STATE BAKERSFIELD	W, 69-68
---	-----------------------	----------

¹Aggie Hotel Encanto Thanksgiving Classic (Las Cruces, N.M.)

Home Games in Bold

All Times Central and Subject to Change



Raven Berry
Sophomore • Center
Averaged 12.8 pts and 8.3 rebs. last season



TENNESSEE STATE LADY TIGERS

2010-11 SCHEDULE

NOVEMBER

9	BLUEFIELD COLLEGE (Exh.)	7 p.m.
12	at Alabama	6 p.m.
16	at Southern Illinois	7:05 p.m.
18	CUMBERLAND	7 p.m.
20	JACKSON STATE	3 p.m.
23	at Arkansas	7 p.m.
27	at Lipscomb	6:30 p.m.

DECEMBER

2	at Eastern Illinois*	5:30 p.m.
4	at Southeast Missouri*	4 p.m.
7	at Belmont	5 p.m.
11	SOUTHERN MISS	3 p.m.
19	MOREHEAD STATE*	3 p.m.
21	EASTERN KENTUCKY*	5:30 p.m.
30	at Georgia Tech	7 p.m.

JANUARY

6	at Murray State*	5:15 p.m.
8	at UT Martin*	4 p.m.
11	at SIU Edwardsville	7 p.m.
15	AUSTIN PEAY*	5:30 p.m.
20	JACKSONVILLE STATE*	5:30 p.m.
22	TENNESSEE TECH*	5:30 p.m.
27	at Morehead State*	5:15 p.m.
29	at Eastern Kentucky*	4 p.m.

FEBRUARY

3	MURRAY STATE*	5:30 p.m.
5	UT MARTIN*	5:30 p.m.
8	SIU EDWARDSVILLE	7 p.m.
12	at Austin Peay*	5:15 p.m.
17	at Tennessee Tech*	7 p.m.
19	at Jacksonville State*	2 p.m.
24	SOUTHEAST MISSOURI*	5:30 p.m.
26	EASTERN ILLINOIS*	5:30 p.m.

MARCH

2-5	OVC Tournament ¹	TBA
-----	-----------------------------	-----

¹ OVC Tournament First Round (Nashville, Tenn.)

* Ohio Valley Conference Game

Home Games in Bold

All Times Central and Subject to Change

TEAM NOTES

• After only averaging 5.5 points through the first half of the season, a 19-point performance at Jacksonville State sparked a burst that saw Meredith Stafford average 15.6 points per game, in/ through the final 12 games of the season.

• This season, Tennessee State will face two SEC (Alabama & Arkansas) and one ACC opponent in Georgia Tech, which appeared in the 2010 NCAA tournament.

• TSU has players from the states of Tennessee, Kentucky, Ohio, Arkansas and Texas.

Basic Information

Location: Nashville, Tenn.
 Enrollment: 8,000
 Founded: 1908
 Nickname: Lady Tigers
 Colors: Royal Blue and White
 President: Dr. Melvin Johnson
 Athletic Director: Teresa Phillips
 Arena (Capacity): Gentry Center (10,600)

Media Relations

Women's Basketball Contact: Zekeya Anderson
 Office Phone: (615) 963-1867
 Cell Phone (615) 828-3603
 Fax: (615) 963-7589
 Email: zanderson01@tnstate.edu
 Web site: www.TSUTigers.com
 Press Row Phone: (615) 963-7616

Team Information

Players Returning/Lost: 8/4
 Starters Returning/Lost: 2/3
 2009-10 Record/OVC (Finish): 10-18/7-11 (8th)
 Postseason: OVC Tournament First Round

All-Time Record: 324-535 (.377)
 All-Time OVC Record: 133-243 (.351)
 Joined OVC: 1987

OVC Regular Season Titles (2)

1993-94, 1994-95

OVC Tournament Titles (2)

1994, 1995

NCAA Tournament Appearances (2)

1994, 1995

2010-11 ROSTER

No.	Name	Pos.	Ht.	Yr.	Hometown (Last School)
1	Jasmine Brimm	G	5-5	FR	Smyrna, Tenn. (LaVergne)
3	Denisha Mumford	G	5-9	SO	Hopkinsville, Ky. (Christian County)
4	Kimberly Haynes	G	5-6	JR	Dallas, Texas (Cisco JC)
10	Meredith Stafford	G	5-6	SR	Memphis, Tenn. (Central)
11	Avery Jones	C	6-1	SO	Louisville, Ky. (Manuel)
15	Tanesha Stenson	G	5-7	FR	Nashville, Tenn. (McGavock)
20	Ashley Tate	G	5-6	SO	Memphis, Tenn. (Ridgeway)
21	Jasmin Shuler	G	5-8	SO	Clarksville, Tenn. (Kenwood)
22	Kesi Hess	G	5-10	SO	Dublin, Ohio (Scioto)
23	Alana Morris	G/F	5-9	FR	Bryant, Ark. (Bryant)
30	Chelsea Hudson	F	6-0	FR	Midland, Texas (Midland)
32	Tayla Foster	G/F	5-10	FR	Madisonville, Ky. (Madisonville North Hopkins)
35	Simone Hopes	F	5-10	SO	Houston, Texas (Westfield)
44	Destiney Gaston	C	6-3	SO	Columbus, Ohio (Northland)

COACHING STAFF

Head Coach Tracee Wells

Alma Mater: Tennessee State, 1998
 Hometown: Belleville, Ill.
 Family: Husband - Bubba Wells
 Career Record: 59-112 (6 yrs.)
 School Record: same
 OVC Record: 42-70
 OVC Tournament Appearances: 3
 NCAA Tournament Appearances: none

Assistant Coaches

Rasheeda Love 2nd season (Bradley, 2004)
 Jamie Shadian 2nd season (San Francisco, 1997)
 Donna Brown-Wynn .. 1st season (Mississippi State, 1993)
 Dominique Nelson (G.A.) 2nd season (Tennessee State, 2007)



Career Head Coaching Record

Year	School	Overall	Conf.	Year	School	Overall	Conf.
2004-05	Tennessee State	11-17	8-8	2007-08	Tennessee State	13-17	10-10
2005-06	Tennessee State	0-27	0-20	2008-09	Tennessee State	18-13	13-5
2006-07	Tennessee State	7-22	4-16	2009-10	Tennessee State	10-18	7-11

Coach Wells Facts

Wells was a member of the 1995 Tennessee State squad that won its second OVC title...Was an assistant coach at TSU for two seasons before taking over the helm of the Lady Tigers in 2004..Wells was named the OVC Coach of the Year in 2007-08...Led TSU to a 13-5 OVC record and berth in the OVC Tournament semifinals in 2008-09...Married Austin Peay men's assistant coach Charles "Bubba" Wells in August 2007.

2009-10 STATISTICS

PLAYER	GP-GS	MIN	TOTAL			3-POINTERS			REBOUNDS										PF-FO	A	TO	BLK	STL	PTS-AVG
			AVG	FG-FGA	PCT	FG-FGA	PCT	FT-FTA	PCT	OFF	DEF	TOT	AVG											
OKAFOR, Obiageli	28-25	812	29.0	144-315	.457	0-1	.000	117-216	.542	115	95	210	7.5	97-5	12	70	3	28	405-14.5					
Conference-Only	18-17	561	31.2	89-204	.436	0-1	.000	79-143	.552	74	71	145	8.1	62-3	9	40	3	21	257-14.3					
STAFFORD, Meredith	28-25	769	27.5	96-284	.338	28-81	.346	55-78	.705	30	65	95	3.4	77-4	40	45	2	32	275-9.8					
Conference-Only	18-17	547	30.4	76-215	.353	24-67	.358	44-60	.733	21	47	68	3.8	47-2	25	34	1	22	220-12.2					
SMITH, Jasmine	13-7	266	20.5	43-118	.364	8-28	.286	9-13	.692	24	63	87	6.7	24-0	19	25	3	16	103-7.9					
Conference-Only	4-1	87	21.8	16-39	.410	0-5	.000	3-4	.750	7	23	30	7.5	5-0	9	8	1	8	35-8.8					
RUMPH, Nikki	28-21	562	20.1	70-195	.359	12-35	.343	33-44	.750	20	25	45	1.6	64-2	29	50	11	37	185-6.6					
Conference-Only	18-17	399	22.2	55-147	.374	9-23	.391	14-20	.700	16	17	33	1.8	47-2	19	37	7	34	133-7.4					
PIERCE, LaDona	28-26	859	30.7	65-152	.428	0-0	.000	36-68	.529	15	77	92	3.3	77-3	142	97	3	48	166-5.9					
Conference-Only	18-17	585	32.5	46-111	.414	0-0	.000	19-37	.514	13	57	70	3.9	51-1	101	63	1	34	111-6.2					
SHULER, Jasmin	27-1	379	14.0	52-67	.311	34-107	.318	21-23	.913	10	23	33	1.2	37-1	17	41	0	11	159-5.9					
Conference-Only	18-1	287	15.9	41-126	.325	28-87	.322	12-13	.923	8	20	28	1.6	31-1	14	28	0	9	122-6.8					
HESS, Kesi	27-7	384	14.2	39-141	.277	31-108	.287	10-19	.526	14	35	49	1.8	25-0	12	24	4	21	119-4.4					
Conference-Only	17-4	237	13.9	28-97	.289	22-74	.297	8-11	.727	7	29	36	2.1	12-0	7	10	3	13	86-5.1					
HOPES, Simone	27-5	418	15.5	40-106	.377	0-0	.000	18-34	.529	35	56	91	3.4	49-0	6	39	7	9	98-3.6					
Conference-Only	18-3	284	15.8	21-62	.339	0-0	.000	16-28	.571	18	40	58	3.2	30-0	5	26	6	6	58-3.2					
TATE, Ashley	25-7	442	17.7	25-82	.305	3-12	.250	37-61	.607	16	37	53	2.1	31-1	46	49	2	17	90-3.6					
Conference-Only	15-3	264	17.6	14-51	.275	1-7	.143	21-32	.656	11	26	37	2.5	23-1	32	31	2	11	50-3.3					
GASTON, Destiney	24-6	238	9.9	17-43	.395	0-0	.000	17-27	.630	25	38	63	2.6	36-0	6	13	15	8	51-2.1					
Conference-Only	15-6	133	8.9	11-24	.458	0-0	.000	10-14	.714	16	28	44	2.9	23-0	2	10	9	4	32-2.1					
JONES, Avery	26-6	254	9.8	20-50	.400	0-1	.000	14-25	.560	27	52	79	3.0	39-1	3	23	1	6	54-2.1					
Conference-Only	16-3	137	8.6	8-22	.364	0-1	.000	8-12	.667	12	30	42	2.6	22-1	3	10	1	3	24-1.5					
MUMFORD, Denisha	15-0	137	9.1	9-51	.176	6-32	.188	0-1	.000	9	17	26	1.7	14-0	4	14	1	4	24-1.6					
Conference-Only	7-0	35	5.0	2-20	.100	2-12	.167	0-0	.000	1	4	5	0.7	5-0	0	7	1	3	6-0.9					
CROMARTIE, Chelsea	19-4	132	6.9	11-22	.500	0-0	.000	4-8	.500	16	24	40	2.1	25-0	3	11	3	3	26-1.4					
Conference-Only	11-1	71	6.5	6-10	.600	0-0	.000	2-4	.500	8	14	22	2.0	16-0	1	4	0	0	14-1.3					
Total	28			631-1726	.366	122-405	.301	371-617	.601	448	681	1129	40.3	596-17	339	507	55	240	1755-62.7					
Conference-Only	18			413-1128	.366	86-277	.310	236-378	.624	280	456	736	40.9	375-11	227	310	35	168	1148-63.8					
Opponents	28			633-1592	.398	143-445	.321	502-702	.715	384	786	1170	41.8	541-14	350	537	98	212	1911-68.2					
Conference-Only	18			393-1039	.378	85-286	.297	314-437	.719	257	513	770	42.8	331-10	211	345	59	135	1185-65.8					

Attendance

TSU	Opponents
Total 5,318	19,137
Home Games/Avg. 13/409	131,472
Neutral Sites/Avg. -	2/0

Scoring By Period

	1st	2nd	OT	Total
Tennessee State	835	900	20	1755
Opponents	881	1060	24	1911

Deadball Rebounds

Off.	Def.	Total
Tennessee State 105	9	114
Opponents 85	5	90

2009-10 RESULTS (10-18, 7-11 OVC – Home: 8-5, Away: 2-11, Neutral: 0-2)

NOVEMBER

14	at Jackson State	L, 63-76
20	vs. San Diego ¹	L, 45-79
21	vs. Cornell ¹	L, 73-92
25	CUMBERLAND	W, 60-42
28	LIPSCOMB	W, 72-69 (ot)

DECEMBER

3	EASTERN ILLINOIS*	L, 57-70
5	SOUTHEAST MISSOURI*	W, 54-50
8	at Georgia	L, 50-71
13	ALABAMA A&M	L, 67-86
20	at Vanderbilt	L, 47-84
30	BELMONT	W, 74-66

JANUARY

2	at Eastern Kentucky*	L, 56-64
4	at Morehead State*	L, 47-61
7	MURRAY STATE*	W, 82-72
9	UT MARTIN*	W, 51-38
14	at Austin Peay*	L, 66-77
19	at Jacksonville State*	L, 75-82 (OT)
23	at Tennessee Tech*	W, 65-62
28	MOREHEAD STATE*	L, 65-76
30	EASTERN KENTUCKY*	W, 61-54

FEBRUARY

4	at Murray State*	L, 69-77
6	at UT Martin*	L, 51-60
13	AUSTIN PEAY*	W, 68-57
15	TENNESSEE TECH*	L, 73-76
20	JACKSONVILLE STATE*	L, 65-67
25	at Southeast Missouri*	W, 76-63
27	at Eastern Illinois*	L, 67-79

MARCH

2	at #1 Eastern Illinois ²	L, 56-73
---	-------------------------------------	----------

¹ DePaul Tournament (Chicago, Ill.)

² OVC Tournament First Round (campus sites)

* Ohio Valley Conference Game

Home Games in Bold

All Times Central and Subject to Change



Meredith Stafford
Senior • Guard

Averaged 9.8 pts. and 3.4 rebs. last season



2010-11 SCHEDULE

NOVEMBER

4	BRYAN COLLEGE (Exh.)	5:30 p.m.
15	ALABAMA A&M	7 p.m.
18	at Lipscomb	7 p.m.
21	at Belmont	2 p.m.
27	TENNESSEE WESLEYAN	7 p.m.

DECEMBER

1	MIDDLE TENNESSEE	8 p.m.
4	at Jacksonville State*	5:15 p.m.
7	at Kentucky	6 p.m.
11	at Drake	7 p.m.
19	EASTERN ILLINOIS*	2 p.m.
21	SOUTHEAST MISSOURI*	2 p.m.
29	at Central Florida	3:30 p.m.

JANUARY

2	SAINT LOUIS	2 p.m.
6	at Morehead State*	4:15 p.m.
8	at Eastern Kentucky*	3 p.m.
13	UT MARTIN*	5:30 p.m.
15	MURRAY STATE*	5:30 p.m.
20	at Austin Peay*	5:30 p.m.
22	at Tennessee State*	5:30 p.m.
27	at Eastern Illinois*	5:30 p.m.
29	at Southeast Missouri*	5:30 p.m.

FEBRUARY

3	EASTERN KENTUCKY*	5:30 p.m.
5	MOREHEAD STATE*	5:30 p.m.
10	at Murray State*	5:30 p.m.
12	at UT Martin*	5:30 p.m.
17	TENNESSEE STATE*	7 p.m.
19	AUSTIN PEAY*	5:30 p.m.
22	at SIU Edwardsville	5:30 p.m.
26	JACKSONVILLE STATE*	5:30 p.m.

MARCH

2-5	OVC Tournament ¹	TBA
-----	-----------------------------	-----

¹ OVC Tournament (Nashville, Tenn.)

* Ohio Valley Conference Game

Home Games in Bold

All Times Central and Subject to Change

TEAM NOTES

• Tennessee Tech has 92% of its scoring returning from last season.

• Tennessee Tech had the #1 recruiting class in the OVC last season and 94th in the nation.

• Tech junior Tacarra Hayes became the fourth Golden Eagle to record a triple double as she posted 15 points, 10 rebounds and 12 assists against Morehead State (1/7/10) and scored 41 points against Tennessee State (2/15/10), which set a new scoring record at Tech for a guard.

TENNESSEE TECH GOLDEN EAGLES

Basic Information

Location: Cookeville, Tenn.
Enrollment: 10,850
Founded: 1915
Nickname: Golden Eagles
Colors: Purple and Gold
President: Dr. Robert Bell
Athletic Director: Mark Wilson
Arena (Capacity): Eblen Center (10,152)

Media Relations

Women's Basketball Contact: Nick Burns
Office Phone: (931) 372-6193
Cell Phone: (952) 380-8056
Fax: (931) 372-6139
Email: nburns@tntech.edu
Web site: www.TTUSports.com
Press Row Phone: (931) 372-6077

Team Information

Players Returning/Lost: 8/4
Starters Returning/Lost: 3/2
2009-10 Record/OVC (Finish): 14-16/8-10 (14th)
Postseason: OVC Tournament First Round

All-Time Record: 814-406 (.667)
All-Time OVC Record: 364-130 (.765)
Joined OVC: 1949

OVC Regular Season Titles (15)

1977-78, 1978-79, 1980-81, 1981-82, 1986-87, 1989-90, 1990-91, 1991-92, 1992-93, 1994-95, 1997-98, 1998-99, 1999-00, 2000-01, 2005-06

OVC Tournament Titles (9)

1982, 1987, 1989, 1990, 1991, 1992, 1993, 1999, 2000

NCAA Tournament Appearances (10)

1982, 1985, 1987, 1989, 1990, 1991, 1992, 1993, 1999, 2000

2010-11 ROSTER

No.	Name	Pos.	Ht.	Yr.	Hometown (Last School)
1	Keisha Moore	Fr.	5'8	G	Selma, Ala. (Selma)
3	Kellie Cook	So.	5'11	G	Madison, Ala. (Bob Jones)
10	Briana Jordan	Fr.	5'6	G	Atlanta, Ga. (Norcross)
11	Diamond Henderson	Fr.	5'6	G	Kennesaw, Ga. (North Cobb)
12	Krystal Stirrup	Jr.	6'0	F	San Antonio, Texas (Western Kentucky)
13	Lashay Davis	R-So.	5'6	G	Baxter, Tenn. (Uppermann)
14	Katherine Barker	So.	5'9	G	Dunlap, Tenn. (Sequatchie)
21	Tacarra Hayes	Jr.	5'7	G	Lebanon, Ky. (Marion County)
24	Rachel Glidden	Jr.	5'9	G	Pulaski, Tenn. (Richland)
30	Tiara Hopper	F	5'11	F	Louisville, Ky. (Butler Traditional)
32	Candace Parson	Fr.	6'2	C	Fort Lauderdale, Fla. (Dillard)
40	Molly Heady	Fr.	5'9	G/F	Clarkrange, Tenn. (Clarkrange)
41	Kylie Cook	So.	5'11	F	Madison, Ala. (Bob Jones)
44	Brittany Darling	Jr.	6'5	C	Curtice, Ohio (Owens CC)

COACHING STAFF

Head Coach Sytia Messer

Alma Mater: Arkansas, 2000

Hometown: Waldo, Ark.

Career Record: 14-16 (1 yr.)

School Record: same

OVC Record: 8-10

OVC Tournament Appearances: 1

NCAA Tournament Appearances: none

Assistant Coaches

Coretta Brown..... 1st season (North Carolina, 2003)

Steve Wallace..... 1st season (Kansas, 2007)

Stacey Franklin..... 1st season (Alabama, 1993)

JD Gravatt (Dir. of Ops.)..... 1st season (Florida Atlantic, 2008)

Career Head Coaching Record

Year	School	Overall	Conf.
2009-10	Tennessee Tech	14-16	8-10

Coach Messer Facts

Messer was named head coach at Tennessee Tech on Aug. 17, 2009...Messer takes over the helm of the Golden Eagles after spending the last five seasons on the Georgia Tech women's basketball staff...Messer completed her first year with the title of associate head coach on the Yellow Jackets' staff prior to coming to TTU...She also spent time on the staffs of Arkansas State and Memphis.



2009-10 STATISTICS

PLAYER	GP-GS	MIN	TOTAL			3-POINTERS			REBOUNDS										PF-FO	A	TO	BLK	STL	PTS-AVG
			AVG	FG-FGA	PCT	FG-FGA	PCT	FT-FTA	PCT	OFF	DEF	TOT	AVG											
HAYES, Tacarra	30-28	919	30.6	170-401	.424	4-24	.167	162-257	.630	39	136	175	5.8	77-2	136	125	15	53	506-16.9					
Conference-Only	18-17	572	31.8	116-266	.436	1-11	.091	94-150	.627	26	91	117	6.5	47-1	88	78	10	33	327-18.2					
COOK, Kellie	30-30	976	32.5	141-405	.348	47-158	.297	48-65	.738	36	106	142	4.7	76-2	41	74	11	20	377-12.2					
Conference-Only	18-18	597	33.2	82-238	.345	32-98	.327	27-32	.844	22	64	86	4.8	52-2	25	40	8	13	223-12.4					
COOK, Kylie	30-30	807	26.9	85-227	.374	55-153	.359	20-35	.571	24	110	134	4.5	87-4	18	40	11	24	245-8.2					
Conference-Only	18-18	506	28.1	57-143	.399	36-95	.379	13-25	.520	16	79	95	5.3	55-3	14	21	6	8	163-9.1					
GLIDDEN, Rachel	30-5	587	19.6	68-194	.351	48-148	.324	35-49	.714	23	56	79	2.6	42-0	25	32	3	20	219-7.3					
Conference-Only	18-2	332	18.4	39-114	.342	32-97	.330	22-29	.759	13	36	49	2.7	28-0	15	18	3	11	132-7.3					
STIRRUP, Krystal	30-13	627	20.9	77-161	.478	19-51	.373	42-54	.778	64	64	128	4.3	78-1	20	51	2	23	215-7.2					
Conference-Only	18-9	389	21.6	44-95	.463	10-28	.357	26-33	.788	40	38	78	4.3	45-1	13	30	2	17	124-6.9					
HOPPER, Tiara	28-11	565	20.2	74-158	.468	0-2	.000	45-91	.495	54	75	129	4.6	68-3	24	59	11	12	193-6.9					
Conference-Only	16-6	286	17.9	43-77	.558	0-0	.000	19-37	.514	25	36	61	3.8	38-2	11	30	5	7	105-6.6					
RUTLEDGE, Simone	29-15	512	17.7	41-90	.456	0-0	.000	17-32	.531	69	54	123	4.2	85-6	19	37	11	18	99-3.4					
Conference-Only	18-8	281	15.6	22-41	.537	0-0	.000	6-16	.375	37	27	64	3.6	47-1	13	19	6	12	50-2.8					
COOKE, Katy	29-2	359	12.4	12-54	.222	4-16	.250	21-29	.724	7	47	54	1.9	41-2	61	44	1	14	49-1.7					
Conference-Only	18-1	213	11.8	6-28	.214	0-6	.000	11-16	.688	4	26	30	1.7	24-2	41	27	1	10	23-1.3					
BARKER, Katherine	22-10	266	12.1	12-43	.279	2-16	.125	7-12	.583	14	23	37	1.7	38-0	4	7	3	8	33-1.5					
Conference-Only	15-10	221	14.7	10-32	.313	2-9	.222	6-10	.600	13	13	26	1.7	29-0	4	6	2	7	28-1.9					
WEST MASON, Alison	10-0	50	5.0	5-14	.357	4-9	.444	1-2	.500	6	2	8	0.8	5-0	0	5	0	0	15-1.5					
Conference-Only	9-0	44	4.9	5-13	.385	4-8	.500	1-2	.500	6	2	8	0.9	3-0	0	4	0	0	15-1.7					
ERVIN, Haley	30-6	332	11.1	12-40	.300	3-10	.300	8-11	.727	25	27	52	1.7	47-0	12	17	5	9	35-1.2					
Conference-Only	18-1	159	8.8	4-17	.235	2-5	.400	4-5	.800	11	13	24	1.3	24-0	8	9	2	5	14-0.8					
Total	30			697-1787	.390	186-587	.317	406-637	.637	428	778	1206	40.2	646-20	360	505	73	201	1986-66.2					
Conference-Only	18			428-1064	.402	119-357	.333	229-355	.645	254	478	732	40.7	392-12	232	292	45	123	1204-66.9					
Opponents	30			689-1693	.407	136-411	.331	510-752	.678	371	796	1167	38.9	546-11	351	482	100	188	2024-67.5					
Conference-Only	18			388-995	.390	85-253	.336	312-453	.689	217	454	671	37.3	302-5	200	279	48	109	1173-65.2					

Attendance

	TTU	Opponents
Total	16,943	27,365
Home Games/Avg.	14/1,210	14/1,955
Neutral Sites/Avg.	-	2/0

Scoring By Period

	1st	2nd	Total
Tennessee Tech	967	1019	1986
Opponents	960	1064	2024

Deadball Rebounds

	Off.	Def.	Total
Tennessee Tech	89	8	97
Opponents	91	7	98

2009-10 RESULTS (14-16, 8-10 OVC – Home: 11-3, Away: 2-12, Neutral: 1-1)

NOVEMBER

13	vs. Alabama ¹	L, 68-73
14	vs. Air Force ¹	W, 81-49
17	at #4 Baylor	L, 55-100
22	at #19 Louisville	L, 54-84
28	at Middle Tennessee	L, 39-76
30	LIPSCOMB	W, 73-65

DECEMBER

5	at Jacksonville State*	W, 68-59
12	SOUTHERN ILLINOIS	W, 59-56
19	BELMONT	W, 72-69
23	at Saint Louis	L, 41-87
30	BLUEFIELD	W, 94-62

JANUARY

2	at Southeast Missouri*	L, 56-61
4	at Eastern Illinois*	L, 68-79
7	MOREHEAD STATE*	L, 63-71
9	EASTERN KENTUCKY*	W, 74-47
14	at UT Martin*	L, 52-56
16	at Murray State*	L, 72-82
21	AUSTIN PEAY*	W, 77-56
23	TENNESSEE STATE*	L, 62-65
28	EASTERN ILLINOIS*	L, 59-80
30	SOUTHEAST MISSOURI*	W, 59-56

FEBRUARY

4	at Eastern Kentucky*	L, 60-61
6	at Morehead State*	L, 45-80
11	MURRAY STATE*	W, 80-67
13	UT MARTIN*	W, 85-41
25	at Tennessee State*	W, 76-73
20	at Austin Peay*	L, 70-78
23	SIU EDWARDSVILLE	W, 68-60
27	JACKSONVILLE STATE*	W, 77-61

MARCH

2	at #3 Austin Peay ¹	L, 61-79
---	--------------------------------	----------

¹ Texas A&M-CC Tournament (Corpus Christi, Texas)

² OVC Tournament First Round (campus sites)

³ OVC Tournament Semis/Finals (Nashville, Tenn.)

* Ohio Valley Conference Game

Home Games in Bold

All Times Central and Subject to Change



Tacarra Hayes
Sophomore • Guard
5.9 ppg, 2.9 rpg in 2008-09



UT MARTIN SKYHAWKS

2010-11 SCHEDULE

NOVEMBER

5	CHRISTIAN BROTHERS (Exh.)	11 a.m.
12	at Southern Illinois	7:05 p.m.
14	at Indiana State	2 p.m.
17	at Belmont	7 p.m.
21	at Colorado	3 p.m.
23	at Air Force	8 p.m.

DECEMBER

2	at Morehead State*	4:30 p.m.
4	at Eastern Kentucky*	3 p.m.
7	at Missouri	7 p.m.
9	at Vanderbilt	7 p.m.
11	at Evansville	2 p.m.
19	INDIANA STATE	2 p.m.
22	MURRAY STATE*	7:30 p.m.
28	at Louisville	TBA
30	at Kentucky	6 p.m.

JANUARY

6	AUSTIN PEAY*	7 p.m.
8	TENNESSEE STATE*	4 p.m.
13	at Tennessee Tech*	5:30 p.m.
15	at Jacksonville State*	4 p.m.
19	SOUTHEAST MISSOURI*	7:30 p.m.
22	EASTERN ILLINOIS*	4 p.m.
29	at Murray State*	4 p.m.

FEBRUARY

3	at Austin Peay*	5:30 p.m.
5	at Tennessee State*	4 p.m.
10	JACKSONVILLE STATE*	5:30 p.m.
12	TENNESSEE TECH*	4 p.m.
17	at Eastern Illinois*	5:30 p.m.
19	at Southeast Missouri*	4 p.m.
24	EASTERN KENTUCKY*	7:30 p.m.
26	MOREHEAD STATE*	4 p.m.

MARCH

2-5	OVC Tournament ¹	TBA
-----	-----------------------------	-----

¹ OVC Tournament (Nashville, Tenn.)

* Ohio Valley Conference Game

Home Games in Bold

All Times Central and Subject to Change

TEAM NOTES

• The Skyhawks participated in a five-game Canadian Tour in August where they went 4-1.

• Kevin McMillan was named the 2009-10 OVC Coach of the Year after leading his team to a fourth-place finish after being predicted to place 10th. He was the first Skyhawk coach to receive the honor since Gary and Kim Van Atta in 1997-98.

• The 2010-11 Skyhawk roster includes 12 newcomers and two returning starters (Alecia Weatherly and Erica Glisson). Among the 12 newcomers, nine are from Tennessee. Twelve of 15 players on the roster are from the Volunteer State.

Basic Information

Location: Martin, Tenn.
Enrollment: 8,100
Founded: 1900 (1951, Senior College)
Nickname: Skyhawks
Colors: Navy Blue and Orange
Chancellor: Dr. Thomas Rakes
Athletic Director: Phil Dane
Arena (Capacity): Skyhawk Arena (5,000)

Media Relations

Women's Basketball Contact: Joe Lofaro
Office Phone: (731) 881-7632
Cell Phone: (731) 514-2905
Fax: (731) 881-7624
Email: jlofaro@utm.edu
Web site: www.UTMSports.com
Press Row Phone: (731) 881-7694

Team Information

Players Returning/Lost: 2/13
Starters Returning/Lost: 2/3
2009-10 Record/OVC (Finish): 11-19/8-10 (14th)
Postseason: OVC Tournament Semifinals

All-Time Record: 458-619 (.424)
All-Time OVC Record: 124-188 (.397)
Joined OVC: 1992

OVC Regular Season Titles (1)

1998-99

OVC Tournament Titles

none

NCAA Tournament Appearances

none

2010-11 ROSTER

No.	Name	Pos.	Ht.	Yr.	Hometown (Last School)
00	Erica Glisson	G	5'7	So.	Dresden, Tenn. (Dresden)
3	Allison Wright	G	5'7	So.	Murfreesboro, Tenn. (Siegel)
5	Matrekia Minter	F	5'11	Fr.	Bolivar, Tenn. (Bolivar Central)
11	Heather Butler	G	5'6	Fr.	Medina, Tenn. (Gibson County)
12	Jasmine Newsome	G	5'7	Fr.	Millington, Tenn. (Millington Central)
14	Taylor Hall	G	5'9	Jr.	Mount Juliet, Tenn. (Roane State CC)
15	Grace Ann Swaim	G	5'8	Fr.	Martin, Tenn. (Westview)
20	Jaclyssa Haislip	G	6'0	Fr.	Murfreesboro, Tenn. (Riverdale)
22	Alecia Weatherly	G	5'11	Sr.	Lobelville, Tenn. (Perry County)
32	Megan White	G	5'7	Fr.	Heath, Ohio (Heath)
33	Rickiesha Bryant	F	6'4	Jr.	Miami, Fla. (East Mississippi CC)
34	Shelby Crawford	F	6'2	Jr.	Thomasville, Ala. (East Mississippi CC)
40	Perica Glenn	F	6'1	Fr.	Milan, Tenn. (Milan)
42	Beth Hawn	F	6'2	Fr.	Chapel Hill, Tenn. (Forrest)
45	Aubrey Reedy	G	6'0	Fr.	Dyer, Tenn. (Gibson County)
*	Lesley Daniel	G	5'5	So.	Collinwood, Tenn. (South Carolina Upstate)

*Will not play this season because of the NCAA transfer rules.

COACHING STAFF

Head Coach Kevin McMillan

Alma Mater: Rhodes, 1989

Career Record: 11-19 (1 yr.)

School Record: Same

OVC Record: 8-10

OVC Tournament Appearances: 1

NCAA Tournament Appearances: none

Assistant Coaches

Brian Haskins 1st season (Lambuth, 1999)

David Russell 1st season (Union, 1975)

Stacie Evans 1st season (UT Martin, 2004)

Heather Scruggs (G.A.) 2nd season (Lambuth, 2009)



Career Head Coaching Record

Year	School	Overall	Conf.
2009-10	UT Martin	11-19	8-10

Coach McMillan Facts

McMillan becomes just the eighth head coach in Skyhawk history... He takes over the helm of the UT Martin women's basketball team after spending the last two seasons as the skipper at Gibson County High School. McMillan also had a stint as an assistant coach at Middle Tennessee State... was named the 2009-10 OVC Coach of the Year.

2009-10 STATISTICS

PLAYER	GP-GS	MIN	AVG	TOTAL		3-POINTERS		REBOUNDS										PF-FO	A	TO	BLK	STL	PTS-AVG
				FG-FGA	PCT	FG-FGA	PCT	FT-FTA	PCT	OFF	DEF	TOT	AVG										
WEATHERLY, Alecia	28-27	1065	38.0	105-288	.365	39-105	.371	103-123	.837	44	121	165	5.9	53-2	55	68	5	28	352-12.6				
Conference-Only	17-16	658	38.7	69-189	.365	22-67	.328	72-81	.889	28	73	101	5.9	38-2	32	37	4	15	232-13.6				
LYLES, Darnisha	28-27	803	28.7	104-194	.536	1-1	1.000	64-142	.451	74	150	224	8.0	96-4	32	86	22	40	273-9.8				
Conference-Only	17-16	458	26.9	68-111	.613	0-0	.000	38-86	.442	35	96	131	7.7	63-3	24	57	14	17	174-10.2				
CUPPLES, Cali	28-27	1020	36.4	86-265	.325	68-213	.319	24-34	.706	8	67	75	2.7	48-0	39	61	1	29	264-9.4				
Conference-Only	17-16	655	38.5	54-155	.348	43-126	.341	15-22	.682	4	39	43	2.5	22-0	26	40	1	14	166-9.8				
WARD, LaBrica	28-12	678	24.2	74-184	.402	23-62	.371	81-106	.764	40	90	130	4.6	75-3	39	76	13	25	252-9.0				
Conference-Only	17-10	474	27.9	58-139	.417	20-48	.417	64-82	.780	21	73	94	5.5	50-3	27	56	12	17	200-11.8				
PACE, Jessica	7-6	213	30.4	23-47	.489	0-3	.000	17-37	.459	9	24	33	4.7	15-0	19	36	0	5	63-9.0				
Conference-Only	2-2	60	30.0	7-14	.500	0-1	.000	5-10	.500	1	7	8	4.0	3-0	2	10	0	2	19-9.5				
DAVIS, Yalonda	7-1	141	20.1	21-63	.333	3-15	.200	12-22	.545	6	11	17	2.4	10-0	6	18	0	6	57-8.1				
Conference-Only	2-0	29	14.5	6-13	.462	2-4	.500	3-7	.429	1	1	2	1.0	4-0	2	3	0	4	17-8.5				
SMITH, Paige	29-16	750	25.9	53-141	.376	20-53	.377	30-50	.600	13	67	80	2.8	42-0	38	55	14	18	156-5.4				
Conference-Only	18-8	462	25.7	31-84	.369	12-35	.343	15-29	.517	7	40	47	2.6	24-0	30	30	8	8	89-4.9				
GLISSON, Erica	25-22	869	34.8	26-101	.257	10-50	.200	50-66	.758	5	47	52	2.1	49-1	75	106	3	18	112-4.5				
Conference-Only	17-15	606	35.6	19-69	.275	7-35	.200	37-52	.712	3	37	40	2.4	33-0	55	59	3	15	82-4.8				
WRIGHT, Allison	6-1	122	20.3	1-17	.059	1-10	.100	5-6	.833	4	9	13	2.2	15-0	11	9	0	7	8-1.3				
Conference-Only	2-1	62	31.0	0-5	.000	0-2	.000	2-2	1.000	3	6	9	4.5	7-0	5	3	0	4	2-1.0				
Greer, Adria	13-1	64	4.9	2-11	.182	1-8	.125	2-4	.500	0	11	11	0.8	3-0	1	3	8	1	7-0.5				
Conference-Only	11-1	63	5.7	2-11	.182	1-8	.125	2-4	.500	0	11	11	1.0	3-0	1	3	8	1	7-0.6				
VINSON, Cherissa	9-0	14	1.6	0-3	.000	0-1	.000	0-0	.000	0	0	0	0.0	0-0	0	1	0	1	0-0.0				
Conference-Only	6-0	13	2.2	0-3	.000	0-1	.000	0-0	.000	0	0	0	0.0	0-0	0	1	0	1	0-0.0				
Jones, Jessica	7-0	44	6.3	0-4	.000	0-2	.000	0-0	.000	1	3	4	0.6	4-0	3	2	0	0	0-0.0				
Conference-Only	6-0	43	7.2	0-4	.000	0-2	.000	0-0	.000	1	3	4	0.7	4-0	3	2	0	0	0-0.0				
Total	29			495-1318	.376	166-523	.317	388-590	.658	248	679	927	32.0	410-10	318	543	66	178	1544-53.2				
Conference-Only	18			314-797	.394	107-329	.325	253-375	.675	126	444	570	31.7	251-8	207	313	50	98	988-54.9				
Opponents	29			671-1693	.396	183-586	.312	273-411	.664	412	677	1089	37.6	506-9	431	413	125	263	1798-62.0				
Conference-Only	18			399-1047	.381	121-410	.295	164-246	.667	247	427	674	37.4	313-7	257	243	64	144	1083-60.2				

Attendance

	UTM	Opponents
Total	16,056	18,204
Home Games/Avg.	11/1,460	17/1,063
Neutral Sites/Avg.	-	1/139

Scoring by Period

	1st	2nd	Total
UT Martin	672	872	1544
Opponents	918	880	1798

Deadball Rebounds

	Off.	Def.	Total
UT Martin	59	30	89
Opponents	40	40	80

2009-10 RESULTS (11-19, 8-10 OVC – Home: 7-4, Away: 3-14, Neutral: 1-1)

NOVEMBER

18	BELMONT	L, 46-56
22	at Memphis	L, 51-68
24	at Lamar	L, 54-84
25	at Houston Baptist	W, 66-53

DECEMBER

3	MOREHEAD STATE*	L, 42-59
5	EASTERN KENTUCKY*	L, 53-56
9	at Indiana	L, 46-80
20	at Marshall	L, 48-65
22	at Kentucky	L, 47-87
29	at Georgia State ¹	L, 32-61
30	vs. Mississippi Valley State ¹	W, 69-65

JANUARY

4	at Murray State*	L, 45-63
7	at Austin Peay*	L, 38-51
9	at Tennessee State*	L, 38-51
14	TENNESSEE TECH*	W, 56-52
16	JACKSONVILLE STATE*	L, 55-63
21	at Southeast Missouri*	W, 49-46
23	at Eastern Illinois*	L, 47-74
25	at SIU Edwardsville	L, 49-46
30	MURRAY STATE*	W, 77-65

FEBRUARY

4	AUSTIN PEAY*	W, 79-70
6	TENNESSEE STATE*	W, 60-51
11	at Jacksonville State*	L, 51-56
13	at Tennessee Tech*	L, 41-85
18	EASTERN ILLINOIS*	W, 71-54
20	SOUTHEAST MISSOURI*	W, 65-43
25	at Eastern Kentucky*	5:30 p.m.
27	at Morehead State*	5:15 p.m.

MARCH

2	#5 EASTERN KENTUCKY ²	W, 51-47
5	vs. #1 Eastern Illinois ³	L, 51-65

¹ Georgia State Invitational (Atlanta, Ga.)

² OVC Tournament First Round (campus sites)

³ OVC Tournament Semis/Finals (Nashville, Tenn.)



Alecia Weatherly
Senior • Guard

Averaged 12.4 pts. and 5.8 rebs. last season

2009-10 WOMEN'S BASKETBALL ALL-OVC TEAMS

OVC Player of the Year: Chynna Bozeman, Morehead State

OVC Freshmen of the Year: Ta'Kenya Nixon, Eastern Illinois

OVC Defensive Player of the Year: Ta'Kenya Nixon, Eastern Illinois

OVC Coach of the Year: Kevin McMillan, UT Martin

ALL-OVC FIRST TEAM

NAME. SCHOOL	POS.	HT.	YR.	HOMETOWN	KEY STATS
Chynna Bozeman, Morehead State*	G	5'10	Jr.	Reynoldsburg, Ohio	19.6 ppg, 3.7 3-pt FG per game
Ta'Kenya Nixon, Eastern Illinois	G	5'8	Fr.	Michigan City, Ind.	14.0 ppg, 6.9 rpg, 2.1 spg
Ashley Herring, Austin Peay	G/F	5'9	Jr.	Memphis, Tenn.	15.0 ppg, 5.4 rpg, 44.5 FG%
Tacarra Hayes, Tennessee Tech	G	5'7	So.	Lebanon, Ky.	16.9 ppg, 5.8 rpg, 4.5 apg
Oby Okafor, Tennessee State	F	5'9	Sr.	Rolla, Mo.	14.5 ppg, 7.5 rpg, 45.7 FG%

ALL-OVC SECOND TEAM

NAME. SCHOOL	POS.	HT.	YR.	HOMETOWN	KEY STATS
Maggie Kloak, Eastern Illinois	F	6'1	Sr.	Elmwood Park, Ill.	12.3 ppg, 45.0 FG%
Alex Jones, Eastern Kentucky	F/C	6'0	Fr.	Elizabethtown, Ky.	12.0 ppg, 8.7 rpg, 49.8 FG%
Nicole Jamen, Austin Peay	F	5'11	Sr.	Yaounde', Cameroon	10.2 ppg, 8.5 rpg, 41.0 FG%
Dominique Sims, Eastern Illinois	G	5'10	Sr.	Wichita Falls, Texas	10.9 ppg, 5.6 rpg, 39.9 FG%
Kayla Vance, Murray State	G	5'9	Sr.	West Paducah, Ky.	12.9 ppg, 80.2 FT%,

ALL-NEWCOMER TEAM

NAME. SCHOOL	POS.	HT.	YR.	HOMETOWN	KEY STATS
Ta'Kenya Nixon, Eastern Illinois	G	5'7	So.	Michigan City, Ind.	14.0 ppg, 6.9 rpg, 2.1 spg
Alex Jones, Eastern Kentucky	F/C	6'0	Fr.	Elizabethtown, Ky.	12.0 ppg, 8.7 rpg, 49.8 FG%
Kellie Cook, Tennessee Tech	G	5'11	Fr.	Madison, Ala.	12.6 ppg, 4.7 rpg
Alecia Weatherly, UT Martin	F	5'11	Jr.	Lobelville, Tenn.	12.4 ppg, 5.8 rpg, 84.0 FT%
LaBrica Ward, UT Martin	F	5'9	Fr.	Union City, Tenn.	8.9 ppg, 76.9 FT%

* - All-OVC 1st Team in 2008-09



Kevin McMillan
OVC Coach of the Year



Chynna Bozeman
OVC Player of the Year



Ta'Kenya Nixon
OVC Freshman & Defensive Player of the Year

2000-10 SUPERLATIVES

INDIVIDUAL GAME HIGHS

POINTS

41 - Tacarra Hayes, TTU vs. Tennessee State (2/15/10)
39 - Tacarra Hayes, TTU vs. Austin Peay (1/21/10)
39 - Chynna Bozeman, MOR vs. Murray State (3/2/10)

FIELD GOALS MADE

13 - Chynna Hayes, TTU vs. Austin Peay (1/21/10)
13 - Chynna Bozeman, MOR vs. Austin Peay (1/31/10)
13 - Tacarra Hayes, TTU vs. Tennessee State (2/15/10)

FIELD GOAL ATTEMPTS

28 - Chynna Bozeman, MOR vs. Eastern Kentucky (2/20/10)
27 - Chynna Bozeman, MOR vs. Austin Peay (3/5/10)

FIELD GOAL PERCENTAGE

1.000 (8-8) - Obiageli Okafor, TSU vs. Lipscomb (11/28/09)
.889 (8-9) - LaBrica Ward, UTM vs. Murray State (1/30/10)
.889 (8-9) - Nicole Jamen, APSU vs. UT Martin (2/4/10)

3-POINTERS MADE

9 - Chynna Bozeman, MOR vs. Austin Peay (1/31/10)
7 - Chynna Bozeman, MOR vs. Eastern Kentucky (2/20/10)
7 - Kayla Lowe, MUR vs. Morehead State (3/2/10)

3-POINTERS ATTEMPTED

20 - Chynna Bozeman, MOR vs. Eastern Kentucky (2/20/10)
18 - Chynna Bozeman, MOR vs. Austin Peay (3/5/10)

FREE THROWS MADE

17 - Chynna Bozeman, MOR vs. Tennessee State (1/28/10)
15 - Tacarra Hayes, TTU vs. Tennessee State (2/15/10)

FREE THROWS ATTEMPTED

19 - Tacarra Hayes, TTU, vs. Tennessee State (2/15/10)
18 - Obiageli Okafor, TSU vs. Lipscomb (11/28/09)

FREE THROW PERCENTAGE

1.000 (17-17) - Chynna Bozeman, MOR vs. Tennessee St. (1/28/10)
1.000 (12-12) - Ta'Kenya Nixon, EIU vs. Easern Kentucky (2/13/10)

REBOUNDS

22 - Ashar Harris, MOR vs. Lipscomb (11/21/09)
18 - Ashar Harris, MOR vs. Tennessee Tech 92/6/10)
18 - Alex Jones, EKU vs. Morehead State (2/20/10)

ASSISTS

12 - Tacarra Hayes, TTU vs. Morehead State (1/7/10)
11 - Done by three different players

STEALS

7 - Tacarra Hayes, TTU vs. Bluefield (12/30/09)
7 - Lauren Sharpe, SEMO vs. Tennessee Tech (1/2/10)

BLOCKED SHOTS

5 - Done by four different players.

TEAM GAME HIGHS

POINTS

110 - Eastern Illinois vs. Brescia (11/29/09)
97 - MurrayState vs. Mid Continent (11/18/09)

FIELD GOALS MADE

46 - Eastern Illinois vs. Brescia (11/29/09)
35 - Murray State vs. Mid Continent (11/18/09)
35 - Eastern Illinois vs. Jacksonville State (1/2/10)

FIELD GOAL ATTEMPTS

82 - Murray State vs. Mid Continent (11/18/09)
81 - Morehead State vs. Austin Peay (3/5/10)

FIELD GOAL PERCENTAGE

.613 (46-75) - Eastern Illinois vs. Brescia (11/29/09)
.600 (30-50) - Tennessee State vs. Southeast Missouri (2/25/10)

3-POINTERS MADE

17 - Morehead State vs. Jacksonville State (2/4/10)
16 - Morehead State vs. Detroit (12/13/09)

3-POINTERS ATTEMPTED

49 - Morehead State vs. Presbyterian (11/20/09)
46 - Morehead State vs. Southeast Missouri (2/13/10)

FREE THROWS MADE

37 - Murray State vs. Tennessee Tech (1/16/10)
36 - Morehead State at Tennessee State 91/28/10)

FREE THROWS ATTEMPTED

50 - Murray State vs. Tennessee Tech (1/16/10)
47 - Eastern Illinois vs. Western Michigan (12/9/09)

FREE THROW PERCENTAGE

1.000 (14-14) - Austin Peay vs. Jacksonville State (2/18/20)
1.000 (8-8) - Murray State vs. UT Martin (1/30/10)

REBOUNDS

60 - Morehead State vs. Tennessee Tech (2/16/10)
56 - Eastern Illinois vs. Austin Peay (2/25/10)

ASSISTS

31 - Eastern Illinois vs. Brescia (11/29/09)
24 - Morehead State vs. Jacksonville State (2/4/10)

STEALS

26 - Murray State vs. Mid Continent (11/18/09)
23 - Eastern Illinois vs. Brescia (11/29/09)

BLOCKED SHOTS

10 - Eastern Kentucky vs. Jacksonville State (2/6/10)
9 - Eastern Illinois vs. Murray State (2/20/10)

TURNOVERS

32 - Eastern Kentucky vs. Florida Atlantic (11/21/09)
32 - Tennessee Tech vs. Middle Tennessee (11/28/09)

OVC IN NCAA STAT LEADERS

INDIVIDUALS

SCORING (National Leader = 28.5 ppg)

19. Chynna Bozeman, MOR 19.6
71. Tacarra Hayes, TTU 16.9

REBOUNDING (National Leader = 14.2 rpg)

47. Ashar Harris, MOR 9.4
68. Alex Jones, EKU 8.7
79. Nicole Jamen, APSU 8.5
100. Darnisha Lyles, UTM 8.2

ASSISTS (National Leader = 9.4 apg)

18. Mallory Luckett, MOR 5.5
37. LaDona Pierce, TSU 5.0
51. Ta'Kenya Nixon, EIU 4.9
69. Tacarra Hayes, TTU 4.5
78. Courtney Lumpkin, MOR 4.5

BLOCKS (National Leader = 6.4 Bpg)

89. Jessica Holder, MUR 1.5

FG PERCENTAGE (National Leader = 66.4%)

93. Oby Okafor, TSU 45.7%

3-PT FG PERCENTAGE (National Leader = 50.5%)

29. Tiffany Hamilton, MOR 40.9%
87. Chynna Bozeman, MOR 35.2%

3-POINTERS MADE/GAME (National Leader = 3.7)

1. Chynna Bozeman, MOR 3.7
53. Cali Cupples, UTM 2.5
68. Tiffany Hamilton, MOR 2.3

FT PERCENTAGE (National Leader = 93.3 %)

36. Alecia Weatherly, UTM 84.0%

TEAMS

SCORING OFFENSE (National Leader = 85.1)

43. Murray State 70.7
51. Eastern Illinois 69.9
66. Morehead State 68.6

SCORING DEFENSE (National Leader = 46.2%)

78. Eastern Kentucky 59.9%

FG PERCENTAGE (National Leader = 51.1%)

73. Eastern Illinois 41.8%

FG % DEFENSE (National Leader = 30.0%)

34. Eastern Kentucky 36.4%
49. Eastern Illinois 36.9%
88. Morehead State 38.0%

3-PT FG'S PER GAME (National Leader = 10.3)

1. Morehead State 10.3
16. Murray State 7.7
71. Tennessee Tech 6.2
99. UT Martin 5.8

FT PERCENTAGE (National Leader = 80.8%)

79. Murray State 71.8%
84. Eastern Illinois 71.5%

REBOUNDING MARGIN (National Leader = +13.9)

47. Eastern Illinois +4.5
69. Eastern Kentucky +3.1

ASSISTS (National Leader = 19.8)

43. Eastern Illinois 14.9
98. Morehead State 13.7

TURNOVERS PER GAME (National Leader = 12.5)

28. Morehead State 14.9
50. Murray State 15.7
79. Jacksonville State 16.3

FOULS/GAME (National Leader = 12.2)

18. UT Martin 14.3
30. Jacksonville State 14.7
73. Morehead State 15.8

2009-10 PLAYERS OF THE WEEK

PLAYER

Nov. 16 - Tacarra Hayes, Tennessee Tech
Nov. 23 - Ta'Kenya Nixon, Eastern Illinois
Nov. 30 - Oby Okafor, Tennessee State
Dec. 7 - Chynna Bozeman, Morehead State
Dec. 14 - Ta'Kenya Nixon, Eastern Illinois
Dec. 21 - Jasmine Rayner, Austin Peay
- Chynna Bozeman, Morehead State
Dec. 28 - Mallory Schwab, Murray State

NEWCOMER

Nov. 16 - No Selection
Nov. 23 - Alecia Weatherly, UT Martin
Nov. 30 - Talisha Davis, Eastern Kentucky
Dec. 7 - Alecia Weatherly, UT Martin
Dec. 14 - Alecia Weatherly, UT Martin
Dec. 21 - Talisha Davis, Eastern Kentucky
Dec. 28 - Alecia Weatherly, UT Martin
Jan. 4 - Talisha Davis, Eastern Kentucky

FRESHMAN

Nov. 16 - Mariah Robinson, Murray State
Nov. 23 - Ta'Kenya Nixon, Eastern Illinois
Nov. 30 - Alex Jones, Eastern Kentucky
Dec. 7 - Alex Jones, Eastern Kentucky
Dec. 14 - Ta'Kenya Nixon, Eastern Illinois
Dec. 21 - Tiara Hopper, Tennessee Tech
Dec. 28 - Alex Jones, Eastern Kentucky
Jan. 4 - Ta'Kenya Nixon, Eastern Illinois

Jan. 4 - Chynna Bozeman, Morehead State
Jan. 11 - Talisha Davis, Eastern Kentucky
Jan. 18 - Mallory Luckett, Murray State
Jan. 25 - Tacarra Hayes, Tennessee Tech
Feb. 1 - Chynna Bozeman, Morehead St.
Feb. 8 - LaBrica Ward, UT Martin
Feb. 15 - Ta'Kenya Nixon, Eastern Illinois
Feb. 22 - Alex Jones, Eastern Kentucky
Mar. 1 - Dominique Sims, Eastern Illinois

Jan. 11 - Talisha Davis, Eastern Kentucky
Jan. 18 - Alecia Weatherly, UT Martin
Jan. 25 - Alecia Weatherly, UT Martin
Feb. 1 - Darnisha Lyles, UT Martin
Feb. 8 - Alecia Weatherly, UT Martin
Feb. 15 - Alecia Weatherly, UT Martin
Feb. 22 - Alecia Weatherly, UT Martin
Mar. 1 - Darnisha Lyles, UT Martin

Jan. 11 - Kellie Cook, Tennessee Tech
Jan. 18 - Ta'Kenya Nixon, Eastern Illinois
- Mariah Robinson, Murray State
Jan. 25 - Danielle Vaughn, Jacksonville St.
Feb. 1 - LaBrica Ward, UT Martin
Feb. 8 - LaBrica Ward, UT Martin
Feb. 15 - Ta'Kenya Nixon, UT Martin
Feb. 22 - Alex Jones, Eastern Kentucky
Mar. 1 - Alex Jones, Eastern Kentucky

2009-10 WOMEN'S BASKETBALL OVERALL TEAM STATISTICS

	Conference Games						All Games						
	<u>W</u>	<u>L</u>	<u>Pct.</u>	<u>Home</u>	<u>Away</u>	<u>Streak</u>	<u>W</u>	<u>L</u>	<u>Pct.</u>	<u>Home</u>	<u>Away</u>	<u>Neutral</u>	<u>Streak</u>
y - Eastern Illinois	16	2	.889	9-0	7-2	W3	23	11	.676	12-1	9-8	2-2	L2
x - Morehead State	14	4	.778	7-2	7-2	W2	22	11	.667	13-5	9-3	1-1	L2
z - Austin Peay	11	7	.611	8-1	3-6	W1	15	18	.455	9-7	4-10	2-1	L1
x - UT Martin	8	10	.444	6-3	2-6	L1	11	19	.367	7-4	3-14	1-0	L1
x - Eastern Kentucky	8	10	.444	3-6	5-4	L2	12	17	.414	5-8	5-9	2-0	L3
x - Tennessee Tech	8	10	.444	6-3	2-7	W1	14	16	.467	11-3	2-12	1-1	L1
x - Murray State	8	10	.444	5-4	3-6	W1	13	17	.433	7-4	6-12	0-1	L1
x - Tennessee State	7	11	.389	5-4	2-7	L1	10	18	.357	7-5	2-11	0-2	L2
Jacksonville State	6	12	.333	3-6	3-7	L1	9	20	.319	5-7	3-11	1-2	L2
Southeast Missouri	4	14	.222	2-7	2-7	L8	7	21	.250	5-10	2-11	0-0	L9
*SIU Edwardsville	--	--	---	--	--	--	8	21	.276	6-7	2-14	0-1	W1

y - 2010 Ohio Valley Conference Regular Season Champion

x - 2010 OVC Tournament Participant

z - 2010 Ohio Valley Conference Tournament Champion

* - Reclassifying to Division I not yet eligible for OVC play

	Scoring Offense			
	<u>G</u>	<u>W-L</u>	<u>PTS.</u>	<u>AVG.</u>
1.1. Murray State	30	13-17	2122	70.7
2. Eastern Illinois	34	23-11	2376	69.9
3. Morehead State	33	22-11	2264	68.6
4. Tennessee Tech	30	14-16	1986	66.2
5. Austin Peay	33	15-18	2160	65.5
6. Tennessee State	28	10-18	1755	62.7
7. Jacksonville State	29	9-20	1661	57.3
8. Eastern Kentucky	29	12-17	1606	55.4
9. Southeast Missouri	28	7-21	1495	53.4
10. UT Martin	30	11-19	1595	53.2

	Scoring Margin			
	<u>G</u>	<u>OFF</u>	<u>DEF</u>	<u>MARGIN</u>
1. Eastern Illinois	34	69.9	61.4	+8.5
2. Morehead State	33	68.6	61.1	+7.5
3. Murray State	30	70.7	69.3	+1.4
4. Tennessee Tech	30	66.2	67.5	-1.3
5. Eastern Kentucky	29	55.4	59.9	-4.6
6. Tennessee State	28	62.7	68.2	-5.6
7. Austin Peay	33	65.5	71.9	-6.4
8. UT Martin	30	53.2	62.1	-8.9
9. Jacksonville State	29	57.3	67.0	-9.8
10. Southeast Missouri	28	53.4	65.1	-11.8

	Field Goal Percentage Offense			
	<u>G</u>	<u>FG</u>	<u>FGA</u>	<u>PCT.</u>
1. Eastern Illinois	34	818	1958	.418
2. Murray State	30	739	1879	.393
3. Tennessee Tech	30	697	1787	.390
4. Eastern Kentucky	29	587	1509	.389
5. Austin Peay	33	749	1946	.385
6. UT Martin	30	513	1364	.376
7. Morehead State	33	771	2099	.367
8. Tennessee State	28	631	1726	.366
9. Jacksonville State	29	618	1702	.363
10. Southeast Missouri	28	518	1539	.337

	3-Point Field Goal Percentage Offense			
	<u>G</u>	<u>FG</u>	<u>FGA</u>	<u>PCT.</u>
1. Murray State	30	230	652	.353
2. Morehead State	33	340	981	.347
3. UT Martin	30	174	540	.322
4. Tennessee Tech	30	186	587	.317
5. Tennessee State	28	122	405	.301
6. Eastern Illinois	34	145	486	.298
7. Jacksonville State	29	132	460	.287
8. Eastern Kentucky	29	118	420	.281
9. Southeast Missouri	28	139	514	.270
10. Austin Peay	33	136	507	.268

	Scoring Defense		
	<u>G</u>	<u>PTS.</u>	<u>AVG.</u>
1. Eastern Kentucky	29	1738	59.9
2. Morehead State	33	2015	61.1
3. Eastern Illinois	34	2086	61.4
4. UT Martin	30	1863	62.1
5. Southeast Missouri	28	1824	65.1
6. Jacksonville State	29	1944	67.0
7. Tennessee Tech	30	2024	67.5
8. Tennessee State	28	1911	68.2
9. Murray State	30	2080	69.3
10. Austin Peay	33	2372	71.9

	Free Throw Percentage			
	<u>G</u>	<u>FTM</u>	<u>FTA</u>	<u>PCT.</u>
1. Murray State	30	414	577	.718
2. Eastern Illinois	34	595	832	.715
3. Morehead State	33	382	549	.696
4. Southeast Missouri	28	320	464	.690
5. Austin Peay	33	526	765	.688
6. UT Martin	30	395	600	.658
7. Eastern Kentucky	29	314	477	.658
8. Tennessee Tech	30	406	637	.637
9. Jacksonville State	29	293	472	.621
10. Tennessee State	28	371	617	.601

	Field Goal Percentage Defense			
	<u>G</u>	<u>FG</u>	<u>FGA</u>	<u>PCT.</u>
1. Eastern Kentucky	29	579	1592	.364
2. Eastern Illinois	34	731	1982	.369
3. Morehead State	33	731	1925	.380
4. Murray State	30	728	1842	.395
5. Tennessee State	28	633	1592	.398
6. UT Martin	30	693	1740	.398
7. Southeast Missouri	28	615	1520	.405
8. Tennessee Tech	30	689	1693	.407
9. Jacksonville State	29	725	1767	.410
10. Austin Peay	33	872	2046	.426

	3-Point Field Goal Percentage Defense			
	<u>G</u>	<u>FG</u>	<u>FGA</u>	<u>PCT.</u>
1. Murray State	30	141	489	.288
Eastern Kentucky	29	141	489	.288
3. Morehead State	33	193	633	.305
4. UT Martin	30	188	600	.313
5. Eastern Illinois	34	218	680	.321
6. Tennessee State	28	143	445	.321
7. Southeast Missouri	28	184	571	.322
8. Tennessee Tech	30	136	411	.331
9. Austin Peay	33	204	588	.347
10. Jacksonville State	29	182	516	.353

3-Point Field Goals Made

	G	3FG	AVG.
1. Morehead State	33	340	10.30
2. Murray State	30	230	7.67
3. Tennessee Tech	30	186	6.20
4. UT Martin	30	174	5.80
5. Southeast Missouri	28	139	4.96
6. Jacksonville State	29	132	4.55
7. Tennessee State	28	122	4.36
8. Eastern Illinois	34	145	4.26
9. Austin Peay	33	136	4.12
10. Eastern Kentucky	29	118	4.07

Assists

	G	ASSISTS	AVG.
1. Eastern Illinois	34	506	14.88
2. Morehead State	33	453	13.73
3. Murray State	30	406	13.53
4. Tennessee State	28	339	12.11
5. Tennessee Tech	30	360	12.00
6. Jacksonville State	29	344	11.86
7. Eastern Kentucky	29	336	11.59
8. UT Martin	30	333	11.10
9. Southeast Missouri	28	293	10.46
10. Austin Peay	33	329	9.97

Steals

	G	STEALS	AVG.
1. Tennessee State	28	240	8.57
2. Morehead State	33	275	8.33
3. Eastern Illinois	34	271	7.97
4. Eastern Kentucky	29	217	7.48
5. Murray State	30	224	7.47
6. Austin Peay	33	236	7.15
7. Southeast Missouri	28	195	6.96
8. Jacksonville State	29	201	6.93
9. Tennessee Tech	30	201	6.70
10. UT Martin	30	193	6.43

Blocked Shots

	G	BLOCKS	AVG.
1. Murray State	30	109	3.63
2. Eastern Kentucky	29	99	3.41
3. Jacksonville State	29	88	3.03
4. Austin Peay	33	96	2.91
5. Eastern Illinois	34	93	2.74
6. Tennessee Tech	30	73	2.43
7. UT Martin	30	69	2.30
8. Southeast Missouri	28	64	2.29
9. Tennessee State	28	55	1.96
10. Morehead State	33	63	1.91



Murray State's Amber Guffey was selected to the ESPN The Magazine Academic All-America First Team and earned the CoSIDA Academic All-America of the Year award in 2008-09. Guffey is now a graduate assistant coach for the Racers.

Rebounding Margin

	G	TEAM	AVG	OPP	AVG	MARGIN
1. Eastern Illinois	34	1389	40.9	1235	36.3	+4.5
2. Eastern Kentucky	29	1116	38.5	1025	35.3	+3.1
3. Morehead State	33	1394	42.2	1329	40.3	+2.0
4. Austin Peay	33	1334	40.4	1275	38.6	+1.8
5. Tennessee Tech	30	1206	40.2	1167	38.9	+1.3
6. Tennessee State	28	1129	40.3	1170	41.8	-1.5
7. Southeast Missouri	28	1001	35.8	1120	40.0	-4.2
8. Murray State	30	1152	38.4	1285	42.8	-4.4
9. UT Martin	30	949	31.6	1123	37.4	-5.8
10. Jacksonville State	29	1067	36.8	1236	42.6	-5.8

Assist/Turnover Ratio

	G	ASST.	AVG.	TURN.	AVG.	RATIO
1. Morehead State	33	453	13.7	492	14.9	0.92
2. Eastern Illinois	34	506	14.9	573	16.9	0.88
3. Murray State	30	406	13.5	471	15.7	0.86
4. Jacksonville State	29	344	11.9	473	16.3	0.73
5. Tennessee Tech	30	360	12.0	505	16.8	0.71
6. Tennessee State	28	339	12.1	507	18.1	0.67
7. UT Martin	30	333	11.1	562	18.7	0.59
8. Southeast Missouri	28	293	10.5	528	18.9	0.55
9. Austin Peay	33	329	10.0	605	18.3	0.54
10. Eastern Kentucky	29	336	11.6	631	21.8	0.53

Turnover Margin

	G	TEAM	AVG	OPP	AVG	MARGIN
1. Morehead State	33	492	14.9	589	17.8	+2.94
2. Murray State	30	471	15.7	546	18.2	+2.50
3. Eastern Illinois	34	573	16.9	612	18.0	+1.15
4. Tennessee State	28	507	18.1	537	19.2	+1.07
5. Jacksonville State	29	473	16.3	467	16.1	-0.21
6. Tennessee Tech	30	505	16.8	482	16.1	-0.77
7. Southeast Missouri	28	528	18.9	500	17.9	-1.00
8. Austin Peay	33	605	18.3	511	15.5	-2.85
9. UT Martin	30	562	18.7	431	14.4	-4.37
10. Eastern Kentucky	29	631	21.8	477	16.4	-5.31



Eastern Illinois' Ta'Kenya Nixon was the first player in league history to be named the OVC Freshman and Defensive Player of the Year in the same season.

2009-10 WOMEN'S BASKETBALL CONFERENCE-ONLY TEAM STATISTICS

Scoring Offense

	<u>G</u>	<u>W-L</u>	<u>PTS.</u>	<u>AVG.</u>
1. Eastern Illinois	18	16-2	1267	70.4
2. Murray State	18	8-10	1244	69.1
3. Morehead State	18	14-4	1243	69.1
4. Austin Peay	18	11-7	1224	68.0
5. Tennessee Tech	18	8-10	1204	66.9
6. Tennessee State	18	7-11	1148	63.8
7. Jacksonville State	18	6-12	1068	59.3
8. Eastern Kentucky	18	8-10	1020	56.7
9. UT Martin	18	8-10	988	54.9
10. Southeast Missouri	18	4-14	929	51.6

Field Goal Percentage Offense

	<u>G</u>	<u>FG</u>	<u>FGA</u>	<u>PCT.</u>
1. Eastern Illinois	18	446	1057	.422
2. Tennessee Tech	18	428	1064	.402
3. Austin Peay	18	428	1066	.402
4. UT Martin	18	314	797	.394
5. Eastern Kentucky	18	380	973	.391
6. Murray State	18	426	1117	.381
7. Morehead State	18	419	1131	.370
8. Jacksonville State	18	394	1074	.367
9. Tennessee State	18	413	1128	.366
10. Southeast Missouri	18	332	1020	.325

3-Point Field Goal Percentage Offense

	<u>G</u>	<u>FG</u>	<u>FGA</u>	<u>PCT.</u>
1. Morehead State	18	94	337	.279
2. Eastern Kentucky	18	86	299	.288
3. UT Martin	18	121	410	.295
4. Tennessee State	18	85	286	.297
5. Murray State	18	90	290	.310
6. Eastern Illinois	18	116	364	.319
7. Southeast Missouri	18	123	382	.322
8. Tennessee Tech	18	85	253	.336
9. Jacksonville State	18	115	330	.348
10. Austin Peay	18	110	315	.349

Free Throw Percentage

	<u>G</u>	<u>FTM</u>	<u>FTA</u>	<u>PCT.</u>
1. Murray State	18	259	345	.751
2. Eastern Illinois	18	307	427	.719
3. Austin Peay	18	291	412	.706
4. Morehead State	18	215	307	.700
5. UT Martin	18	253	375	.675
6. Southeast Missouri	18	172	263	.654
7. Tennessee Tech	18	229	355	.645
8. Eastern Kentucky	18	189	298	.634
9. Jacksonville State	18	199	318	.626
10. Tennessee State	18	236	378	.624

Scoring Margin

	<u>G</u>	<u>OFF</u>	<u>DEF</u>	<u>MARGIN</u>
1. Eastern Illinois	18	70.4	55.2	+15.2
2. Morehead State	18	69.1	57.4	+11.7
3. Murray State	18	69.1	66.9	+2.2
4. Tennessee Tech	18	66.9	65.2	+1.7
5. Austin Peay	18	68.0	68.8	-0.8
6. Tennessee State	18	63.8	65.8	-2.1
7. Eastern Kentucky	18	56.7	60.1	-3.4
8. UT Martin	18	54.9	60.2	-5.3
9. Jacksonville State	18	59.3	67.3	-7.9
10. Southeast Missouri	18	51.6	62.9	-11.3

Scoring Defense

	<u>G</u>	<u>PTS.</u>	<u>AVG.</u>
1. Eastern Illinois	18	994	55.2
2. Morehead State	18	1033	57.4
3. Eastern Kentucky	18	1081	60.1
4. UT Martin	18	1083	60.2
5. Southeast Missouri	18	1132	62.9
6. Tennessee Tech	18	1173	65.2
7. Tennessee State	18	1185	65.8
8. Murray State	18	1205	66.9
9. Jacksonville State	18	1211	67.3
10. Austin Peay	18	1238	68.8

Field Goal Percentage Defense

	<u>G</u>	<u>FG</u>	<u>FGA</u>	<u>PCT.</u>
1. Eastern Illinois	18	355	1043	.340
2. Morehead State	18	375	1051	.357
3. Eastern Kentucky	18	360	987	.365
4. Tennessee State	18	393	1039	.378
5. UT Martin	18	399	1047	.381
6. Murray State	18	420	1081	.389
7. Tennessee Tech	18	388	995	.390
8. Southeast Missouri	18	386	981	.393
9. Austin Peay	18	446	1092	.408
10. Jacksonville State	18	458	1111	.412

3-Point Field Goal Percentage Defense

	<u>G</u>	<u>FG</u>	<u>FGA</u>	<u>PCT.</u>
1. Morehead State	18	94	337	.279
2. Eastern Kentucky	18	86	299	.288
3. UT Martin	18	121	410	.295
4. Tennessee State	18	85	286	.297
5. Murray State	18	90	290	.310
6. Eastern Illinois	18	116	364	.319
7. Southeast Missouri	18	123	382	.322
8. Tennessee Tech	18	85	253	.336
9. Jacksonville State	18	115	330	.348
10. Austin Peay	18	110	315	.349



Eastern Illinois went 23-11 overall and 16-2 in league play to win its first OVC regular-season title.

3-Point Field Goals Made

	G	3FG	AVG.
1. Morehead State	18	190	10.56
2. Murray State	18	133	7.39
3. Tennessee Tech	18	119	6.61
4. UT Martin	18	107	5.94
5. Southeast Missouri	18	93	5.17
6. Tennessee State	18	86	4.78
7. Jacksonville State	18	81	4.50
8. Austin Peay	18	77	4.28
9. Eastern Kentucky	18	71	3.94
10. Eastern Illinois	18	68	3.78

Assists

	G	ASSISTS	AVG.
1. Eastern Illinois	18	301	16.72
2. Morehead State	18	242	13.44
3. Murray State	18	234	13.00
4. Tennessee Tech	18	232	12.89
5. Tennessee State	18	227	12.61
6. Eastern Kentucky	18	215	11.94
7. Jacksonville State	18	212	11.78
8. UT Martin	18	207	11.50
9. Austin Peay	18	204	11.33
10. Southeast Missouri	18	186	10.33

Steals

	G	STEALS	AVG.
1. Tennessee State	18	168	9.33
2. Morehead State	18	156	8.67
3. Austin Peay	18	143	7.94
4. Eastern Illinois	18	139	7.72
5. Eastern Kentucky	18	134	7.44
6. Tennessee Tech	18	123	6.83
7. Murray State	18	121	6.72
8. Southeast Missouri	18	121	6.72
9. Jacksonville State	18	118	6.56
10. UT Martin	18	98	5.44

Blocked Shots

	G	BLOCKS	AVG.
1. Eastern Kentucky	18	73	4.06
2. Murray State	18	72	4.00
3. Jacksonville State	18	65	3.61
4. Austin Peay	18	61	3.39
5. Eastern Illinois	18	56	3.11
6. UT Martin	18	50	2.78
7. Tennessee Tech	18	45	2.50
8. Southeast Missouri	18	40	2.22
9. Tennessee State	18	35	1.94
10. Morehead State	18	32	1.78

Rebounding Margin

	G	TEAM	AVG	OPP	AVG	MARGIN
1. Eastern Illinois	18	802	44.6	621	34.5	+10.1
2. Austin Peay	18	742	41.2	665	36.9	+4.3
3. Tennessee Tech	18	732	40.7	671	37.3	+3.4
4. Morehead State	18	779	43.3	718	39.9	+3.4
5. Eastern Kentucky	18	696	38.7	659	36.6	+2.1
6. Tennessee State	18	736	40.9	770	42.8	-1.9
7. Southeast Missouri	18	654	36.3	740	41.1	-4.8
8. Jacksonville State	18	676	37.6	772	42.9	-5.3
9. Murray State	18	687	38.2	784	43.6	-5.4
10. UT Martin	18	570	31.7	674	37.4	-5.8



UT Martin's Alecia Weatherly led the league making 84.0 percent of her free throw attempts while finishing third with a 37.7 three-point field goal percentage last year.

Assist/Turnover Ratio

	G	ASST.	AVG.	TURN.	AVG.	RATIO
1. Eastern Illinois	18	301	16.7	304	16.9	0.99
2. Murray State	18	234	13.0	261	14.5	0.90
3. Morehead State	18	242	13.4	274	15.2	0.88
4. Jacksonville State	18	212	11.8	261	14.5	0.81
5. Tennessee Tech	18	232	12.9	292	16.2	0.79
6. Tennessee State	18	227	12.6	310	17.2	0.73
7. UT Martin	18	207	11.5	313	17.4	0.66
8. Austin Peay	18	204	11.3	317	17.6	0.64
9. Southeast Missouri	18	186	10.3	311	17.3	0.60
10. Eastern Kentucky	18	215	11.9	365	20.3	0.59

Turnover Margin

	G	TEAM	AVG	OPP	AVG	MARGIN
1. Morehead State	18	274	15.2	332	18.4	+3.22
2. Murray State	18	261	14.5	318	17.7	+3.17
3. Tennessee State	18	310	17.2	345	19.2	+1.94
4. Jacksonville State	18	261	14.5	276	15.3	+0.83
5. Eastern Illinois	18	304	16.9	318	17.7	+0.78
6. Southeast Missouri	18	311	17.3	316	17.6	+0.28
7. Tennessee Tech	18	292	16.2	279	15.5	-0.72
8. Austin Peay	18	317	17.6	281	15.6	-2.00
9. Eastern Kentucky	18	365	20.3	300	16.7	-3.61
10. UT Martin	18	313	17.4	243	13.5	-3.89

2009-10 WOMEN'S BASKETBALL OVERALL INDIVIDUAL STATISTICS

Scoring							
	CL	G	FG	3FG	FT	PTS	AVG
1. Chynna Bozeman, MOR	JR	33	203	121	121	648	19.6
2. Tarcarra Hayes, TTU	SO	30	170	4	162	506	16.9
3. Ashley Herring, APSU	JR	33	146	38	164	494	15.0
4. Obiageli Okafor, TSU	SR	28	144	0	117	405	14.5
5. Ta'Kenya Nixon, EIU	FR	34	156	13	150	475	14.0
6. Kayla Vance, MUR	SR	29	125	52	73	375	12.9
7. Kellie Cook, TTU	FR	30	141	47	48	377	12.6
8. Alecia Weatherly, UTM	JR	29	107	40	105	359	12.4
9. Maggie Kloak, EIU	SR	34	130	0	158	418	12.3
10. Alex Jones, EKU	FR	29	128	0	91	347	12.0
11. Rachael Isom, MUR	SO	30	121	36	79	357	11.9
12. Tiffany Hamilton, MOR	SR	33	130	76	31	367	11.1
13. Dominique Sims, EIU	SR	34	134	31	70	369	10.9
14. Courtney Lumpkin, MOR	SO	33	106	40	98	350	10.6
15. Jasmine Rayner, APSU	SO	33	117	0	111	345	10.5

Field Goal Percentage (Min. 3.0 made per game)					
	CL	G	FG	FGA	PCT.
1. Danielle Vaughn, JSU	FR	26	81	152	.533
2. Darnisha Lyles, UTM	JR	29	106	201	.527
3. Alex Jones, EKU	FR	29	128	257	.498
4. Jasmine Rayner, APSU	SO	33	117	243	.481
5. Ta'Kenya Nixon, EIU	FR	34	156	331	.471
6. Obiageli Okafor, TSU	SR	28	144	315	.457
7. Maggie Kloak, EIU	SR	34	130	289	.450
8. Ashley Herring, APSU	JR	33	146	328	.445
9. Tacarra Hayes, TTU	SO	30	170	401	.424
10. Nicole Jamen, APSU	SR	33	128	312	.410

Assists				
	CL	G	ASSISTS	AVG.
1. Mallory Luckett, MUR	SR	30	165	5.50
2. LaDona Pierce, TSU	SR	28	142	5.07
3. Ta'Kenya Nixon, EIU	FR	34	166	4.88
4. Tacarra Hayes, TTU	SO	30	136	4.53
5. Courtney Lumpkin, MOR	SO	33	147	4.45
6. Chynna Bozeman, MOR	JR	33	104	3.15
7. Erica Glisson, UTM	FR	26	76	2.92
8. Karisma Boykin, JSU	FR	29	83	2.86
9. Bianca Beck, SEMO	SO	28	77	2.75
10. Ashely Herring, APSU	JR	33	79	2.39

Free Throw Percentage (Min. 2.0 made per game)					
	CL	G	FTM	FGA	PCT.
1. Alecia Weatherly, UTM	JR	29	105	125	.840
2. Chynna Bozeman, MOR	JR	33	121	146	.829
3. Kayla Vance, MUR	SR	29	73	91	.802
4. Rachael Isom, MUR	SO	30	79	100	.790
5. Mallory Luckett, MUR	SR	30	79	100	.790
6. Ta'Kenya Nixon, EIU	FR	34	150	193	.777
7. LaBrica Ward, UTM	FR	29	83	108	.769
8. Courtney Lumpkin, MOR	SO	33	98	130	.754
9. Ashley Herring, APSU	JR	33	164	219	.749
10. Maggie Kloak, EIU	SR	34	158	214	.738

Steals				
	CL	G	STEALS	AVG.
1. Ta'Kenya Nixon, EIU	FR	34	71	2.09
2. Chynna Bozeman, MOR	SO	33	60	1.82
3. Tacarra Hayes, TTU	SO	30	53	1.77
4. LaDona Pierce, TSU	SR	28	48	1.71
5. Mallory Luckett, MUR	SR	30	50	1.67
6. Darnisha Lyles, UTM	JR	29	45	1.55
7. Alex Jones, EKU	FR	29	45	1.55
8. Karisma Boykin, JSU	FR	29	44	1.52
9. Tiffany Hamilton, MOR	SR	33	45	1.36
10. Nikki Rumph, TSU	SR	28	37	1.32

Rebounding						
	CL	G	OFF	DEF	TOT	AVG
1. Ashar Harris, MOR	FR	32	126	174	300	9.4
2. Alex Jones, EKU	FR	29	73	178	251	8.7
3. Nicole Jamen, APSU	SR	33	109	171	280	8.5
4. Darnisha Lyles, UTM	JR	29	76	158	234	8.1
5. Obiageli Okafor, TSU	SR	28	115	95	210	7.5
6. Jasmine Rayner, APSU	SO	33	116	125	241	7.3
7. Ta'Kenya Nixon, EIU	FR	34	60	170	230	6.8
8. Mallory Luckett, MUR	SR	30	47	153	200	6.7
9. Maggie Kloak, EIU	SR	34	82	137	219	6.4
10. Deja Watson, MOR	SR	31	74	116	190	6.1
11. Tacarra Hayes, TTU	SO	30	39	136	175	5.8
12. Alecia Weatherly, UTM	JR	29	46	122	168	5.8
13. Brittany Wiley, JSU	SO	28	36	121	157	5.6
14. Dominique Sims, EIU	SR	34	79	111	190	5.6
15. Patricia Mack, SEMO	FR	27	41	104	145	5.4

3-Point Field Goal Percentage (Min. 1.0 made per game)					
	CL	G	3FG	FGA	PCT.
1. Mallory Luckett, MUR	SR	30	45	103	.437
2. Tiffany Hamilton, MOR	SR	33	76	186	.409
3. Alecia Weatherly, UTM	JR	29	40	106	.377
4. Tiffany Stephens, MOR	SR	33	49	134	.366
5. Kylie Cook, TTU	FR	30	55	153	.359
6. Chynna Bozeman, MOR	JR	33	121	344	.352
7. Kayla Vance, MUR	SR	29	52	148	.351
8. Mariah Robinson, MUR	FR	27	27	78	.346
9. Meredith Stafford, TSU	JR	28	28	81	.346
10. Ashley Herring, APSU	JR	33	38	113	.336

3-Point Field Goals Made				
	CL	G	3FG	AVG.
1. Chynna Bozeman, MOR	JR	33	121	3.67
2. Cali Cupples, UTM	SO	29	72	2.48
3. Tiffany Hamilton, MOR	SR	33	76	2.30
4. Kylie Cook, TTU	FR	30	55	1.83
5. Kayla Vance, MUR	SR	29	52	1.79
6. Rachel Glidden, TTU	SO	30	48	1.60
7. Kellie Cook, TTU	FR	30	47	1.57
8. Mallory Luckett, MUR	SR	30	45	1.50
9. Tiffany Stephens, MOR	SR	33	49	1.48
10. Alecia Weatherly, UTM	JR	29	40	1.38

Blocked Shots				
	CL	G	BLOCKS	AVG.
1. Jessica Holder, MUR	FR	30	45	1.50
2. Maggie Kloak, EIU	SR	34	34	1.00
3. Alex Jones, EKU	FR	29	25	0.86
4. Paris Hollingsworth, JSU	JR	25	21	0.84
5. Darnisha Lyles, UTM	JR	29	24	0.83
6. Ashley Herring, APSU	JR	33	27	0.82
7. Brittany Coles, EKU	FR	28	20	0.71
8. Kristen Kluempers, MUR	SO	30	21	0.70
9. Danielle Vaughn, JSU	FR	26	18	0.69
10. Danielle Beneby, JSU	JR	27	18	0.67

Assist/Turnover Ratio (Min. 3.0 assists/game)						
	CL	G	AST	AVG	TO	AVG RATIO
1. Mallory Luckett, MUR	SR	30	165	5.5	83	2.8 1.99
2. Courtney Lumpkin, MOR	SO	33	147	4.5	89	2.7 1.65
3. Ta'Kenya Nixon, EIU	FR	34	166	4.9	103	3.0 1.61
4. LaDona Pierce, TSU	SR	28	142	5.1	97	3.5 1.46
5. Chynna Bozeman, MOR	JR	33	104	3.2	95	2.9 1.09
6. Tacarra Hayes, TTU	SO	30	136	4.5	125	4.2 1.09

2009-10 WOMEN'S BASKETBALL CONFERENCE-ONLY INDIVIDUAL STATISTICS

Scoring							
	CL	G	FG	3FG	FT	PTS	AVG
1. Chynna Bozeman, MOR	JR	18	105	68	56	334	18.6
2. Tacarra Hayes, TTU	SO	18	116	1	94	327	18.2
3. Ashley Herring, APSU	JR	18	80	16	106	282	15.7
4. Kayla Vance, MUR	SR	18	88	37	56	269	14.9
5. Obiageli Okafor, TSU	SR	18	89	0	79	257	14.3
6. Alecia Weatherly, UTM	JR	17	69	22	72	232	13.6
7. Ta'Kenya Nixon, EIU	FR	18	82	5	75	244	13.6
8. Alex Jones, ECU	FR	18	85	0	68	238	13.2
9. Courtney Lumpkin, MOR	SO	18	71	27	59	228	12.7
10. Kellie Cook, TTU	FR	18	82	32	27	223	12.4
11. Meredith Stafford, TSU	JR	18	76	24	44	220	12.2
12. Rachel Isom, MUR	SO	18	75	15	49	214	11.9
13. LaBrica Ward, UTM	FR	17	58	20	64	200	11.8
14. Maggie Kloak, EIU	SR	18	68	0	73	209	11.6
15. Brittany Wiley, JSU	SO	17	79	9	28	195	11.5

Field Goal Percentage (Min. 3.0 made per game)					
	CL	G	FG	FGA	PCT.
1. Darnisha Lyles, UTM	JR	17	68	111	.613
2. Danielle Vaughn, JSU	FR	18	57	101	.564
3. Alex Jones, ECU	FR	18	85	162	.525
4. Jasmine Rayner, APSU	SO	18	66	141	.468
5. Nicole Jamen, APSU	SR	18	79	171	.462
6. Maggie Kloak, EIU	SR	18	68	148	.459
7. Ashley Herring, APSU	JR	18	80	178	.449
8. Obiageli Okafor, TSU	SR	18	89	204	.436
9. Tacarra Hayes, TTU	SO	18	116	266	.436
10. Dominique Sims, EIU	SR	18	72	168	.429

Assists				
	CL	G	ASSISTS	AVG.
1. Ta'Kenya Nixon, EIU	FR	18	108	6.00
2. Mallory Luckett, MUR	SR	18	102	5.67
3. LaDona Pierce, TSU	SR	18	101	5.61
4. Tacarra Hayes, TTU	SO	18	88	4.89
5. Courtney Lumpkin, MOR	SO	18	81	4.50
6. Karisma Boykin, JSU	FR	18	59	3.28
7. Erica Glisson, UTM	FR	17	55	3.24
8. Ashley Herring, APSU	JR	18	52	2.89
9. Bianca Beck, SEMO	SO	18	49	2.72
10. Chynna Bozeman, MOR	JR	18	45	2.50
Sarah Fraser-Jones, ECU	SR	18	45	2.50

Free Throw Percentage (Min. 2.0 made per game)					
	CL	G	FTM	FGA	PCT.
1. Alecia Weatherly, UTM	JR	17	72	81	.889
2. Kayla Vance, MUR	SR	18	56	65	.862
3. Mallory Luckett, MUR	SR	18	53	64	.828
4. Courtney Lumpkin, MOR	SO	18	59	72	.819
5. Chynna Bozeman, MOR	JR	18	56	69	.812
6. Ashley Herring, APSU	JR	18	106	132	.803
7. Rachael Isom, MUR	SO	18	49	62	.790
8. LaBrica Ward, UTM	FR	17	64	82	.780
9. Sydney Mitchell, EIU	FR	18	39	50	.780
10. Ta'Kenya Nixon, EIU	FR	18	75	97	.773

Steals				
	CL	G	STEALS	AVG.
1. Ta'Kenya Nixon, EIU	FR	18	42	2.33
2. Nikki Rumph, TSU	SR	18	34	1.89
LaDona Pierce, TSU	SR	18	34	1.89
4. Tacarra Hayes, TTU	SO	18	33	1.83
5. Mallory Luckett, MUR	SR	18	32	1.78
6. Chynna Bozeman, MOR	JR	18	31	1.72
7. Alex Jones, ECU	FR	18	28	1.56
8. Karisma Boykin, JSU	FR	18	26	1.44
9. Whitney Hanely, APSU	SO	18	25	1.39
10. Nicole Jamen, APSU	SR	18	24	1.33

Rebounding							
	CL	G	OFF	DEF	TOT	AVG	
1. Alex Jones, ECU	FR	18	42	126	168	9.3	
2. Nicole Jamen, APSU	SR	18	61	104	165	9.2	
3. Ashar Harris, MOR	FR	17	49	89	138	8.1	
4. Obiageli Okafor, TSU	SR	18	74	71	145	8.1	
5. Jasmine Rayner, APSU	SO	18	68	72	140	7.8	
6. Darnisha Lyles, UTM	JR	17	35	96	131	7.7	
7. Ta'Kenya Nixon, EIU	FR	18	36	97	133	7.4	
8. Maggie Kloak, EIU	SR	18	48	72	120	6.7	
9. Deja Watson, MOR	SR	16	44	62	106	6.6	
10. Dominique Sims, EIU	SR	18	46	73	119	6.6	
11. Tacarra Hayes, TTU	SO	18	26	91	117	6.5	
12. Brittany Wiley, JSU	SO	17	19	88	107	6.3	
13. Mallory Luckett, MUR	SR	18	27	86	113	6.3	
14. Patricia Mack, SEMO	FR	17	31	72	103	6.1	
15. Alecia Weatherly, UTM	JR	17	28	73	101	5.9	

3-Point Field Goal Percentage (Min. 2.0 made per game)					
	CL	G	3FG	FGA	PCT.
1. Shakeyia Colyer, ECU	FR	18	21	47	.447
2. Tiffany Hamilton, MOR	SR	18	39	92	.424
3. LaBrica Ward, UTM	FR	17	20	48	.417
4. Kylie Cook, TTU	FR	18	36	95	.379
5. Mallory Luckett, MUR	SR	18	25	66	.379
6. Chynna Bozeman, MOR	JR	18	68	181	.376
7. Brooke Faulkner, APSU	JR	18	24	65	.369
8. Kayla Vance, MUR	SR	18	37	103	.359
9. Meredith Stafford, TSU	JR	18	24	67	.358
10. Tiffanie Stephens, MOR	SR	18	25	70	.357

3-Point Field Goals Made				
	CL	G	3FG	AVG.
1. Chynna Bozeman, MOR	JR	18	68	3.78
2. Calie Cupples, UTM	SO	17	43	2.53
3. Tiffany Hamilton, MOR	SR	18	39	2.17
4. Kayla Vance, MUR	SR	18	37	2.06
5. Kylie Cook, TTU	FR	18	36	2.00
6. Kellie Cook-TTU	FR	18	32	1.78
Rachel Glidden, TTU	SO	18	32	1.78
8. Shelah Fiels, SEMO	FR	15	25	1.67
9. Jasmin Shuler, TSU	FR	18	28	1.56
10. Destiny Lane, JSU	SO	17	26	1.53

Blocked Shots				
	CL	G	BLOCKS	AVG.
1. Jessica Holder, MUR	FR	18	26	1.44
2. Maggie Kloak, EIU	SR	18	22	1.22
3. Alex Jones, ECU	FR	18	21	1.17
4. Paris Hollingsworth, JSU	JR	16	17	1.06
5. Ashley Herring, APSU	JR	18	18	1.00
6. Danielle Vaughn, JSU	FR	18	15	0.83
Kristen Kluempers, MUR	SO	18	15	0.83
8. Darnisha Lyles, UTM	JR	17	14	0.82
9. Dalila Thomas, APSU	SO	15	12	0.80
10. Brittany Coles, ECU	FR	18	13	0.72

Assist/Turnover Ratio (Min. 3.0 assists/game)						
	CL	G	AST	AVG	TO	AVG RATIO
1. Mallory Luckett, MUR	SR	18	102	5.7	46	2.6 2.22
2. Ta'Kenya Nixon, EIU	FR	18	108	6.0	52	2.9 2.08
3. LaDona Pierce, TSU	SR	18	101	5.6	63	3.5 1.60
4. Courtney Lumpkin, MOR	SO	18	81	4.5	51	2.8 1.59
5. Karisma Boykin, JSU	FR	18	59	3.3	44	2.4 1.34
6. Tacarra Hayes, TTU	SO	18	88	4.9	78	4.3 1.13
7. Erica Glisson, UTM	FR	17	55	3.2	59	3.5 0.93

WOMEN'S BASKETBALL YEAR-BY-YEAR FINAL STANDINGS

1977-78				
OVC		ALL		
W	L	W	L	
Tennessee Tech	9	1	19	4
Morehead State	6	4	18	10
Middle Tennessee	6	4	15	13
Eastern Kentucky	5	5	12	15
Western Kentucky	5	5	23	8
Murray State	4	6	10	19
East Tennessee State	4	6	13	13
Austin Peay	0	9	11	15

1978-79				
OVC		ALL		
W	L	W	L	
Tennessee Tech	10	0	23	10
Morehead State	8	1	28	4
Middle Tennessee	6	3	14	13
Western Kentucky	5	7	15	14
Murray State	4	9	10	16
Eastern Kentucky	1	8	5	24
Austin Peay	1	10	5	18

1979-80				
OVC		ALL		
W	L	W	L	
Middle Tennessee	6	0	22	8
Tennessee Tech	4	2	21	9
Morehead State	4	2	19	8
Austin Peay	4	2	17	12
Western Kentucky	2	4	8	18
Eastern Kentucky	1	5	9	18
Murray State	0	6	12	17

1980-81				
OVC		ALL		
W	L	W	L	
Tennessee Tech	5	1	23	11
Middle Tennessee	4	2	16	13
Western Kentucky	4	2	15	14
Morehead State	3	3	17	14
Murray State	3	3	13	15
Eastern Kentucky	2	4	16	15
Austin Peay	0	6	16	14

1981-82				
OVC		ALL		
W	L	W	L	
Tennessee Tech	10	2	20	11
Middle Tennessee	9	3	20	5
Morehead State	8	4	20	9
Western Kentucky	7	5	12	15
Eastern Kentucky	4	8	14	16
Austin Peay	2	10	8	19
Murray State	2	10	6	16

1982-83				
OVC		ALL		
W	L	W	L	
Middle Tennessee	10	0	26	5
Morehead State	6	4	16	14
Tennessee Tech	6	4	14	13
Eastern Kentucky	4	6	14	13
Murray State	3	7	9	17
Austin Peay	1	9	2	24

1983-84				
OVC		ALL		
W	L	W	L	
Middle Tennessee	12	2	19	10
Tennessee Tech	10	4	17	11
Eastern Kentucky	10	4	17	11
Morehead State	8	6	15	13
Austin Peay	6	8	15	11
Murray State	6	8	11	15
Youngstown State	3	11	7	17
Akron	1	13	5	21

1984-85				
OVC		ALL		
W	L	W	L	
Middle Tennessee	13	1	23	7
Tennessee Tech	12	2	20	9
Eastern Kentucky	8	6	18	10
Austin Peay	7	7	19	9
Morehead State	6	8	14	13
Youngstown State	5	9	14	13
Murray State	4	10	10	18
Akron	1	13	8	18

1985-86				
OVC		ALL		
W	L	W	L	
Middle Tennessee	13	1	20	10
Tennessee Tech	12	2	22	10
Youngstown State	8	6	12	16
Morehead State	6	8	13	15
Akron	6	8	12	15
Austin Peay	5	9	14	12
Murray State	5	9	12	16
Eastern Kentucky	1	13	8	17

1986-87				
OVC		ALL		
W	L	W	L	
Tennessee Tech	12	2	24	7
Middle Tennessee	12	2	19	8
Murray State	8	6	17	12
Morehead State	7	7	13	15
Akron	7	7	13	15
Youngstown State	6	8	13	14
Eastern Kentucky	4	10	9	18
Austin Peay	0	14	6	19

1987-88				
OVC		ALL		
W	L	W	L	
Middle Tennessee	12	2	22	8
Tennessee Tech	11	3	19	10
Murray State	10	4	21	7
Youngstown State	9	5	18	9
Morehead State	6	8	15	12
Eastern Kentucky	5	9	6	20
Austin Peay	3	11	7	17
Tennessee State	0	14	0	26

1988-89				
OVC		ALL		
W	L	W	L	
Middle Tennessee	10	2	21	6
Tennessee Tech	9	3	22	8
Murray State	8	4	22	10
Morehead State	8	4	18	10
Eastern Kentucky	5	7	12	14
Austin Peay	2	10	2	23
Tennessee State	0	12	2	25

1989-90				
OVC		ALL		
W	L	W	L	
Tennessee Tech	12	0	26	5
Murray State	8	4	17	12
Middle Tennessee	7	5	11	17
Tennessee State	6	6	12	14
Eastern Kentucky	6	6	12	14
Morehead State	3	9	10	17
Austin Peay	0	12	5	21

1990-91				
OVC		ALL		
W	L	W	L	
Tennessee Tech	11	1	22	8
Middle Tennessee	8	4	14	14
Eastern Kentucky	7	5	14	13
Morehead State	5	7	13	14
Tennessee State	5	7	12	15
Murray State	4	8	9	18
Austin Peay	2	10	5	21

1991-92				
OVC		ALL		
W	L	W	L	
Tennessee Tech	13	1	21	9
Eastern Kentucky	10	4	20	9
Middle Tennessee	10	4	19	9
Southeast Missouri	7	7	16	12
Murray State	6	8	12	15
Morehead State	5	9	11	16
Tennessee State	4	10	8	19
Austin Peay	1	13	4	23

1992-93				
OVC		ALL		
W	L	W	L	
Tennessee Tech	14	2	22	7
Middle Tennessee	13	3	21	7
Tennessee State	10	6	18	9
Eastern Kentucky	10	6	12	15
Southeast Missouri	8	8	13	13
Morehead State	8	8	10	16
Murray State	4	12	6	19
Austin Peay	4	12	5	21
UT Martin	1	15	2	23

1993-94				
OVC		ALL		
W	L	W	L	
Tennessee State	13	3	20	9
Tennessee Tech	12	4	17	12
Eastern Kentucky	12	4	17	9
Middle Tennessee	11	5	21	7
Southeast Missouri	9	7	16	11
Austin Peay	6	10	10	18
Morehead State	4	12	5	22
UT Martin	3	13	7	19
Murray State	2	14	6	20

1994-95				
OVC		ALL		
W	L	W	L	
Tennessee State	12	4	22	7
Eastern Kentucky	12	4	19	9
Middle Tennessee	12	4	19	9
Tennessee Tech	12	4	19	13
Austin Peay	9	7	15	12
UT Martin	7	9	12	15
Southeast Missouri	4	12	12	15
Murray State	3	13	5	21
Morehead State	1	15	3	23

1995-96				
OVC		ALL		
W	L	W	L	
Middle Tennessee	13	3	24	6
Austin Peay	13	3	21	8
Southeast Missouri	9	7	14	13
Eastern Kentucky	7	9	11	16
Tennessee Tech	7	9	11	16
Murray State	7	9	11	17
Morehead State	6	10	12	15
UT Martin	5	11	9	17
Tennessee State	5	11	7	19

1996-97				
OVC		ALL		
W	L	W	L	
Eastern Kentucky	16	2	24	6
Tennessee Tech	13	5	18	11
Austin Peay	13	5	17	11
Morehead State	9	9	12	16
Eastern Illinois	8	10	12	15
Tennessee State	7	11	11	16
Murray State	7	11	10	17
Middle Tennessee	7	11	10	20
UT Martin	7	11	8	18
Southeast Missouri	3	15	5	21

1997-98				
OVC		ALL		
W	L	W	L	
Tennessee Tech	15	3	22	7
Eastern Kentucky	15	3	20	8
UT Martin	13	5	18	11
Middle Tennessee	11	7	18	12
Eastern Illinois	10	8	12	15
Tennessee State	7	11	13	14
Austin Peay	6	12	11	16
Southeast Missouri	5	13	8	19
Murray State	5	13	6	20
Morehead State	3	15	7	19

	1998-99 OVC		ALL	
	W	L	W	L
UT Martin	14	4	22	9
Tennessee Tech	14	4	21	9
Middle Tennessee	14	4	18	10
Southeast Missouri	13	5	19	9
Murray State	9	9	10	17
Eastern Kentucky	8	10	11	16
Tennessee State	7	11	13	15
Austin Peay	5	13	6	21
Eastern Illinois	3	15	5	21
Morehead State	3	15	5	21

	1999-00 OVC		ALL	
	W	L	W	L
Tennessee Tech	16	2	24	9
Middle Tennessee	13	5	18	11
Murray State	11	7	14	15
UT Martin	11	7	12	16
Eastern Kentucky	10	8	13	15
Austin Peay	9	9	15	15
Southeast Missouri	7	11	11	17
Tennessee State	6	12	8	18
Eastern Illinois	6	12	8	19
Morehead State	1	17	2	25

	2000-01 OVC		ALL	
	W	L	W	L
Tennessee Tech	15	1	24	6
Eastern Kentucky	14	2	22	6
Austin Peay	10	6	17	14
Southeast Missouri	9	7	14	13
UT Martin	6	10	13	16
Morehead State	5	11	10	19
Tennessee State	5	11	8	19
Murray State	5	11	7	21
Eastern Illinois	3	13	7	20

	2001-02 OVC		ALL	
	W	L	W	L
Eastern Kentucky	13	3	23	8
Tennessee Tech	13	3	22	8
Morehead State	10	6	21	8
Austin Peay	9	7	19	2
Southeast Missouri	8	8	16	12
UT Martin	6	10	8	20
Eastern Illinois	6	10	7	21
Murray State	5	11	11	17
Tennessee State	2	14	3	22

	2002-03 OVC		ALL	
	W	L	W	L
Austin Peay	16	0	27	4
Southeast Missouri	11	5	19	11
Eastern Kentucky	10	6	18	11
Morehead State	9	7	16	12
UT Martin	9	7	13	16
Tennessee Tech	6	10	12	17
Eastern Illinois	5	11	6	22
Murray State	4	12	8	20
Tennessee State	2	14	4	22

	2003-04 OVC		ALL	
	W	L	W	L
Austin Peay	14	2	23	8
Tennessee Tech	12	4	18	11
Jacksonville State	11	5	18	10
Southeast Missouri	10	6	16	13
Murray State	9	7	13	15
Eastern Kentucky	9	7	15	15
UT Martin	8	8	11	16
Morehead State	7	9	10	18
Eastern Illinois	5	11	8	19
Samford	3	13	10	17
Tennessee State	0	16	1	25

	2004-05 OVC		ALL	
	W	L	W	L
Eastern Kentucky	15	1	23	9
Southeast Missouri%	0	2	0	8
Tennessee Tech	13	3	21	8
Jacksonville State	9	7	15	14
Tennessee State	8	8	11	17
UT Martin	8	8	9	19
Samford	6	10	13	15
Murray State	5	11	9	19
Austin Peay	4	12	8	19
Eastern Illinois	3	13	10	17
Morehead State	3	13	5	22

% - Team was 22-8 overall and 14-2 in the OVC before NCAA penalties were imposed.

	2005-06 OVC		ALL	
	W	L	W	L
Tennessee Tech	16	4	23	9
Southeast Missouri%	0	4	0	9
Samford	15	5	21	8
Austin Peay	12	8	15	13
Morehead State#	11	9	16	13
Jacksonville State	9	11	11	17
Murray State^	9	11	11	17
Eastern Illinois	9	11	10	19
Eastern Kentucky	7	13	7	20
UT Martin	6	14	8	19
Tennessee State	0	20	0	27

- Overall record does not reflect on Conference win by forfeit

^ - Overall record does not reflect one OVC forfeit imposed by the OVC

% - Team was 22-9 overall and 16-4 in the OVC before NCAA penalties were imposed

	2006-07 OVC		ALL	
	W	L	W	L
Southeast Missouri	16	4	24	8
Murray State	15	5	21	10
Morehead State	13	7	14	16
Samford	12	8	18	13
Tennessee Tech	11	9	12	18
UT Martin	10	10	17	14
Eastern Kentucky	9	11	12	18
Austin Peay	9	11	10	20
Eastern Illinois	7	13	10	19
Jacksonville State	4	16	7	22
Tennessee State	4	16	7	22

	2007-08 OVC		ALL	
	W	L	W	L
Southeast Missouri	17	3	23	9
Samford	15	5	23	9
Murray State	15	5	24	8
Eastern Illinois	15	5	18	13
Tennessee State	10	10	13	16
Morehead State	9	11	11	19
Eastern Kentucky	9	11	14	14
Jacksonville State	8	12	11	19
Tennessee Tech	7	13	8	22
Austin Peay	3	17	6	23
UT Martin	2	18	5	25

	2008-09 OVC		ALL	
	W	L	W	L
Murray State	16	2	23	9
Eastern Illinois	15	3	24	9
Tennessee State	13	5	18	13
Morehead State	11	7	17	14
Austin Peay	10	8	17	16
Southeast Missouri	10	8	15	15
Tennessee Tech	7	11	9	21
Jacksonville State	4	14	7	23
Eastern Kentucky	4	14	7	23
UT Martin	0	18	2	27

	2009-10 OVC		ALL	
	W	L	W	L
Eastern Illinois	16	2	23	11
Morehead State	14	4	22	11
Austin Peay	11	7	15	18
UT Martin	8	10	11	19
Eastern Kentucky	8	10	12	17
Tennessee Tech	8	10	14	16
Murray State	8	10	13	17
Tennessee State	7	11	10	18
Jacksonville State	6	12	9	20
Southeast Missouri	4	14	7	21

All-Time Winning Percentages

Current Members (Yrs.)	Conference	Overall
Tennessee Tech (1977-)	343-129 (.727)	631-356 (.639)
Eastern Kentucky (1977-)	257-210 (.550)	470-532 (.469)
%Southeast Missouri (1991-)	160-152 (.513)	249-248 (.501)
Eastern Illinois (1996-)	111-135 (.451)	160-240 (.400)
Morehead State (1977-)	216-269 (.445)	438-495 (.469)
Murray State (1977-)	217-275 (.441)	459-526 (.469)
Austin Peay (1977-)	197-290 (.405)	388-532 (.422)
Jacksonville State (2003-)	51-77 (.398)	78-125 (.384)
UT Martin (1992-)	124-188 (.397)	187-319 (.370)
Tennessee State (1987-)	133-243 (.353)	158-411 (.278)

Former Members (Yrs.)	Conference	Overall
Middle Tennessee (1977-00)	232-77 (.751)	343-228 (.601)
Samford (2003-08)	51-41 (.554)	84-54 (.612)
Western Kentucky (1977-82)	23-23 (.500)	73-69 (.514)
Youngstown State (1983-88)	31-39 (.443)	64-69 (.481)
East Tennessee State (1977-78)	4-6 (.400)	13-13 (.500)
Akron (1983-87)	15-41 (.268)	38-69 (.355)

% - Team is 180-146 (.552) in the OVC and 293-249 (.541) overall before NCAA penalties imposed.

Note: Record in "all games" is each team's overall record in all games only in the seasons they were members of the OVC. It is not reflective of the program's all-time record (which can be found on the individual team page).

WOMEN'S BASKETBALL TEAM CHAMPIONS/INDIVIDUAL HONORS

OVC Regular Season Champions			OVC Players of the Year		OVC Newcomers of the Year	
1977-78	Tennessee Tech (9-1)		1978-79	Pam Chambers, Tennessee Tech	2002-03	Kenja White, Southeast Missouri
1978-79	Tennessee Tech (10-0)		1979-80	Donna Murphy, Morehead State	2003-04	Sami Jo Cotton, Southeast Missouri
1979-80	Middle Tennessee (6-0)		1980-81	Jerilynn Harper, Tennessee Tech	Note: Award was discontinued after the 2004 season.	
1980-81	Tennessee Tech (5-1)		1981-82	Jerilynn Harper, Tennessee Tech	OVC Freshmen of the Year	
1981-82	Tennessee Tech (10-2)		1982-83	Priscilla Blackford, Morehead State	1990-91	Priscilla Robinson, Middle Tennessee
1982-83	Middle Tennessee (10-0)		1984-85	Jennifer McFall, Middle Tennessee	1991-92	Amy Engle, Tennessee Tech
1983-84	Middle Tennessee (12-2)		1985-86	Cheryl Taylor, Tennessee Tech	1992-93	Connie Swift, Tennessee Tech
1984-85	Middle Tennessee (13-1)		1986-87	Cheryl Taylor, Tennessee Tech	1993-94	Kim Cunningham, Eastern Kentucky
1985-86	Middle Tennessee (13-1)			Kim Webb, Middle Tennessee	1994-95	Amanda Behrenbrinker, Austin Peay
1986-87	Tennessee Tech (12-2)		1987-88	Dorothy Bowers, Youngstown ST.	1995-96	Jonelda Buck, Middle Tennessee
	Middle Tennessee (12-2)		1988-89	Tawanya Mucker, Middle Tennessee	1997-98	Diana Seng, Tennessee Tech
1987-88	Middle Tennessee (12-2)		1989-90	Angela Moorehead, Tennessee Tech	1998-99	Janet Holt, Tennessee Tech
1988-89	Middle Tennessee (10-2)		1990-91	Angela Moorehead, Tennessee Tech	1999-00	Brooke Armistead, Austin Peay
1989-90	Tennessee Tech (12-0)		1991-92	Priscilla Robinson, Middle Tennessee	2000-01	Gerlonda Hardin, Austin Peay
1990-91	Tennessee Tech (11-1)		1992-93	Roschelle Vaughen, Tennessee Tech	2001-02	Rebecca Remington, Murray State
1991-92	Tennessee Tech (13-1)		1993-94	Kim Mays, Eastern Kentucky	2002-03	Emily Christian, Tennessee Tech
1992-93	Tennessee Tech (14-2)		1994-95	Kim Mays, Eastern Kentucky	2003-04	Alex Munday, Samford
1993-94	Tennessee State (13-3)		1995-96	Gray C. Harris, Southeast Missouri	2004-05	Ashley Cazee, Eastern Kentucky
1994-95	Eastern Kentucky (12-4)		1996-97	Amy Kieckbusch, Morehead State	2005-06	Rachel Galligan, Eastern Illinois
	Middle Tennessee (12-4)		1997-98	Chrissy Roberts, Eastern Kentucky	2006-07	Jessica Huffman, Eastern Illinois
	Tennessee State (12-4)		1998-99	Zabrina Harris, UT Martin	2007-08	Emily London, Samford
	Tennessee Tech (12-4)		1999-00	Janet Holt, Tennessee Tech	2008-09	Kayla Drake, Eastern Kentucky
1995-96	Middle Tennessee (13-3)		2000-01	Janet Holt, Tennessee Tech	2009-10	Ta'Kenya Nixon, Eastern Illinois
	Austin Peay (13-3)		2001-02	Janet Holt, Tennessee Tech	OVC Defensive of the Year	
1996-97	Eastern Kentucky (16-2)		2002-03	Brooke Armistead, Austin Peay	2008-09	Kendra Appling, Tennessee State
1997-98	Tennessee Tech (15-3)		2003-04	Gerlonda Hardin, Austin Peay	2009-10	Ta'Kenya Nixon, Eastern Illinois
	Eastern Kentucky (15-3)		2004-05	Tatiana Conceicao, SE Missouri		
1998-99	UT Martin (14-4)		2005-06	Emily Christian, Tennessee Tech		
	Tennessee Tech (14-4)		2006-07	Joi Scott, Murray State		
	Middle Tennessee (14-4)		2007-08	Ashley Hayes, Murray State		
1999-00	Tennessee Tech (16-2)		2008-09	Ashley Hayes, Murray State		
2000-01	Tennessee Tech (15-1)		2009-10	Chynna Bozeman, Morehead State		
2001-02	Eastern Kentucky (13-3)		OVC Coaches of the Year			
	Tennessee Tech (13-3)		1978-79	Mickey Wells, Morehead State		
2002-03	Austin Peay (16-0)		1979-80	Larry Joe Inman, Middle Tennessee		
2003-04	Austin Peay (14-2)		1980-81	Dianne Murphy, Eastern Kentucky		
2004-05	Eastern Kentucky (15-1)			Jean Smith, Murray State		
*2005-06	Tennessee Tech (16-4)		1981-82	Mickey Wells, Morehead State		
2006-07	Southeast Missouri (16-4)		1982-83	Larry Joe Inman, Middle Tennessee		
2007-08	Southeast Missouri (17-3)		1983-84	Marynell Meadors, Tennessee Tech		
2008-09	Murray State (16-2)		1984-85	Larry Joe Inman, Middle Tennessee		
2009-10	Eastern Illinois (16-2)		1985-86	John Street, Arkon		
			1986-87	Bill Worrell, Tennessee Tech		
			1988-89	Loretta Marlow, Morehead State		
			1989-90	Bill Worrell, Tennessee Tech		
				Teresa Phillips, Tennessee State		
			1990-91	Larry Joe Inman, Eastern Kentucky		
			1991-92	Bill Worrell, Tennessee Tech		
			1992-93	Teresa Phillips, Tennessee State		
			1993-94	Teresa Phillips, Tennessee State		
			1994-95	Larry Joe Inman, Eastern Kentucky		
			1995-96	LaDonna McClain, Austin Peay		
			1996-97	Larry Joe Inman, Eastern Kentucky		
			1997-98	Gary and Kim Van Atta, UT Martin		
			1998-99	Ed Arnzen, Southeast Missouri		
			1999-00	Bill Worrell, Tennessee Tech		
			2000-01	Larry Joe Inman, Eastern Kentucky		
			2001-02	Laura Litter, Morehead State		
			2002-03	Susie Gardner, Austin Peay		
			2003-04	Andy Blackston, Austin Peay		
			2004-05	Larry Joe Inman, Eastern Kentucky		
			2005-06	Mike Morris, Samford		
			2006-07	John Ishee, Southeast Missouri		
			2007-08	Tracee Wells, Tennessee State		
			2008-09	Rob Cross, Murray State		
			2009-10	Kevin McMillan, UT Martin		

* - Southeast Missouri shared regular-season before NCAA penalties imposed

Title Breakdown			
Tennessee Tech	15	Southeast Missouri	2*
Middle Tennessee	11	UT Martin	1
Eastern Kentucky	5	Murray State	1
Austin Peay	3	Eastern Illinois	1
Tennessee State	2	* - Team had three titles before NCAA penalties imposed	

OVC Athletes of the Year	
1979-80	Donna Murphy, Morehead State
1980-81	Jerilynn Harper, Tennessee Tech
1981-82	Jerilynn Harper, Tennessee Tech
1982-83	Priscilla Blackford, Morehead State
1985-86	Cheryl Taylor, Tennessee Tech
1986-87	Kim Webb, Middle Tennessee
1990-91	Angela Moorehead, Tennessee Tech
2002-03	Brooke Armistead, Austin Peay
2003-04	Gerlonda Hardin, Austin Peay
2008-09	Ashley Hayes, Murray State

WOMEN'S BASKETBALL ALL-CONFERENCE TEAMS

1978-79

Pam Chambers, Tennessee Tech
 Jackie Mounts, Murray State
 Sharon McClanahan, Middle Tenn.
 Donna Stephens, Morehead State
 Peggy Gay, Eastern Kentucky
 Shari Price, Western Kentucky
 Carmen Dowdell, Tennessee Tech
 Donna Murphy, Morehead State
 Laura Lynn, Murray State
 Michelle Stowers, Morehead State
 Cindy Barrix, Murray State
 Elaine Swafford, Austin Peay
 Beth Blanton, Western Kentucky

ALL-FRESHMAN

Jeanne Hinchee, Austin Peay
 Shari Price, Western Kentucky
 Sandra Mukes, Eastern Kentucky
 Laurie Heltsley, Western Kentucky
 Maria Kelsch, Murray State
 Ileana Portik, Middle Tennessee
 Donna Stephens, Morehead State
 Irene Moore, Morehead State
 Robin Harmon, Morehead State
 Connie Sinks, Austin Peay
 Jeanette Rowan, Murray State

1979-80

Donna Murphy, Morehead State
 Laura Lynn, Murray State
 Pam Chambers, Tennessee Tech
 Ester Coleman, Middle Tennessee
 Jerilyn Harper, Tennessee Tech
 Laurie Heltsley, Western Kentucky
 Golena Rucker, Austin Peay
 Loretta Coughlin, Eastern Kentucky
 Ileana Portik, Middle Tennessee
 Elaine Swafford, Austin Peay

ALL-FRESHMAN

Holly Hoover, Tennessee Tech
 Ester Coleman, Middle Tennessee
 Lisa Justice, Middle Tennessee
 Sherry Smith, Middle Tennessee
 Sherry Ford, Western Kentucky
 Dianne Oakley, Murray State
 Tina Wermuth, Eastern Kentucky

1980-81

FIRST TEAM

Jerilyn Harper, Tennessee Tech
 Laurie Heltsley, Western Kentucky
 Robin Hendrix, Middle Tennessee
 Donna Stephens, Morehead State
 Ester Coleman, Middle Tennessee
 Laura Lynn, Murray State

SECOND TEAM

Lisa Goodin, Eastern Kentucky
 Tina Cottle, Austin Peay
 Golena Rucker, Austin Peay
 Dianne Depp, Western Kentucky
 Tina Wermuth, Eastern Kentucky

ALL-FRESHMAN

Cassandra Howard, Middle Tennessee
 Lisa Goodin, Eastern Kentucky
 Tina Cottle, Austin Peay
 Dianne Depp, Western Kentucky
 Priscilla Blackford, Morehead State
 Mina Todd, Murray State

1981-82

FIRST TEAM

Jerilyn Harper, Tennessee Tech
 Donna Stephens, Morehead State
 Jennifer McFall, Middle Tennessee
 Priscilla Blackford, Morehead State
 Dianne Depp, Western Kentucky
 Lillie Mason, Western Kentucky

SECOND TEAM

Gayle Kinzer, Austin Peay
 Lisa Goodin, Eastern Kentucky
 Holly Hoover, Middle Tennessee
 Mina Todd, Murray State
 Diane Oakley, Murray State

ALL-FRESHMAN

Lillie Mason, Western Kentucky
 Jennifer McFall, Middle Tennessee
 Sharon Cooper, Murray State
 Gina Brown, Western Kentucky
 Dee Davis, Tennessee Tech

1982-83

FIRST TEAM

Priscilla Blackford, Morehead State
 Jennifer McFall, Middle Tennessee
 Diane Oakley, Murray State
 Lisa Goodin, Eastern Kentucky
 Anita Myers, Tennessee Tech

SECOND TEAM

Holly Hoover, Middle Tennessee
 Lydia Sawney, Tennessee Tech
 Tina Wermuth, Eastern Kentucky
 Eva Lemeh, Middle Tennessee
 Amy Davis, Austin Peay

ALL-FRESHMAN

Chris Moye, Tennessee Tech
 Amy Davis, Austin Peay
 Melody Ottinger, Murray State
 Janice Towles, Morehead State
 Margy Shelton, Eastern Kentucky

1983-84

FIRST TEAM

Karen Hubert, Murray State
 Tina Cottle, Eastern Kentucky
 Jennifer McFall, Middle Tennessee
 Cheryl Taylor, Tennessee Tech
 Danielle Carson, Youngstown State

SECOND TEAM

Chris Moye, Tennessee Tech
 Gayle Kinzer, Austin Peay
 Lisa Goodin, Eastern Kentucky
 Holly Hoover, Middle Tennessee
 Kim Webb, Middle Tennessee

ALL-FRESHMAN

Cheryl Taylor, Tennessee Tech
 Bernice Linner, Morehead State
 Kristal Holmes, Austin Peay
 Kim Webb, Middle Tennessee
 Tammy Burton, Tennessee Tech
 Kay Willbanks, Middle Tennessee

1984-85

FIRST TEAM

Jennifer McFall, Middle Tennessee
 Cheryl Taylor, Tennessee Tech
 Kim Webb, Middle Tennessee
 Tina Cottle, Eastern Kentucky
 Connie Appleman, Morehead State

SECOND TEAM

Chris Moye, Tennessee Tech
 Danielle Carson, Youngstown State
 Tonita Cannon, Austin Peay
 Dorothy Taylor, Austin Peay
 Angela Fletcher, Eastern Kentucky

ALL-FRESHMAN

Alice Lawrence, Middle Tennessee
 Lynette Hayden, Murray State
 Dorothy Bowers, Youngstown State
 Sherry Sullins, Austin Peay
 Diane Hollish, Akron

1985-86

FIRST TEAM

Cheryl Taylor, Tennessee Tech
 Kim Webb, Middle Tennessee
 Dorothy Taylor, Austin Peay
 Danielle Carson, Youngstown State
 Kay Willbanks, Middle Tennessee

SECOND TEAM

Dorothy Bowers, Youngstown State
 Angela Fletcher, Eastern Kentucky
 Janice Towles, Morehead State
 Chris Moye, Tennessee Tech
 Sheila Smith, Murray State

ALL-FRESHMAN

Sheila Smith, Murray State
 Tawanya Mucker, Middle Tennessee
 Lacritia Wilson, Austin Peay
 Kelly Stamper, Morehead State
 Tina Reece, Eastern Kentucky

1986-87

FIRST TEAM

Cheryl Taylor, Tennessee Tech
 Kim Webb, Middle Tennessee
 Dorothy Bowers, Youngstown State
 Kelly Stamper, Morehead State
 Sheila Smith, Murray State

SECOND TEAM

Pam Arnold, Akron
 Carla Coffey, Eastern Kentucky
 Alice Lawrence, Middle Tennessee
 Janet Ross, Middle Tennessee
 Tracy Munsey, Tennessee Tech

HONORABLE MENTION

Shandra Maxwell, Austin Peay
 Melody Ottinger, Murray State

ALL-FRESHMAN

Shandra Maxwell, Austin Peay
 Shawn Monday, Tennessee Tech
 Melinda Clayton, Tennessee Tech
 Kerry Mossburg, Akron
 Holly Baker, Murray State

1987-88

FIRST TEAM

Dorothy Bowers, Youngstown State
 Tawanya Mucker, Middle Tennessee
 Shandra Maxwell, Austin Peay
 Sheila Smith, Murray State
 Melinda Clayton, Tennessee Tech

SECOND TEAM

Carla Coffey, Eastern Kentucky
 Renay Adams, Tennessee Tech
 Karen Johnson, Murray State
 Michelle Wenning, Murray State
 Shawn Monday, Tennessee Tech

HONORABLE MENTION

Cathy Snipes, Eastern Kentucky
 Kelly Stamper, Morehead State
ALL-FRESHMAN
 Renay Adams, Tennessee Tech
 Michelle Wenning, Murray State
 Cecilia Ramsey, Tennessee Tech
 Tracie Mason, Austin Peay
 Kelly Cowen, Eastern Kentucky

1988-89

FIRST TEAM

Tawanya Mucker, Middle Tennessee
 Sheila Smith, Murray State
 Angela Brown, Tennessee Tech
 Melinda Clayton, Tennessee Tech
 LaTonya Fleming, Eastern Kentucky

SECOND TEAM

Kelly Stamper, Morehead State
 Sandy Brown, Middle Tennessee
 Ann Thomas, Tennessee State
 Michelle Wenning, Murray State
 Shandra Maxwell, Austin Peay

HONORABLE MENTION

Druecilla Connors, Morehead State
 Kelly Downs, Morehead State
 Karen Johnson, Murray State
ALL-FRESHMAN
 Ann Thomas, Tennessee State
 Julie Magrane, Morehead State
 Angie Cox, Eastern Kentucky
 Angie Bryant, Eastern Kentucky
 Angie Waldon, Murray State

1989-90

FIRST TEAM

Angela Moorehead, Tennessee Tech
 Shandra Maxwell, Austin Peay
 Melinda Clayton, Tennessee Tech
 Michelle Wenning, Murray State
 Kelly Cowan, Eastern Kentucky

SECOND TEAM

Stephanie Capley, Middle Tennessee
 Julie Magrane, Morehead State
 Shawn Monday, Tennessee Tech
 Ann Thomas, Tennessee State
 Karen Johnson, Murray State

HONORABLE MENTION

Kelly Downs, Morehead State
 Tracie Mason, Austin Peay
ALL-FRESHMAN
 Mitzi Rice, Tennessee Tech
 Jaree Goodin, Eastern Kentucky
 Bev Smith, Morehead State
 Julie Morrison, Middle Tennessee
 Kristi Brown, Middle Tennessee

1990-91

FIRST TEAM

Angela Moorehead, Tennessee Tech
Angie Cox, Eastern Kentucky
Priscilla Robinson, Middle Tennessee
Kelly Cowan, Eastern Kentucky
Renay Adams, Tennessee Tech

SECOND TEAM

Mitzi Rice, Tennessee Tech
Bev Smith, Morehead State
Cecilia Ramsey, Tennessee Tech
Tracie Mason, Austin Peay
Michelle Wenning, Murray State
Ann Thomas, Tennessee State
Rulesha Adams, Tennessee State

HONORABLE MENTION

Stephanie Capley, Middle Tennessee
Julie Magrane, Morehead State
Tawnya Pierce, Murray State
Jaree Goodin, Eastern Kentucky
Cynthia Hicks, Tennessee State

ALL-FRESHMAN

Priscilla Robinson, Middle Tennessee
Jennifer Parker, Murray State
Shannah McIntosh, Eastern Kentucky
Taunya Treanton, Tennessee Tech
Sherry Batten, Tennessee Tech

1991-92

FIRST TEAM

Priscilla Robinson, Middle Tennessee
Angie Cox, Eastern Kentucky
Roschelle Vaughn, Tennessee Tech
Renee Rogliardi, Southeast Missouri
Julie Magrane, Morehead State

SECOND TEAM

Jaree Goodin, Eastern Kentucky
Bev Smith, Morehead State
Julie Pinson, Murray State
Sonya Campbell, Tennessee State
Beth Ousley, Morehead State

HONORABLE MENTION

Angie Waldon, Murray State
Fondeolyn Garner, Murray State
Sherry Batten, Tennessee Tech
Dana Bilyeu, Tennessee Tech
Amy Engle, Tennessee Tech

ALL-FRESHMAN

Amy Engle, Tennessee Tech
Sherry Tucker, Middle Tennessee
Julie Meier, Southeast Missouri
Sherita Joplin, Morehead State
Maisha Thomas, Eastern Kentucky

1992-93

FIRST TEAM

Roschelle Vaughn, Tennessee Tech
Bev Smith, Morehead State
Priscilla Robinson, Middle Tennessee
Jennifer Parker, Murray State
Carolyn Aldridge, Tennessee State

SECOND TEAM

Jaree Goodin, Eastern Kentucky
Dana Bilyeu, Tennessee Tech
Connie Swift, Tennessee State
Tomika Secest, Austin Peay
Julie Meier, Southeast Missouri

HONORABLE MENTION

Kim Mays, Eastern Kentucky
Mimi Crenshaw, Tennessee State
Carrie Thompson, Austin Peay
Michelle Jackson, Middle Tennessee
Tara Tansil, UT Martin

ALL-FRESHMAN

Connie Swift, Tennessee State
Gray C. Harris, Southeast Missouri
Heather Prater, Middle Tennessee
Terrance Oglesby, Tennessee Tech
Lisa Poe, Tennessee Tech
Megan Hupfer, Morehead State

1993-94

FIRST TEAM

Kim Mays, Eastern Kentucky
Carolyn Aldridge, Tennessee State
Priscilla Robinson, Middle Tennessee
Jennifer Parker, Murray State
Gray C. Harris, Southeast Missouri

SECOND TEAM

Connie Swift, Tennessee State
Georgie Vaughan, Austin Peay
Sherita Joplin, Morehead State
Tara Tansil, UT Martin
Julie Meier, Southeast Missouri
Taunya Lovelace, Tennessee Tech

HONORABLE MENTION

Sherry Tucker, Middle Tennessee
Sherry Batten, Tennessee Tech
Maggie Cox, Middle Tennessee
Kim Cunningham, Eastern Kentucky

ALL-FRESHMAN

Kim Cunningham, Eastern Kentucky
Colleen Polzin, Austin Peay
Jodi Bitsko, Morehead State
Lisa Fussell, Eastern Kentucky
Jessica Beaty, Middle Tennessee
Shannon Clardy, Tennessee Tech
Dawn Limbaugh, UT Martin

1994-95

FIRST TEAM

Kim Mays, Eastern Kentucky
Carolyn Aldridge, Tennessee State
Gray C. Harris, Southeast Missouri
Sherry Tucker, Middle Tennessee
Connie Swift, Tennessee State

SECOND TEAM

Tara Tansil, UT Martin
Sherita Joplin, Morehead State
Taunya Lovelace, Tennessee Tech
Heather Prater, Middle Tennessee
Stephaine Minor, Murray State

HONORABLE MENTION

Terrance Oglesby, Tennessee Tech
Maisha Blanton, Eastern Kentucky
Elizabeth Maxwell, Tennessee Tech
Megan Hupfer, Morehead State
Georgie Vaughan, Austin Peay

ALL-FRESHMAN

Amanda Behrenbrinker, Austin Peay
Laphelia Doss, Eastern Kentucky
Sheri Lewis, Tennessee Tech
Shonta Hunt, Murray State
Natalie Sneed, Middle Tennessee
Chase Smith, Murray State
Allison Osborn, Morehead State

1995-96

FIRST TEAM

Gray C. Harris, Southeast Missouri
Stephaine Minor, Murray State
Heather Prater, Middle Tennessee
Laphelia Doss, Eastern Kentucky
Samantha Young, Eastern Kentucky

SECOND TEAM

Chanda Cordova, UT Martin
Jonelda Buck, Middle Tennessee
Megan Hupfer, Morehead State
Leslie VanWinkle, Tennessee Tech
Sonia White, Austin Peay
Amber Clark, Tennessee Tech

HONORABLE MENTION

Simone Caldwell, Austin Peay
Octavia Evans, Morehead State
Davida Smith, UT Martin
Traci Boone, Tennessee State
Carrie Thompson, Austin Peay
Sonja Cox, Austin Peay

ALL-FRESHMAN

Jonelda Buck, Middle Tennessee
Amber Clark, Tennessee Tech
Sarah Miller, Southeast Missouri
Zandra Moore, Southeast Missouri
Cortney Neeley, Middle Tennessee
Andrea Baldwin, Tennessee Tech

1996-97

FIRST TEAM

Amanda Behrenbrinker, Austin Peay
Amy Kieckbusch, Morehead State
Stephaine Minor, Murray State
Chrissy Roberts, Eastern Kentucky
Diane Seng, Tennessee Tech
Connie Swift, Tennessee State

SECOND TEAM

Simone Caldwell, Austin Peay
Amber Clark, Tennessee Tech
Laphelia Doss, Eastern Kentucky
Barbora Garbova, Eastern Illinois
Cari Hassell, Tennessee State

HONORABLE MENTION

Jessica Beaty, Middle Tennessee
Jonelda Buck, Middle Tennessee
Trina Goodrich, Eastern Kentucky
Jamie Koester, Southeast Missouri
Kim Palmer, Southeast Missouri

ALL-FRESHMAN

Chanda Bowman, Middle Tennessee
Collin Carmichael, Tennessee Tech
Sarah Frazier, Southeast Missouri
Zabrina Harris, UT Martin
Bethany Melton, UT Martin
Diane Seng, Tennessee Tech

1997-98

FIRST TEAM

Chrissy Roberts, Eastern Kentucky
Diane Seng, Tennessee Tech
Laphelia Doss, Eastern Kentucky
Tessa Fields, UT Martin
Barbora Garbova, Eastern Illinois

SECOND TEAM

Amanda Behrenbrinker, Austin Peay
Cari Hassell, Tennessee State
Leah Aldrich, Eastern Illinois
Jamie Koester, Southeast Missouri
Amber Clark, Tennessee Tech

HONORABLE MENTION

Bama Burrell, Middle Tennessee
Schrona Moore, Tennessee State
Angelica Suffren, Austin Peay
Cortney Neeley, Middle Tennessee
Nichole Lockridge, UT Martin

ALL-FRESHMAN

Kai Jones, Austin Peay
Kelly Chastain, Middle Tennessee
Charlotte Sizemore, Eastern Kentucky
Joanne Aluka, Middle Tennessee
Tamara Washington, Tennessee State

1998-99

FIRST TEAM

Leah Aldrich, Eastern Illinois
Zabrina Harris, UT Martin
Tessa Fields, UT Martin
Diane Seng, Tennessee Tech
Charlotte Sizemore, Eastern Kentucky

SECOND TEAM

Paula Corder, Southeast Missouri
Cari Hassell, Tennessee State
Bobbi Coltharp, Murray State
Bama Burrell, Middle Tennessee
Schrona Moore, Tennessee State

HONORABLE MENTION

Janet Holt, Tennessee Tech
Pam Iverson, Southeast Missouri
Jamie Thomatis, Middle Tennessee
Rusty Sowers, Southeast Missouri
Heather Bates, Murray State
Angelica Suffren, Austin Peay
Quin Sullivan, Austin Peay

1999-00

FIRST TEAM

Janet Holt, Tennessee Tech
Diane Seng, Tennessee Tech
Marla Gearhart, Eastern Kentucky
Jamie Thomatis, Middle Tennessee
Zabrina Harris, UT Martin

SECOND TEAM

Brooke Armistead, Austin Peay
Monika Gadson, Murray State
Paula Corder-King, Southeast Missouri
Heather Bates, Murray State
Tamara Washington, Tennessee State

HONORABLE MENTION

Tasha Gales, Morehead State
Joanne Aluka, Middle Tennessee
Angie Patzner, Eastern Illinois
Liz Stansberry, Murray State

ALL-FRESHMAN

Brooke Armistead, Austin Peay
Paige Smith, Austin Peay
Teresa McNair, Eastern Kentucky
Lori Chase, Southeast Missouri
Kayla Bloemer, Eastern Illinois

2000-01

FIRST TEAM

Janet Holt, Tennessee Tech
Brooke Armistead, Austin Peay
Angela Hassell, Tennessee State
Monika Gadson, Murray State
Lori Chase, Southeast Missouri

SECOND TEAM

Charlotte Sizemore, Eastern Kentucky
Kelly Pendleton, UT Martin
Allison Clark, Tennessee Tech
Candice Finley, Eastern Kentucky
Misty Garrett, Tennessee Tech

HONORABLE MENTION

Tasha Gales, Morehead State
Jocelyn Duke, Austin Peay
Paige Smith, Austin Peay
Renee Schaul, Eastern Illinois
Travece Turner, Morehead State

ALL-FRESHMAN

Gerlonda Hardin, Austin Peay
Pam O'Connor, Eastern Illinois
Kandi Brown, Morehead State
Andrea Brown, Tennessee Tech
Katie Kelly, Eastern Kentucky
Jody Sizemore, Morehead State

2001-02

FIRST TEAM

Janet Holt, Tennessee Tech
Brooke Armistead, Austin Peay
Tasha Gales, Morehead State
Charlotte Sizemore, Eastern Kentucky
LaRissa Thomas, Tennessee State

SECOND TEAM

Zoey Artist, Eastern Kentucky
Travece Turner, Morehead State
Lori Chase, Southeast Missouri
Gerlonda Hardin, Austin Peay
Pam O'Connor, Eastern Illinois

ALL-FRESHMAN

Rebecca Remington, Murray State
Pam Garrett, Eastern Kentucky
Miranda Eckerle, Eastern Kentucky
Rachel Karos, Eastern Illinois
Brittany Park, Murray State

2002-03

FIRST TEAM

Brooke Armistead, Austin Peay
Gerlonda Hardin, Austin Peay
Amy Watson, UT Martin
Teresa McNair, Eastern Kentucky
Travece Turner, Morehead State

SECOND TEAM

Katie Kelly, Eastern Kentucky
Kandi Brown, Morehead State
Beth Schnakenberg, Murray State
Lori Chase, Southeast Missouri
Emily Christian, Tennessee Tech

HONORABLE MENTION

Lauren Dailey, Eastern Illinois
Tasha Gales, Morehead State
Kenja White, Southeast Missouri
Miranda Eckerle, Eastern Kentucky
Carina Souza, Southeast Missouri

ALL-FRESHMAN

Emily Christian, Tennessee Tech
Kera Bergeron, Austin Peay
Megan Sparks, Eastern Illinois
Ashley Haynes, Austin Peay
Lori Trumblee, Murray State

2003-04

FIRST TEAM

Gerlonda Hardin, Austin Peay
Shanika Freeman, Jacksonville State
Emily Chrisitan, Tennessee Tech
Katie Kelly, Eastern Kentucky
Ashley Haynes, Austin Peay

SECOND TEAM

Kandi Brown, Morehead State
Pam O'Connor, Eastern Illinois
Megan Fuqua, Murray State
Sami Jo Cotton, Southeast Missouri
Julie Young, UT Martin

ALL-FRESHMAN

Megen Gearhart, Morehead State
Alex Munday, Samford
Kendall Cavin, Tennessee Tech
Andreika Jackson, UT Martin
Courtney Slaughter, Jacksonville State
Megan Casad, Eastern Illinois

2004-05

FIRST TEAM

Tatiana Conceicao, Southeast Missouri
Emily Christian, Tennessee Tech
Shanika Freeman, Jacksonville State
Miranda Eckerle, Eastern Kentucky
Rebecca Remington, Murray State
Andreika Jackson, UT Martin

SECOND TEAM

Pam O'Connor, Eastern Illinois
Kendall Cavin, Tennessee Tech
Kendra Bailey, Tennessee State
Ashley Haynes, Austin Peay
Candis Cook, Eastern Kentucky
Pam Garrett, Eastern Kentucky

2005-06

FIRST TEAM

Emily Chrisitan, Tennessee Tech
Ashley Haynes, Austin Peay
Tatitana Conceicao, Southeast Missouri
LaKrisha Brown, Morehead State
Joi Scott, Murray State

SECOND TEAM

Megan Sparks, Eastern Illinois
Alex Munday, Samford
Andreika Jackson, UT Martin
Rebecca Haynes, Jacksonville State
Kendall Cavin, Tennessee Tech

ALL-NEWCOMER

Saundra Hale, Austin Peay
LaKrisha Brown, Morehead State
Joi Scott, Murray State
Rachel Galligan, Eastern Illinois
Meagan Lyons, Tennessee Tech

2006-07

FIRST TEAM

Joi Scott, Murray State
Alex Munday, Samford
Kendall Cavin, Tennessee Tech
Lachelle Lyles, Southeast Missouri
Rachel Galligan, Eastern Illinois

SECOND TEAM

Crystal Jones, Eastern Kentucky
LaKrisha Brown, Morehead State
Missy Whitney, Southeast Missouri
Jessica Huffman, Eastern Illinois
Amber Guffey, Murray State

ALL-NECOMER

Jessica Huffman, Eastern Illinois
Crystal Jones, Eastern Kentucky
Missy Whitney, Southeast Missouri
Amanda Green, Morehead State
Jolie Efezokhae, Jacksonville State

2007-08

FIRST TEAM

Ashley Hayes, Murray State
Rachel Galligan, Eastern Illinois
Missy Whitney, Southeast Missouri
Crystal Jones, Eastern Kentucky
Amber Guffey, Murray State
Kendra Appling, Tennessee State

SECOND TEAM

Oby Okafor, Tennessee State
Crystal Fuller, UT Martin
Tarina Nixon, Southeast Missouri
Emily London, Samford
Chynna Bozeman, Morehead State
Kristina Tyler, Tennessee Tech

ALL-NEWCOMER

Cierra Duhart, Jacksonville State
Chynna Bozeman, Morehead State
Emily London, Samford
Dominique Sims, Eastern Illinois
Ashley Herring, Austin Peay

2008-09

FIRST TEAM

Ashley Hayes, Murray State
Rachel Galligan, Eastern Illinois
Amber Guffey, Murray State
Kendra Appling, Tennessee State
Chynna Bozeman, Morehead State

SECOND TEAM

Phyllisha Mitchell, UT Martin
April Thomas, Austin Peay
Brittany Pittman, Morehead State
Tiffany Jackson, Tennessee State
Blair Bowens, Tennessee Tech
Tarina Nixon, Southeast Missouri

ALL-NEWCOMER

Jasmine Smith, Tennessee State
Kayla Drake, Eastern Kentucky
Brittany Wiley, Jacksonville State
Tiffany Hamilton, Morehead State
Whitney Hanley, Austin Peay

2009-10

FIRST TEAM

Chynna Bozeman, Morehead State
Ta'Kenya Nixon, Eastern Illinois
Ashley Herring, Austin Peay
Tacarra Hayes, Tennessee Tech
Oby Okafor, Tennessee State

SECOND TEAM

Maggie Kloak, Eastern Illinois
Alex Jones, Eastern Kentucky
Nicole Jamen, Austin Peay
Dominique Sims, Eastern Illinois
Kayla Vance, Murray State

ALL-NEWCOMER

Ta'Kenya Nixon, Eastern Illinois
Alex Jones, Eastern Kentucky
Kellie Cook, Tennessee Tech
Alecia Weatherly, UT Martin
LaBrica Ward, UT Martin

WOMEN'S BASKETBALL RECORD BOOK

Team – Game

Most Points (one team):	133 - Tennessee Tech vs. Chattanooga (1974-75)
Most Points in one half (one team):	78 - Tennessee Tech vs. Wisconsin-LaCrosse (1974-75)
Most Points (both teams):	216 - Morehead State (110) vs. Eastern Kentucky (106) (1992-93)
Most Field Goals:	58 - Tennessee Tech vs. Chattanooga (1975-76)
Most Field Goals Attempted:	101 - Eastern Kentucky vs. West Virginia Tech (2000-01)
Best Field Goal Percentage:	.804 (33-41) - Tennessee Tech vs. Cincinnati (1980-81)
Most 3-Pointers Made:	19 - Tennessee Tech vs. Tennessee-Martin (2000-01)
Most 3-Pointers Attempted:	49 - Morehead State vs. Presbyterian (2009-10)
Best 3-Point Percentage (minimum 10 made):	.800 (12-15) - Middle Tennessee vs. Tennessee-Martin (1991-92)
Most Free Throws Made:	43 - Eastern Kentucky vs. Murray State (1992-93)
Most Free Throws Attempted:	57 - Morehead State vs. Eastern Kentucky (1998-99)
Best Free Throws Percentage:	1.000 (22-22) - Eastern Kentucky vs. Alaska-Anchorage (2002-03)
	1.000 (22-22) - Tennessee Tech vs. Tennessee State (2003-04)
Most Rebounds:	83 - Morehead State vs. West Virginia State (1986-87)
Most Personal Fouls:	40 - Eastern Kentucky vs. Morehead State (1998-99)
Most Assists:	42 - Eastern Illinois vs. Indiana-Northwest (2003-04)
Most Blocked Shots:	16 - Morehead State vs. Samford (2004-05)
Most Steals:	34 - Tennessee State vs. Jacksonville State (1994-95)
Largest Margin of Victory:	90 - Eastern Illinois (126) vs. Indiana-Northwest (36) (2003-04)

Team – Season

Best Record By Percentage (all games):	.933 (28-2) - Tennessee Tech (1975-67)
Most Wins:	28 - Tennessee Tech (1975-76); Morehead State (1978-79)
Most Losses:	27 - Tennessee State (2005-06)
	27 - UT Martin (2007-08)
Most Consecutive Wins:	22 - Austin Peay (2002-03)
Most Consecutive Losses:	27 - Tennessee State (2005-06)
Most Points:	2,911 - Tennessee Tech (1976-77)
Most Field Goals Made:	1,218 - Tennessee Tech (1976-77)
Most Field Goals Attempted:	2,640 - Tennessee Tech (1976-77)
Best Field Goal Percentage:	.53.0 (1,109-2,092) - Tennessee Tech (1980-81)
Most 3-Pointers Made:	340 - Morehead State (2009-10)
Most 3-Pointers Attempted:	981 - Morehead State (2009-10)
Best 3-Point Percentage (min. 100 made):	.446 (267-599) - Tennessee Tech (2000-01)
Most Free Throws Made:	595 - Eastern Illinois (2009-10)
Best Free Throw Percentage:	.82.6 (550-666) - Murray State (2008-09)
Most Rebounds:	1,944 - Tennessee Tech (1974-75)
Most Personal Fouls:	716 - Tennessee Tech (1974-75)
Most Assists:	673 - Middle Tennessee (1985-86)
Most Blocked Shots:	202 - Morehead State (2008-09)
Most Steals:	443 - Tennessee Tech (1978-79)

Individual - Game

Most Points:	51 - Carolyn Aldridge, Tennessee State (vs. Wake Forest, 1994-95)
Most Field Goals Made:	20 - Tawana Mucker, Middle Tennessee (vs. Mississippi College, 1988-89)
Most Field Goals Attempted:	33 - Liz Hannah, Middle Tennessee (vs. Western Kentucky, 1976-77)
Best Field Goal Percentage (min. 10 made):	1.000 (12-12) - Cheryl Talyor, Tennessee Tech (vs. Southern Illinois, 1987-88)
	1.000 (12-12) - Kristi Brown, Middle Tennessee (vs. Tennessee Tech, 1992-92); Emily Christian, Tennessee Tech (vs. Alabama, 2004-05)
Most 3-Pointers Made:	10 - Stefanie Holbrook, Tennessee Tech (vs. Eastern Illinois, 2004-05)
Most 3-Pointers Attempted:	20 - Chynna Bozeman, Morehead State (at Tennessee State, 2009-10)
Best 3-Point Percentage (min. 6 made):	1.000 (8-8) - Kristi Brown, Middle Tennessee (vs. Tennessee Tech, 1991-92)
Most Free Throws Made:	23 - Lori Chase, Southeast Missouri (vs. Tennessee Tech, 2001-02)
Most Free Throws Attempted:	27 - Michelle Wenning, Murray State (vs. Eastern Kentucky, 1990-91)
Best Free Throw Percentage (minimum 15 attempts):	1.000 (17-17) Chynna Bozeman, Morehead State (at Tennessee State, 2009-10)
Most Consecutive Free Throws Made:	17 - Chynna Bozeman, Morehead State (at Tennessee State, 2009-10)
Most Rebounds:	32 - Lachelle Lyles, Southeast Missouri (vs. Tennessee State, 2006-07)
Most Assists:	22 - Shawn Monday, Tennessee Tech (vs. Morehead State (1987-88)
Most Blocked Shots:	13 - Shelly Johnson, Morehead State (vs. Samford, 2004-05)
Most Steals:	13 - Ann Thomas, Tennessee State (vs. Monmouth (NJ), 1990-91)

Individual – Season

Most Points:	1,011 - Jerilynn Harper, Tennessee Tech (1980-81)
Best Point Average:	29.7 - Jerilynn Harper, Tennessee Tech (1980-81)
Most Field Goals Made:	410 - Jerilynn Harper, Tennessee Tech (1980-81)
Best Field Goal Percentage:	71.7 (185-258) - Renay Adams, Tennessee Tech (1990-91)
Most Consecutive Field Goals Made:	23 - Renay Adams, Tennessee Tech (1990-91)
Most 3-Pointers Made:	121 - Chynna Bozeman, Morehead State (2009-10)
Most 3-Pointers Attempted:	315 - Carolyn Aldridge, Tennessee State (1994-95)
Best 3-Point Percentage (minimum 1.5 made per game):	.536 (30-56) - Kayla Lowe, Murray State (2009-10)
Most Free Throws Made:	249 - Janet Holt, Tennessee Tech (2000-01)
Most Free Throw Attempts:	291 - Janet Holt, Tennessee Tech (2000-01)
Best Free Throw Percentage:	94.1 - Paula Corder, Southeast Missouri (1998-90)
Most Consecutive Free Throws Made:	44 - Paige Guffey, Murray State (2008-09)
Most Rebounds:	527 - Lachelle Lyles, Southeast Missouri (2006-07)
Best Rebound Average:	17.0 - Lachelle Lyles, Southeast Missouri (2006-07)
Most Assists:	270 - Chris Moye, Tennessee Tech (1985-86)
Most Blocked Shots:	164 - Brittany Pittman, Morehead State (2008-09)
Most Steals:	131 - Teresa McNair, Eastern Kentucky (2002-03)

Individual – Career

Most Points :	2,526 - Cheryl Taylor, Tennessee Tech (1983-1987)
Best Point Average:	24.3 - Jerilynn Harper, Tennessee Tech (1979-82)
Most Field Goals Made	1,025 - Cheryl Talyor, Tennessee Tech (1983-87)
Most Field Goals Attempted:	1,964 - Pam Chambers, Tennessee Tech (1976-80)
Best Field Goal Percentage:	.644 - Renay Adams, Tennessee Tech (1987-91)
Most 3-Pointers Made:	248 - Kandi Brown, Morehead State (2000-04)
Most 3-Pointers Attempted:	713 - Carolyn Aldridge, Tennessee State (1993-95)
Best 3-Point Percentage (minimum 100 made):	.446 (224-502) - Heather Prater, Middle Tennessee (1993-96)
Most Free Throws Made:	748 - Janet Holt, Tennessee Tech (1998-02)
Most Free Throws Attempted:	905 - Janet Holt, Tennessee Tech (1998-02)
Best Free Throw Percentage:	.938 - Paula Corder-King, Southeast Missouri (1998-00)
Most Rebounds:	1,532 - Cherly Hendrix, Middle Tennessee (1983-87)
Best Rebound Average:	13.8 - Robin Hendrix, Middle Tennessee (1980-82)
Most Assists:	823 - Shawn Monday, Tennessee Tech (1986-90)
Most Blocked Shots:	287 - Brittany Pittman, Morehead State (2007-09)
Most Steals:	406 - Teresa McNair, Eastern Kentucky (1999-03)



Morehead State's Chynna Bozeman set a new OVC single-season record for three-pointers made with 121 which was also fourth highest in NCAA Division I history.



Morehead State's Brittany Pittman set a new single-season NCAA mark with an OVC record 164 blocks in 2008-09. She also set a new league career record with 287.

WOMEN'S BASKETBALL CAREER TOP 10 LISTS

MOST POINTS SCORED

1. 2,526 Cheryl Taylor, Tennessee Tech (1983-87)
2. 2,508 Brooke Armistead, Austin Peay (1999-03)
3. 2,420 Janet Holt, Tennessee Tech (1998-02)
4. 2,324 Dorothy Bowers, Youngstown State (1984-88)
5. 2,287 Sheila Smith, Murray State (1985-89)
6. 2,238 Jerilynn Harper, Tennessee Tech (1979-82)
7. 2,176 Gray C. Harris, Southeast Missouri (1992-96)
8. 2,166 Diane Seng, Tennessee Tech (1996-00)
9. 2,148 Kim Webb, Middle Tennessee (1984-87)
10. 2,144 Pam Chambers, Tennessee Tech (1976-80)

SCORING AVERAGE

1. 24.3 Jerilynn Harper, Tennessee Tech (1979-82)
2. 21.5 Dorothy Bowers, Youngstown State (1984-88)
3. 21.2 Angela Moorehead, Tennessee Tech (1988-91)
4. 21.1 Cheryl Taylor, Tennessee Tech (1983-87)
- 21.1 Joi Scott, Murray State (2005-07)
6. 20.9 Brooke Armistead, Austin Peay (1999-03)
7. 20.6 Kim Mayes, Eastern Kentucky (1993-95)
9. 20.5 Gray C. Harris, Southeast Missouri (1992-96)
9. 20.3 Rochelle Vaughn, Tennessee Tech (1991-93)
10. 19.8 Shandra Maxwell, Austin Peay (1986-90)

REBOUND AVERAGE

1. 13.8 Robin Hendrix, Middle Tennessee (1980-82)
2. 13.7 Donna Murphy, Morehead State (1976-80)
3. 13.2 Jackie Mounts, Murray State (1975-79)
4. 12.8 Cheryl Taylor, Tennessee Tech (1983-87)
5. 11.4 Priscilla Blackford, Morehead State (1980-83)
6. 11.2 Donna Stephens, Morehead State (1978-82)
7. 11.0 Stephanie Minor, Murray State (1994-97)
8. 10.7 Golena Rucker, Austin Peay (1978-81)
9. 10.6 Holly Seimetz, Youngstown State (1978-82)
10. 10.4 Shandra Maxwell, Austin Peay (1986-90)

FIELD GOAL PERCENTAGE

1. .644 Renay Adams, Tennessee Tech (1987-91)
2. .626 Roschelle Vaughn, Tennessee Tech (1991-93)
3. .620 Diane Seng, Tennessee Tech (1996-00)
4. .617 Lydia Sawney, Tennessee Tech (1981-83)
5. .589 Jerilynn Harper, Tennessee Tech (1979-82)
6. .586 Caremen Dowdell, Tennessee Tech (1977-80)
- .586 Pam O'Connor, Eastern Illinois (2001-05)
7. .570 Cheryl Taylor, Tennessee Tech (1983-87)
- .570 Joi Scott, Murray State (2005-07)
9. .556 Connie Swift, Tennessee State (1992-97)
10. .561 Michelle Wenning, Murray State (1987-91)
- .561 Stephanie Minor, Murray State (1994-97)

FREE THROW PERCENTAGE (min. of 2 made per games played)

1. .938 Paula Corder-King, Southeast Missouri (1998-00)
2. .915 Kandi Brown, Morehead State (2000-04)
3. .875 Katie Kelly, Eastern Kentucky (2000-04)
4. .874 Lisa Goodin, Eastern Kentucky (1980-84)
5. .871 Amber Guffey, Murray State (2005-09)
6. .862 Chrissy Roberst, Eastern Kentucky (1996-98)
7. .855 Laura Shelton, Eastern Kentucky (2002-06)
8. .846 Melissa Huffman, Murray State (1986-90)
9. .843 Jane Ross, Middle Tennessee (1984-87)
10. .839 Crystal Jones, Eastern Kentucky (2006-08)

THREE-POINTERS MADE

1. 258 Kera Bergeron, Austin Peay (2002-05)
2. 248 Kandi Brown, Morehead State (2000-04)
3. 243 Paige Smith, Austin Peay (1999-03)
4. 234 Tarah Combs, Morehead State (2004-07)
5. 225 Allison Clark, Tennessee Tech (1999-02)
6. 224 Heather Prater, Middle Tennessee (1990-93)
7. 210 Amber Guffey, Murray State (2005-09)
8. 206 Kristi Brown, Middle Tennessee (1990-93)
9. 182 Sherry Tucker, Middle Tennessee (1992-95)
10. 176 Rachael Gobble, Tennessee Tech (1998-01)

THREE-POINTERS ATTEMPTED

1. 722 Paige Smith, Austin Peay (1999-03)
2. 695 Kera Bergeron, Austin Peay (2002-03)
3. 660 Tara Combs, Morehead State (2004-07)
4. 652 Kandi Brown, Morehead State (2000-03)
5. 579 Krisit Brown, Middle Tennessee (1990-93)
6. 562 Kelly Chevez, Austin Peay (1997-02)
7. 555 Allison Clark, Tennessee Tech (1999-02)
8. 530 Amber Guffey, Murray State (2005-09)
9. 525 Sherry Tucker, Middle Tennessee (1992-95)
10. 502 Heather Prater, Middle Tennessee (1993-95)

ASSISTS

1. 822 Shawn Monday, Tennessee Tech (1986-90)
2. 665 Misty Garrett, Tennessee Tech (1998-02)
3. 644 Cecilia Ramsey, Tennessee Tech (1987-91)
4. 631 Chris Moye, Tennessee Tech (1982-86)
5. 605 Heather Prater, Middle Tennessee (1993-96)
6. 587 Pam Chambers, Tennessee Tech (1976-80)
7. 573 Danielle Carson, Youngstown State (1982-86)
8. 538 Kelly Chavez, Austin Peay (1997-02)
9. 533 Margaret Peters, Youngstown State (1981-85)
10. 512 Amber Guffey, Murray State (2005-09)

STEALS

1. 406 Teresa McNair, Eastern Kentucky (1999-03)
2. 327 Angie Cox, Eastern Kentucky (1988-92)
3. 324 Pam Chambers, Tennessee Tech (1976-80)
4. 302 Connie Swift, Tennessee State (1992-97)
5. 294 Kim Webb, Middle Tennessee (1984-87)
6. 288 Danielle Carson, Youngstown State (1982-86)
7. 255 Kendra Appling, Tennessee State (2005-09)
8. 254 Chris Moye, Tennessee Tech (1986-90)
9. 249 Shawn Monday, Tennessee Tech (1986-90)
- 249 Margaret Peters, Youngstown State (1981-85)

BLOCKS

1. 287 Brittany Pittman, Morehead State (2007-09)
1. 223 Gerlonda Hardin, Austin Peay (2000-04)
2. 205 Tasha Gales, Morehead State (1999-03)
3. 194 Melinda Clayton, Tennessee Tech (1986-90)
4. 190 Kay Wilbanks, Middle Tennessee (1984-86)
5. 185 Rachel Galligan, Eastern Illinois (2005-09)
- 185 Jane Lockin, Western Kentucky (1979-82)
7. 173 Holly Hoover, Middle Tennessee (1984-82)
8. 158 Shelly Johnson, Morehead State (2002-06)
9. 130 Terrance Oglesby, Tennessee Tech (1992-96)
10. 128 Emily Christian, Tennessee Tech (2002-05)

WOMEN'S BASKETBALL SEASON TOP 10 LISTS

MOST POINTS SCORED

1. 1,011 Jerilynn Harper, Tennessee Tech (1980-81)
2. 831 Jerilynn Harper, Tennessee Tech (1981-82)
3. 793 Cheryl Taylor, Tennessee Tech (1986-87)
4. 783 Dorothy Bowers, Youngstown State (1987-88)
5. 746 Cheryl Taylor, Tennessee Tech (1985-86)
6. 738 Janet Holt, Tennessee Tech (2000-01)
7. 723 Ashley Hayes, Murray State (2008-09)
8. 719 Kim Mays, Eastern Kentucky (1994-95)
9. 714 Janet Holt, Tennessee Tech (2001-02)
10. 713 Gray C. Harris, Southeast Missouri (1995-96)

SCORING AVERAGE

1. 29.7 Jerilynn Harper, Tennessee Tech (1980-81)
2. 28.4 Wanda Grant, Youngstown State (1980-81)
3. 28.0 Dorothy Bowers, Youngstown State (1987-88)
4. 26.8 Jerilynn Harper, Tennessee Tech (1987-88)
5. 26.4 Gray C. Harris, Southeast Missouri (1995-96)
6. 25.7 Kim Mays, Eastern Kentucky (1994-95)
7. 25.6 Cheryl Taylor, Tennessee Tech (1994-95)
8. 24.7 Dorothy Bowers, Youngstown State (1986-87)
9. 25.6 Janet Holt, Tennessee Tech (2000-01)
10. 24.2 Gray C. Harris, Southeast Missouri (1994-95)

REBOUND AVERAGE

1. 17.4 Donna Murphey, Morehead State (1976-77)
2. 17.0 Lachelle Lyles, Southeast Missouri (2006-07)
3. 15.4 Robn Hendrix, Middle Tennessee (1980-81)
4. 15.2 Donna Murphey, Morehead State (1977-78)
- 15.2 Wanda Grant, Youngstown State (1980-81)
6. 13.9 Jackie Mounts, Murray State (1978-79)
7. 13.6 Cheryl Taylor, Tennessee Tech (1984-85)
8. 13.4 Ashley Haynes, Austin Peay (2005-06)
9. 13.3 Cheryl Taylor, Tennessee Tech (1985-86)
10. 12.9 Donna Stephens, Morehead State (1978-79)
- 12.9 Priscilla Blackford, Morehead State (1981-82)
- 12.9 Holly Seimetz, Youngstown State (1981-82)

FIELD GOAL PERCENTAGE

1. .717 Renay Adams, Tennessee Tech (1990-91) (1st in NCAA)
2. .678 Diane Seng, Tennessee Tech (1996-97) (1st in NCAA)
3. .668 Lydia Sawney, Tennessee Tech (1982-83) (1st in NCAA)
4. .646 Renay Adams, Tennessee Tech (1987-88) (2nd in NCAA)
- .646 Rochelle Vaughn, Tennessee Tech (1992-93)
6. .642 Debra Ames, Morehead State (1975-76)
7. .640 Carmen Dowdwell, Tennessee Tech (1978-79)
8. .636 Amy Kieckbusch, Morehead State (1996-97) (5th in NCAA)
9. .628 Jerilynn Harper, Tennessee Tech (1980-81)
10. .626 Jamie Thomatis, Middle Tennessee (1998-99) (6th in NCAA)

FREE THROW PERCENTAGE

1. .941 Paula Corder, Southeast Missouri (1998-99) (1st in NCAA)
2. .938 Melissa Huffman, Murray State (1989-90)
3. .937 Kandi Brown, Morehead State (2001-02) (2nd in NCAA)
- .937 Kandi Brown, Morehead State (2002-03) (2nd in NCAA)
5. .932 Paula Corder-King, SE Missouri (1999-00) (1st in NCAA)
6. .913 Lisa Goodin, Eastern Kentucky (1982-83)
7. .904 Kandi Brown, Morehead State (2000-01) (2nd in NCAA)
8. .903 Kristy Cromer, Eastern Kentucky (1987-88)
9. .902 Kelly Pendelton, Tennessee-Martin (2000-01) (3rd in NCAA)
10. .900 Janet Ross, Middle Tennessee (1986-87)
- .900 Laura Shelton, Eastern Kentucky (2005-06)

THREE-POINTERS MADE

1. 121 Chynna Bozeman, Morehead State (2009-10)
2. 105 Kera Bergeron, Austin Peay (2003-04)
3. 95 Chynna Bozeman, Morehead State (2008-09)
4. 95 Tarah Combs, Morehead State (2007-08)
5. 86 Allison Clark, Tennessee Tech (2000-01)
- 86 Blair Bowens, Tennessee Tech (2008-09)
7. 85 Mitzi Rice, Tennessee Tech (1989-90)
8. 84 Chrissy Robert, Eastern Kentucky (1996-97)
- 84 Sandy Brown, Middle Tennessee (1988-89)
10. 82 Kera Bergeron, Austin Peay (2004-05)
- 82 Sandy Brown, Middle Tennessee (1988-89)

THREE-POINTERS ATTEMPTED

1. 344 Chynna Bozeman, Morehead State (2009-10)
2. 277 Kera Bergeron, Austin Peay (2003-04)
3. 251 Tarah Combs, Morehead State (2007-08)
4. 236 Kera Bergeron, Austin Peay (2004-05)
5. 234 Samantha Young, Eastern Kentucky (1995-96)
6. 227 Dana Bilyeu, Tennessee Tech (1992-93)
7. 226 Sandy Brown, Middle Tennessee (1988-89)
8. 213 Sherry Tucker, Middle Tennessee (1994-95)
- 213 Blair Bowens, Tennessee Tech (2008-09)
10. 208 Dana Bilyeu, Tennessee Tech (1991-92)

ASSISTS

1. 270 Chris Moye, Tennessee Tech (1985-86)
2. 269 Danielle Carson, Youngstown State (1985-86)
3. 225 Shawn Monday, Tennessee Tech (1986-87)
4. 225 Cecilia Ramsey, Tennessee Tech (1990-91)
5. 215 Shawn Monday, Tennessee Tech (1986-87)
6. 193 Teresa Ruby, Morehead State (1984-85)
7. 185 Heather Prater, Middle Tennessee (1994-95)
8. 178 Kelly Chavez, Austin Peay (2000-01)
- 178 Irene Moore, Morehead State (1980-81)
10. 176 Jeanne Hinchee, Austin Peay (1979-80)

STEALS

1. 131 Teresa McNair, Eastern Kentucky (2002-03)
2. 113 Angie Cox, Eastern Kentucky (1991-92)
3. 105 Angie Cox, Eastern Kentucky (1990-91)
4. 104 Pam Chambers, Tennessee Tech (1978-79)
5. 100 Connie Swift, Tennessee State (1996-97)
6. 99 Teresa McNair, Eastern Kentucky (2001-02)
7. 97 Tessa Fields, UT Martin (1997-98)
- 97 Ann Thomas, Tennessee State (1989-89)
9. 93 Teresa McNair, Eastern Kentucky (1999-00)
10. 91 Danielle Carson, Youngstown State (1985-86)
- 91 Kim Webb, Middle Tennessee (1985-86)

BLOCKS

1. 164 Brittany Pittman, Morehead State (2008-09)
2. 123 Brittany Pittman, Morehead State (2007-08)
3. 75 Shelly Johnson, Morehead State (2004-05)
4. 73 Jane Lockin, Western Kentucky (1980-81)
5. 67 Shelly Johnson, Morehead State (2003-04)
6. 61 Rachel Galligan, Eastern Illinois (2005-06)
7. 59 Gerlonda Hardin, Austin Peay (2003-04)
8. 58 Mechelle Shelton, Murray State (1992-93)
- 57 Gerlonda Hardin, Austin Peay (2002-03)
- 57 Tasha Gales, Morehead State (2001-02)
- 57 Tasha Gales, Morehead State (1999-00)

Scoring					Rebounding				
YEAR	PLAYER, SCHOOL	G	PTS	AVG	YEAR	PLAYER, SCHOOL	G	REB	AVG
1981-82	Jerilynn Harper, TTU	31	831	26.8	1981-82	Priscilla Blackford, MOR	29	319	11.0
1982-83	Priscilla Blackford, MOR	29	560	19.3	1982-83	Priscilla Blackford, MOR	29	375	12.9
1983-84	Karen Hubert, MUR	26	494	19.0	1983-84	Cheryl Taylor, TTU	26	317	12.2
1984-85	Cheryl Taylor, TTU	28	572	18.3	1984-85	Cheryl Taylor, TTU	28	371	13.6
1985-86	Cheryl Taylor, TTU	32	746	23.3	1985-86	Cheryl Taylor, TTU	32	425	13.3
1986-87	Cheryl Taylor, TTU	31	793	25.6	1986-87	Cheryl Taylor, TTU	31	374	12.1
1987-88	Dorothy Bowers, YSU	27	755	28.0	1987-88	Dorothy Bowers, YSU	27	314	11.6
1988-89	Sheila Smith, MUR	31	663	21.4	1988-89	Ann Thomas, TSU	27	277	10.3
1989-90	Angela Moorehead, TTU	31	595	20.5	1989-90	Ann Thomas, TSU	26	290	11.2
1990-91	Angela Moorehead, TTU	30	690	23.0	1990-91	Julie Magrane, MOR	26	260	10.0
1991-92	Priscilla Robinson, MTSU	28	578	20.7	1991-92	Fondeolyn Garner, MUR	27	296	11.0
1992-93	Roschelle Vaughn, TTTU	29	663	22.9	1992-93	Roschelle Vaughen, TSU	29	291	10.0
1993-94	Jennifer Parker, MUR	26	570	21.9	1993-94	Gray C. Harris, SEMO	27	290	10.7
1994-95	Kim Mays, ECU	28	719	25.7	1994-95	Stephaine Minor, MUR	21	245	11.7
1995-96	Gray C. Harris, SEMO	25	653	26.1	1995-96	Laphelia Doss, ECU	23	266	11.6
1996-97	Amy Kieckbusch, MOR	28	670	23.9	1996-97	Stephaine Minor, MUR	27	288	10.7
1997-98	Diana Seng, TTU	28	465	17.7	1997-98	Jamie Koester, SEMO	28	234	8.7
1998-99	Zabrina Harris, UTM	31	599	19.3	1998-99	Danelle Watts, MUR	27	245	9.1
1999-00	Brooke Armistead, APSU	30	608	20.3	1999-00	Monika Gadson, MUR	29	260	9.0
2000-01	Janet Holt, TTU	30	738	24.6	2000-01	Jana Holt, TTU	30	295	9.8
2001-02	Brooke Armistead, APSU	31	687	22.2	2001-02	Jana Holt, TTU	30	251	8.4
2002-03	Brooke Armistead, APSU	28	528	18.9	2002-03	DeVonda Williams, MOR	28	246	8.8
2003-04	Emily Christian, TTU	27	552	20.4	2003-04	Shanika Freeman, JSU	27	275	10.2
2004-05	Emily Christian, TTU	29	566	19.5	2004-05	Shanika Freeman, JSU	26	226	8.7
2005-06	Emily Christian, TTU	32	686	21.4	2005-06	Ashley Haynes, APSU	28	374	13.4
2006-07	Joi Scott, MUR	26	565	21.7	2006-07	Lachelle Lyles, SEMO*	31	527	17.0
2007-08	Rachel Galligan, EIU	27	500	18.5	2007-08	Phyllisha Mitchell, UTM	30	274	9.1
2008-09	Ashley Hayes, MUR	32	723	22.6	2008-09	Phyllisha Mitchell, UTM	29	372	12.8
2009-10	Chynna Bozeman, MOR	33	648	19.6	2009-10	Ashar Harris, MOR	32	300	9.4

Assists					Steals				
YEAR	PLAYER, SCHOOL	G	AST	AVG	YEAR	PLAYER, SCHOOL	G	STL	AVG
1981-82	Anita Myers, TTU	31	156	5.0	1981-82	Tina Wermuth, ECU	30	68	2.3
1982-83	Anita Myers, TTU	27	168	6.2	1982-83	Margaret Peters, YSU	27	85	3.1
1983-84	Margaret Peters, YSU	24	151	6.3	1983-84	Kim Webb, MTSU	26	57	2.2
1984-85	Chris Moye, TTU	32	270	8.4	1984-85	Kim Webb, MTSU	30	80	2.7
1985-86	Danielle Carson, YSU	28	269	9.6	1985-86	Danielle Carson, YSU	28	91	3.3
1986-87	Shawn Monday, TTU	31	225	7.3	1986-87	Shawn Monday, TTU	31	79	2.5
1987-88	Carol Nee, YSU	27	187	6.9	1987-88	Carol Nee, YSU	27	73	2.7
1988-89	Shawn Monday, TTU	30	205	6.8	1988-89	Ann Thomas, TSU	27	97	3.6
1989-90	Shawn Monday, TTU	31	215	6.9	1989-90	Tracie Mason, APSU	26	85	3.3
1990-91	Cecillia Ramesy, TTU	30	220	7.3	1990-91	Angie Cox, ECU	27	105	3.9
1991-92	Angie Cox, ECU	29	164	5.6	1991-92	Angie Cox, ECU	29	113	3.9
1992-93	Dana Bilyeu, TTU	29	176	6.1	1992-93	Maisha Thomas, ECU	27	70	2.9
1993-94	Stacey Spake, MOR	27	145	5.4	1993-94	Carolyn Aldridge, TSU	29	73	2.5
1994-95	Heather Prater, MTSU	28	185	6.6	1994-95	Connie Swift, TSU	29	85	2.9
1995-96	Samantha Young, ECU	23	138	6.0	1995-96	Hilary Swisher, MOR	25	68	2.7
1996-97	Jess Laska, EIU	27	142	5.3	1996-97	Connie Swift, TSU	27	100	3.7
1997-98	Tessa Fields, UTM	28	161	5.8	1997-98	Tessa Fields, UTM	28	97	3.5
1998-99	Tessa Fields, UTM	29	154	5.3	1998-99	Heather Bates, MUR	27	84	3.1
1999-00	Misty Garrett, TTU	32	178	5.6	1999-00	Teresa McNair, ECU	28	93	3.3
2000-01	Misty Garrett, TTU	30	209	7.0	2000-01	Teresa McNair, ECU	28	83	3.0
2001-02	Misty Garrett, TTU	30	183	6.1	2001-02	Teresa McNair, ECU	31	99	3.2
2002-03	Katie Kelly, ECU	29	130	4.5	2002-03	Teresa McNair, ECU*	29	130	4.5
2003-04	Sarah Costello, SEMO	29	144	4.97	2003-04	Lakisha Clay, TSU	26	62	2.4
2004-05	Shaleea Petty, MUR	28	119	4.25	2004-05	Quanecia Fletcher, TSU	28	76	2.71
2005-06	LaTonya McKinney, JSU	28	114	4.07	2005-06	Saundra Hale, APSU	28	71	2.54
2006-07	Stacey Strayer, MOR	29	145	5.00	2006-07	Jheri Booker, TSU	28	70	2.50
2007-08	Ashley McGee, APSU	29	141	5.21	2007-08	Shaleea Petty, MUR	31	82	2.65
2008-09	Amber Guffey, MUR	32	164	5.1	2008-09	Phyllisha Mitchell, UTM	29	70	2.4
2009-10	mallory Luckett, MUR	30	165	5.5	2009-10	Ta'Kenya Nixon, EIU	34	71	2.1

Field Goal Percentage

YEAR	PLAYER, SCHOOL	FG	FGA	PCT
1981-82	Jerilynn Harper, TTU	343	601	.571
1982-83	Lydia Sawney, TTU*	167	250	.668
1983-84	Tina Cottle, ECU	167	295	.566
1984-85	Kim Webb, MTSU	221	388	.570
1985-86	Cheryl Taylor, TTU	318	519	.613
1986-87	Melinda Clayton, TTU	149	259	.552
1987-88	Renay Adams, TTU	184	280	.657
1988-89	Tawanya Mucker, MTSU	242	418	.579
1989-90	Melinda Clayton, TTU	171	300	.570
1990-91	Renay Adams, TTU*	185	258	.717
1991-92	Roschelle Vaughn, TTU	216	359	.602
1992-93	Roschelle Vaughn, TTU	272	421	.646
1993-94	Connie Swift, TSU	154	276	.558
1994-95	Connie Swift, TSU	189	317	.596
1995-96	Jonelda Buck, MTSU	168	272	.618
1996-97	Diana Seng, TTU*	257	379	.688
1997-98	Diane Seng, TTU	190	304	.625
1998-99	Jamie Thomatis, MTSU	149	238	.626
1999-00	Diane Seng, TTU	217	375	.579
2000-01	Gerlonda Hardin, APSU	136	218	.624
2001-02	Gerlonda Hardin, APSU	192	315	.610
2002-03	Gerlonda Hardin, APSU	198	212	.635
2003-04	Gerlonda Hardin, APSU	223	367	.608
2004-05	Pam O'Connor, EIU	164	274	.599
2005-06	Ashley Haynes, APSU	184	328	.561
2006-07	Kellea Reeves, APSU	115	197	.584
2007-08	Cierra Duhart, JSU	138	239	.577
2008-09	Rachel Galligan, EIU	224	394	.569
2009-10	Danielle Vaughn, JSU	81	156	.533

Free Throw Percentage

YEAR	PLAYER, SCHOOL	FT	FTA	PCT
1981-82	Lisa Goodin, ECU	109	128	.852
1982-83	Lisa Goodin, ECU*	147	161	.913
1983-84	Kristal Holmes, APSU	64	76	.842
1984-85	Mary Jo Vodenichar, YSU	84	103	.816
1985-86	Dorothy Taylor, APSU	94	119	.790
1986-87	Cheryl Taylor, TTU	135	168	.804
1987-88	Stephanie Coie, YSU	29	34	.853
1988-89	Sandy Brown, MTSU	56	68	.824
1989-90	Melissa Huffman, MUR	61	65	.938
1990-91	Beth Ousley, MOR	71	84	.845
1991-92	Sherita Joplin, MOR	71	84	.845
1992-93	Jennifer Parker, MUR	116	137	.847
1993-94	Georgia Vaughan, APSU	65	74	.878
1994-95	Heather Prater, MTSU	91	105	.867
1995-96	Heather Prater, MTSU	77	87	.885
1996-97	Becky Crowe, UTM	75	91	.824
1997-98	Chrissy Roberts, ECU	91	102	.892
1998-99	Paula Corder, SEMO*	111	118	.941
1999-00	Paula Corder-King, SEMO*	69	74	.932
2000-01	Kandi Brown, MOR	75	83	.904
2001-02	Kandi Brown, MOR*	74	79	.937
2002-03	Kandi Brown, MOR	104	111	.937
2003-04	Kandi Brown, MOR	104	117	.889
2004-05	Tynisha Alexander, TTU	109	122	.893
2005-06	Laura Shelton, ECU	126	140	.900
2006-07	Nicole Holeman, UTM	69	77	.896
2007-08	Crystal Jones, ECU	88	97	.907
2008-09	Amber Guffey, MUR	122	137	.891
2009-10	Alecia Weatherly, UTM	105	125	.840

Blocked Shots

YEAR	PLAYER, SCHOOL	3FG	3FGA	PCT
1987-88	Kelly Downs, MOR	42	86	.488
1988-89	Christy Scruggs, MTSU	46	125	.368
1989-90	Mitzi Rice, TTU	85	204	.417
1990-91	Angie Cox, ECU	65	147	.442
1991-92	Beth Ousley, MOR	70	77	.395
1992-93	Heather Prater, MTSU	46	90	.511
1993-94	Julie Meier, SEMO	68	147	.463
1994-95	Heather Prater, MTSU*	69	135	.511
1995-96	Heather Prater, MTSU	43	105	.410
1996-97	Chrissy Roberts, ECU*			.488
1997-98	Chrissy Roberts, ECU	67	146	.459
1998-99	Cortney Neeley, MTSU	29	63	.460
1999-00	Kristy Roherty, SEMO	42	91	.462
2000-01	Andrea Brown, TTU	58	116	.500
2001-02	Kelly Pendleton, UTM	57	139	.410
2002-03	Travece Turner, MOR	52	123	.423
2003-04	Chelsee Insell, SAM	62	141	.440
2004-05	Ashley Cazee, ECU	56	113	.496
2005-06	Laura Shelton, ECU	36	77	.468
2006-07	Nicole Holeman, UTM	31	122	.410
2007-08	Emily London, SAM	60	123	.488
2008-09	Megan Edwards, EIU	53	131	.405
2009-10	Mallory Luckett, MUR	45	103	.437

YEAR	PLAYER, SCHOOL	G	BLK	AVG
1981-82	Holly Hoover, MTSU	25	57	2.3
1982-83	Holly Hoover, MTSU	31	75	2.4
1983-84	Holly Hoover, MTSU	25	37	1.5
1984-85	Kay Willbanks, MTSU	30	77	2.7
1985-86	Kay Willbanks, MTSU	29	64	2.2
1986-87	Melinda Clayton, TTU	31	51	1.6
1987-88	Jeannie Pollmann, MUR	25	47	1.9
1988-89	Tina Gillery, TSU	27	54	2.0
1989-90	Tina Gillery, TSU	25	45	1.8
1990-91	Renay Adams, TTU	30	40	1.3
1991-92	Kim Stout, TTU	30	47	1.6
1992-93	Mechelle Shelton, MUR	25	58	2.3
1993-94	Taryn Slattery, TTU	29	55	1.9
1994-95	Crystal Marshall, TSU	29	38	1.3
1995-96	Aman Behrenbrinker, APSU	25	33	1.3
1996-97	Diana Seng, TTU	29	40	1.4
1997-98	Jamie Koester, SEMO	27	35	1.3
1998-99	Chastity Bohannon, UTM	31	37	1.2
1999-00	Allison Iverson, SEMO	27	39	1.4
2000-01	Gerlonda Hardin, APSU	31	56	1.8
2001-02	Tasha Gales, MOR	29	57	2.0
2002-03	Gerlonda Hardin, APSU	31	57	1.8
2003-04	Shelly Johnson, MOR	28	67	2.39
2004-05	Shelly Johnson, MOR	25	75	3.0
2005-06	Rachel Galligan, EIU	29	61	2.10
2006-07	Rachel Galligan, EIU	29	46	1.59
2007-08	Brittany Pittman, MOR	30	123	4.10
2008-09	Brittany Pittman, MOR*	29	164	5.7
2009-10	Jessica Holder, MUR	30	45	1.5

* - Indicates led Division I in that category

ALL-TIME WOMEN'S BASKETBALL PLAYERS OF THE WEEK

1978-79

Player

12/12 Donna Murphy, MOR
12/19 Jackie Mounts, MUR
1/09 Pam Chambers, TTU
1/16 Jackie Mounts, MUR
1/23 Pam Chamber, TTU
1/30 Donna Stephens, MOR
2/06 Pam Chamber, TTU
2/13 Donna Stephens, MOR
2/20 Carmen Dowell, TTU

Freshman

2/13 Shari Price - WKU

1979-80

Player

12/10 Donna Murphy, MOR
12/18 Alicia Polson, WKU
1/07 Ester Coleman, MTSU
1/14 Donna Murphy, MOR
1/21 Carmen Dowdell, TTU
2/04 Pam Chamber, TTU
2/11 Donna Murphy, MOR
2/18 Pam Chamber, TTU
2/25 Donna Murphy, MOR

Freshman

12/10 Tina Wermuth, ECU
12/18 No Selection
1/07 Golena Rucker, APSU
1/14 Holly Hoover, TTU
1/21 Ester Coleman, MTSU
2/04 Ester Coleman, MTSU
2/11 Holly Hoover, TTU
2/18 Holly Hoover, TTU
2/25 Lisa Justice, MTSU

1980-81

Player

12/08 N/A
12/15 Jerilynn Harper, TTU
1/06 Jerilynn Harper, TTU
1/12 Robin Hendrix, MTSU
1/19 Donna Stephens, MOR
1/26 Jerilynn Harper, TTU
Robin Hendrix, MTSU
2/02 Jerilynn Harper, TTU
2/09 Donna Stephens, MOR
2/17 Jane Lockin, WKU
2/23 Laurie Heltsley, WKU

Freshman

12/08 N/A
12/15 No Selection
1/06 No Selection
1/12 Lisa Goodin, ECU
1/19 Diane Depp, WKU
1/26 No Selection
2/02 Priscilla Blackford, MOR
2/09 Tina Cottle, APSU
2/17 No Selection
2/23 Mina Todd, MUR

1981-82

Player

12/07 Jerilynn Harper, TTU
12/14 Jennifer McFall, MTSU
12/21 Donna Stephens, MOR
1/05 Diane Depp, WKU
1/11 Priscilla Blackford, MOR
1/18 Donna Stephens, MOR
1/25 Jerilynn Harper, TTU
2/01 Jerilynn Harper, TTU
2/08 Lillie Mason, WKU
2/15 Chance Dugan, ECU
2/22 Jennifer McFall, MTSU

Freshman

12/07 Lillie Mason, WKU
12/14 Loni Gillett, MOR
12/21 Susan Wright, APSU

1/05 Kathy Jo Henry, WKU
1/11 Jennifer McFall, MTSU
1/18 No Selection
1/25 Sharon Cooper, MUR
2/01 Lillie Mason, WKU
2/08 Jennifer McFall, MTSU
2/15 Jennifer McFall, MTSU
2/22 Sharon Cooper, MUR

1982-83

Player

12/06 Priscilla Blackford, MOR
12/13 Priscilla Blackford, MOR
12/21 Holly Hoover, MTSU
1/04 Melony Waller, APSU
1/11 Lynn Miley, MOR
1/17 Diane Oakley, MUR
1/24 Holly Hoover, MTSU
1/31 Holly Hoover, MTSU
2/07 Anita Myers, TTU
2/14 Diane Oakley, MUR
2/21 Holly Hoover, MTSU
2/28 Lydia Sawney, TTU

Freshman

12/06 No Selection
12/13 Amy Davis, APSU
12/21 No Selection
1/04 Amy Davis, APSU
1/11 Melody Ottinger, MUR
1/17 Chris Moye, TTU
1/24 No Selection
1/31 Melody Ottinger, MUR
2/07 Margy Shelton, ECU
2/14 Loretta Pate, ECU
2/21 Chris Moye, TTU
2/28 Amy Davis, APSU

1983-84

Player

12/20 Bernice Linner, MOR
1/09 Kim Webb, MTSU
1/17 Gayle Kinzer, APSU
1/23 Lisa Goodin, ECU
1/30 Tina Cottle, ECU
2/06 Karen Hubert, MUR
2/13 Kay Williams, MTSU
2/20 Karen Hubert, MUR
2/27 Chris Moye, TTU

Freshman

12/20 Kristal Holmes, APSU
1/09 Kristal Holmes, APSU
1/17 Cheryl Taylor, TTU
1/23 Kim Webb, MTSU
1/30 Cheryl Taylor, TTU
Tammy Burton, TTU
2/06 Bernice Linner, MOR
2/13 Tammy Burton, TTU
2/20 Leslie Laile, MUR
2/27 Kim Webb, MTSU

1984-85

Player

12/11 Cheryl Taylor, TTU
12/18 Dorothy Taylor, APSU
1/09 Mary Jo Vodenichar, YSU
1/16 Kay Willbanks, MTSU
1/23 Loni Guilette, MOR
1/30 Jennifer McFall, MTSU
2/06 Danielle Carson, YSU
2/13 Kim Webb, MTSU
Angela Fletcher, ECU
2/20 Kim Webb, MTSU
Jennifer McFall, MTSU

Freshman

12/11 No Selection
12/18 Lynette Hayden, MUR
1/09 Alice Lawrence, MTSU
1/16 Alice Lawrence, MTSU
1/23 Alice Lawrence, MTSU

1/30 Lynette Hayden, MUR
2/06 Sherry Sullins, APSU
2/13 Dorothy Bowers, YSU
2/20 Pam Arnold, AKR

1985-86

Player

12/17 Cheryl Taylor, TTU
1/06 Cheryl Taylor, TTU
1/14 Dorothy Bowers, YSU
1/21 Danielle Carson, YSU
1/28 Cheryl Taylor, TTU
2/03 Cheryl Taylor, TTU
2/11 Kay Willbanks, MTSU
2/18 Cheryl Taylor, TTU
2/25 Dorothy Bowers, YSU

Newcomer

12/17 No Selection
1/06 No Selection
1/14 No Selection
1/21 No Selection
1/28 Geralynn Feth, MUR
2/03 Geralynn Feth, MUR
2/11 No Selection
2/18 No Selection
2/25 No Selection

Freshman

12/17 Lori Gross, MTSU
1/06 Kelly Stamper, MOR
1/14 No Selection
1/21 Sheila Smith, MUR
1/28 No Selection
2/03 No Selection
2/11 Kelly Stamper, MOR
2/18 Sheila Smith, MUR
2/25 Tawanya Mucker, MTSU

1986-87

Player

12/15 Sheila Smith, MUR
12/22 Dorothy Bowers, YSU
1/05 Kim Webb, MTSU
1/13 Cheryl Taylor, TTU
1/20 Dorothy Bowers, YSU
1/27 Kim Webb, MTSU
2/03 Sheila Smith, MUR
2/10 Cheryl Taylor, TTU
2/17 Cheryl Taylor, TTU
2/24 Kim Webb, MTSU
Dorothy Bowers, YSU

Newcomer

12/15 No Selection
12/22 No Selection
1/05 No Selection
1/13 No Selection
1/20 No Selection
1/27 No Selection
2/03 No Selection
2/10 No Selection
2/17 No Selection
2/24 No Selection

Freshman

12/15 Shandra Maxwell, APSU
12/22 Melinda Clayton, TTU
1/05 Tracy Korbutt, ECU
1/13 Shawn Monday, TTU
1/20 Shawn Monday, TTU
1/27 Shandra Maxwell, APSU
2/03 Shandra Maxwell, APSU
2/10 Melinda Clayton, TTU
2/17 Jeannie Pollman, MUR
2/24 Shandra Maxwell, APSU

1987-88

Player

12/14 Shandra Maxwell, APSU
12/21 Dorothy Bowers, YSU
1/04 Dorothy Bowers, YSU
1/12 Tawanya Mucker, MTSU

1/19 Shandra Maxwell, APSU
1/26 Tawanya Mucker, MTSU
2/02 Dorothy Bowers, YSU
2/09 Sophia Renfro, MOR
2/16 Tawanya Mucker, MTSU
Dorothy Bowers, YSU
2/23 Renay Adams, TTU
3/01 Dorothy Bowers, YSU

Newcomer

12/14 No Selection
12/21 Druecilla Connors, MOR
1/04 No Selection
1/12 Cathy Snipes, ECU
1/19 No Selection
1/26 Druecilla Connors, MOR
2/02 Cathy Snipes, ECU
2/09 No Selection
2/16 Cathy Snipes, ECU
2/23 No Selection
3/01 No Selection

Freshman

12/14 Renay Adams, TTU
12/21 No Selection
1/04 Michelle Wenning, MUR
1/12 No Selection
1/19 Michelle Wenning, MUR
1/26 Cecilia Ramsey, TTU
2/02 Renay Adams, TTU
2/09 Michelle Wenning, MUR
2/16 Michelle Wenning, MUR
2/23 Tracie Mason, APSU
3/01 Renay Adams, TTU

1988-89

Player

12/12 Sheila Smith, MUR
12/19 Angela Brown, TTU
1/03 Tawanya Mucker, MTSU
1/10 Druecilla Connors, MOR
1/17 Tawanya Mucker, MTSU
1/24 Cheryl Palmer, ECU
1/31 Melinda Clayton, TTU
2/07 Sheila Smith, MUR
2/14 Tawanya Mucker, MTSU
2/21 Angela Brown, TTU
2/28 Sheila Smith, MUR

Newcomer

12/12 No Selection
12/19 No Selection
1/03 No Selection
1/10 No Selection
1/17 Angela Brown, TTU
1/24 Angela Brown, TTU
1/31 No Selection
2/07 No Selection
2/14 Angela Brown, TTU
2/21 Tina Gillery, TSU
2/28 Angela Brown, TTU

Freshman

12/12 No Selection
12/19 Julie Pinson, MUR
1/03 No Selection
1/10 Cheryl Palmer, ECU
1/17 Julie Magrane, MOR
1/24 Ann Thomas, TSU
1/31 Ann Thomas, TSU
2/07 Julie Magrane, MOR
2/14 Ann Thomas, TSU
2/21 Ann Thomas, TSU
2/28 Ann Thomas, TSU

1989-90

Player

12/04 Kelly Cowan, ECU
12/10 Shandra Maxwell, APSU
12/18 Karen Johnson, MUR
1/02 Mitzi Rice, TTU
1/09 Michelle Wenning, MUR
1/16 Kelly Cowan, ECU

1/23 Kelly Downs, MOR
1/30 Angela Moorehead, TTU
2/06 Melinda Clayton, TTU
2/13 Angela Moorehead, TTU
2/20 Ann Thomas, TSU
2/27 Michelle Wenning, MUR

Newcomer

12/04 Tracy Kindred, EKU
12/10 Pippa Gipson, MTSU
12/18 Rulesha Adams, TSU
1/02 No Selection
1/09 No Selection
1/16 Beth Ousley, MOR
1/23 No Selection
1/30 Becky Hall, MTSU
2/06 No Selection
2/13 Rulesha Adams, TSU
2/20 Pippa Gipson, MTSU
2/27 Beth Ousley, MOR

Freshman

12/04 No Selection
12/10 Mitzi Rice, TTU
12/18 No Selection
1/02 No Selection
1/09 No Selection
1/16 Jaree Goodin, EKU
1/23 Mitzi Rice, TTU
1/30 Mitzi Rice, TTU
2/06 Jaree Goodin, EKU
2/13 Mitzi Rice, TTU
2/20 Jody Woods, TSU
2/27 Julie Morrison, MTSU

1990-91

Player

12/04 Renay Adams, TTU
12/10 Angela Moorehead, TTU
12/18 Julie Magrane, MOR
Angie Cox, EKU
1/08 Angela Moorehead, TTU
Rulesha Adams, TSU
1/15 Priscilla Robinson, MTSU
1/22 Angela Moorehead, TTU
1/29 Angie Cox, EKU
2/05 Renay Adams, TTU
2/12 Tracie Mason, APSU
2/19 Angela Moorehead, TTU
2/26 Jaree Goodin, EKU

Newcomer

12/04 No Selection
12/10 No Selection
12/18 Sonya Campbell, TSU
1/08 Fondo Garner, MUR
1/15 Sonya Campbell, TSU
1/22 Fondo Garner, MUR
1/29 Stephanie Rogers, APSU
2/05 Sonya Campbell, TSU
2/12 No Selection
2/19 No Selection
2/26 No Selection

Freshman

12/04 Taunya Treaton, TTU
12/10 Priscilla Robinson, MTSU
12/18 Shannah McIntosh, EKU
1/08 Jennifer Parker, MUR
1/15 Sherry Batten, TTU
1/22 Priscilla Robinson, MTSU
1/29 Shannah McIntosh, EKU
2/05 No Selection
2/12 Priscilla Robinson, MTSU
2/19 Priscilla Robinson, MTSU
2/26 Priscilla Robinson, MTSU

1991-92

Player

12/09 Renee Rogliardi, SEMO
Sherry Batten, TTU
12/17 Renee Rogliardi, SEMO
12/23 Priscilla Robinson, MTSU
1/07 Stephanie Rogers, APSU

1/14 Jaree Goodin, EKU
1/21 Priscilla Robinson, MTSU
1/28 Angie Waldon, MUR
2/04 Julie Magrane, MOR
Renee Rogliardi, SEMO
Angie Cox, EKU
2/17 Jaree Goodin, EKU
2/24 Roschelle Vaughn, TSU
3/03 Roschelle Vaughn, TSU

Newcomer

12/09 Niki Bonner, MTSU
12/17 Segene Mackeroy, EKU
12/23 Roschelle Vaughn, TSU
1/07 Dana Bilyeu, TTU
1/14 Niki Bonner, MTSU
1/21 Segene Mackeroy, EKU
1/28 Dana Bilyeu, TTU
2/04 Roschelle Vaughn, TSU
2/10 Niki Bonner, MTSU
2/17 Roschelle Vaughn, TSU
2/24 Mimi Crenshaw, TSU
3/03 Tiffany Mayfield, EKU

Freshman

12/09 Amy Engle, TTU
12/17 Julie Meier, SEMO
12/23 Amy Engle, TTU
1/07 Sherita Joplin, MOR
1/14 Amy Engle, TTU
1/21 Carrie Thompson, APSU
1/28 Sherry Tucker, MTSU
2/04 Julie Meier, SEMO
2/10 Sherita Joplin, MOR
2/17 Sherry Tucker, MTSU
2/24 Darlene Crawley, TSU
3/03 Georgie Vaughn, APSU

1992-93

Player

12/15 Roschelle Vaughn, TTU
12/20 Heather Prater, MTSU
1/03 Cherrita Williams, MTSU
1/10 Tomika Secrest, APSU
1/17 Dana Bilyeu, TTU
1/24 Roschelle Vaughn, TTU
1/31 Jaree Goodin, EKU
2/06 Bev Smith, MOR
2/13 Sonni Eden, MOR
2/20 Roschelle Vaughn, TTU
2/27 Priscilla Robinson, MTSU

Newcomer

12/15 Tomika Secrest, APSU
12/20 Carolyn Aldridge, TSU
1/03 No Selection
1/10 Michelle Jackson, MTSU
1/17 Michelle Jackson, MTSU
1/24 Tomika Secrest, APSU
1/31 Kim Mays, EKU
2/06 Kim Roberts, EKU
2/13 Kim Mays, EKU
2/20 Carolyn Aldridge, TSU
2/27 Carolyn Aldridge, TSU

Freshman

12/15 Connie Swift, TSU
12/20 Lequida Pearson, MUR
1/03 No Selection
1/10 Connie Swift, TSU
1/17 Connie Swift, TSU
1/24 Gray C. Harris, SEMO
1/31 Connie Swift, TSU
2/06 Gray C. Harris, SEMO
2/13 Connie Swift, TSU
2/20 Connie Swift, TSU
2/27 Connie Swift, TSU

1993-94

Player

12/06 Gray C. Harris, SEMO
12/14 Sherry Tucker, MTSU
Carolyn Aldridge, TSU
12/20 Tara Tansil, UTM

1/03 Carolyn Aldridge, TSU
Sherita Joplin, MOR
1/10 Kim Mays, EKU
1/17 Georgie Vaughn, APSU
1/24 Kim Mays, EKU
Jennifer Parker, MUR
1/31 Priscilla Robinson, MTSU
2/07 Carolyn Aldridge, TSU
Maggie Cox, MTSU
2/14 Kim Mays, EKU
2/21 Taunya Lovelace, TTU
2/28 Gray C. Harris, SEMO
Carolyn Aldridge, TSU

Newcomer

12/06 No Selection
12/14 No Selection
12/20 No Selection
1/03 No Selection
1/10 Crystal Marshall, TSU
1/17 Kerri Wilburn, APSU
1/24 No Selection
1/31 Kerri Wilburn, APSU
2/07 Latessa Hickerson, TSU
2/14 Latessa Hickerson, TSU
2/21 Latessa Hickerson, TSU
2/28 No Selection

Freshman

12/06 Kim Cunningham, EKU
12/14 Jodi Bitsko, MOR
12/20 Kim Cunningham, EKU
1/03 Lisa Fussell, EKU
1/10 Jessica Beaty, MTSU
Dawn Limbaugh, UTM
1/17 Jodi Bitsko, MOR
1/24 Kim Cunningham, EKU
1/31 Lisa Fussell, EKU
2/07 Kim Cunningham, EKU
Colleen Polzin, APSU
2/14 Colleen Polzin, APSU
2/21 Jodi Bitsko, MOR
2/28 Colleen Polzin, APSU

1994-95

Player

12/05 Carolyn Aldridge, TSU
Kim Mays, EKU
12/12 Jessica Beaty, MTSU
12/19 Amanda Behrenbrinker, AP
1/03 Heather Prater, MTSU
1/09 Connie Swift, TSU
1/16 Kim Mays, EKU
1/24 Gray C. Harris, SEMO
1/30 Kim Mays, EKU
2/06 Amanda Behrenbrinker, AP
2/13 Heather Prater, MTSU
2/20 Carolyn Aldridge, TSU
2/26 Sherry Tucker, MTSU

Newcomer

12/05 Chasity Fields, MUR
12/12 Elizabeth Maxwell, TTU
12/19 No Selection
1/03 Stephanie Minor, MUR
1/09 Stephanie Minor, MUR
1/16 Elizabeth Maxwell, TTU
1/24 Chanda Cordova, UTM
1/30 Chanda Cordova, UTM
2/06 Stephanie Minor, MUR
2/13 Elizabeth Maxwell, TTU
2/20 Stephanie Minor, MUR
2/26 Elizabeth Maxwell, TTU

Freshman

12/05 Bridgett Robbins, APSU
12/12 Chase Smith, MUR
12/19 Chase Smith, MUR
01/03 Amy Wetherbee, MOR
01/09 Crystal Parker, MOR

01/16 Sheri Lewis, TTU
Laphelia Doss, EKU
01/24 Shonta Hunt, MUR
01/30 Laphelia Doss, EKU
02/06 Sheri Lewis, TTU
02/13 Amanda Behrenbrinker, AP
02/20 Sheri Lewis, TTU
02/26 Christy Hicks, UTM

1995-96

Player

12/04 Terrance Oglesby, TTU
Gray C. Harris, SEMO
12/11 Megan Hupfer, MOR
12/18 Jessica Beaty, MTSU
1/02 Gray C. Harris, SEMO
1/08 Laphelia Doss, EKU
1/15 Jonelda Buck, MTSU
1/22 Stephanie Minor, MUR
1/30 Leslie VanWinkle, TTU
2/05 Stephanie Minor, MUR
2/11 unknown
2/19 Chanda Cordova, UTM
2/26 Sonia White, APSU
Samantha Young, EKU

Newcomer

12/04 Simone Caldwell, APSU
12/11 Simone Caldwell, APSU
12/18 Octavia Evans, MOR
1/02 Octavia Evans, MOR
1/08 Tiffany Rice, UTM
1/15 Octavia Evans, MOR
1/22 Anjeanette Gilbert, MUR
1/30 Octavia Evans, MOR
2/05 Simone Caldwell, APSU
2/11 unknown
2/19 Octavia Evans, MOR
2/26 Octavia Evans, MOR

Freshman

12/04 Jonelda Buck, MTSU
12/11 Amber Clark, TTU
12/18 Jonelda Buck, MTSU
1/02 Amber Clark, TTU
1/08 Amber Clark, TTU
Jonelda Buck, MTSU
1/15 Sarah Miller, SEMO
1/22 Carlita Elder, MTSU
1/30 Marrie DuBose, TSU
2/05 Angelica Suffren, APSU
2/11 unknown
2/19 Cortney Neeley, MTSU
2/26 Sarah Miller, SEMO

1996-97

Player

12/02 Amy Kieckbusch, MOR
12/09 Amanda Behrenbrinker, AP
12/16 Connie Swift, TSU
12/23 Stephanie Minor, MUR
1/06 Diane Seng, TTU
1/13 Barbora Garbova, EIU
Amber Clark, TTU
1/20 Amy Kieckbusch, MOR
1/27 Stephanie Minor, MUR
2/03 Simone Caldwell, APSU
2/10 Cortney Neely, MTSU
2/17 Stephanie Minor, MUR
2/23 Amy Kieckbusch, MOR

Newcomer

12/02 Bobbi Coltharp, MUR
12/09 Dana Hawkins, SEMO
12/16 No Selection
12/23 Bobbi Coltharp, MUR
1/06 Chrissy Roberts, EKU
1/13 Becky Crowe, UTM
1/20 Jamie Koester, SEMO
Chrissy Roberts, EKU
1/27 Amy Kieckbusch, MOR
2/03 Cari Hassell, TSU
2/10 Chrissy Roberts, EKU

2/17 Cari Hassell, TSU
2/23 Tanika Smith, MTSU

Freshman

12/02 Diane Seng, TTU
12/09 Marla Gearhart, ECU
12/16 Diane Seng, TTU
12/23 Diane Seng, TTU
1/06 Marla Gearhart, ECU
1/13 Zabrina Harris, UTM
1/20 Sarah Frazier, SEMO
1/27 Diane Seng, TTU
2/03 Zabrina Harris, UTM
2/10 Diane Seng, TTU
2/17 Zabrina Harris, UTM
2/23 Diane Seng, TTU

1997-98

Player

11/24 Amanda Behrenbrinker, AP
12/01 Amanda Behrenbrinker, AP
12/08 Teneka Burrell, MTSU
12/15 Amber Clark, TTU
12/22 Amanda Behrenbrinker, AP
Chrissy Roberts, ECU

1/05 Leah Aldrich, EIU
1/12 Leah Aldrich, EIU
1/18 Chastity Bohannon, UTM
1/26 Tessa Fields, UTM
2/02 Tessa Fields, UTM
2/09 Diane Seng, TTU
2/16 Diane Seng, TTU
2/23 Diane Seng, TTU

Newcomer

11/24 Teneka Burrell, MTSU
12/01 Nichole Lockridge, UTM
12/08 Tajuana White, SEMO
12/15 Tessa Fields, UTM
12/22 Tessa Fields, UTM
1/05 Nichole Lockridge, UTM
1/12 Nichole Lockridge, UTM
1/18 Nichole Lockridge, UTM
1/26 Cyndi Ainsworth, MTSU
2/02 Nichole Lockridge, UTM
2/09 Bama Burrell, MTSU
2/16 Bama Burrell, MTSU
2/23 Nichole Lockridge, UTM

Freshman

11/24 Natalia Boyd, MOR
12/01 Joanne Aluka, MTSU
12/08 Monika Gadson, MUR
12/15 Tamara Washington, TSU
12/22 Tamara Washington, TSU
1/05 Kelly Chastain, MTSU
1/12 Kai Jones, APSU
1/18 Charlotte Sizemore, ECU
1/26 Charlotte Sizemore, ECU
2/02 Kai Jones, APSU
Megan Kellough, MOR
2/09 Joanne Aluka, MTSU
Kelly Chastain, MTSU
2/16 Charlotte Sizemore, ECU
2/23 Leah Bird, TTU

1998-99

Player

11/23 Zabrina Harris, UTM
11/30 Paula Corder, SEMO
12/07 Leah Aldrich, EIU
12/14 Monika Gadson, MUR
12/21 Diane Seng, TTU
1/04 Paula Corder, SEMO
1/11 Charlotte Sizemore, ECU
Diane Seng, TTU
1/18 Pam Iverson, SEMO
1/25 Zabrina Harris, UTM
2/01 Cari Hassell, TSU
Janet Holt, TTU
2/08 Angelica Suffren, APSU
Lorie Moore, EIU
2/15 Bobbi Coltharp, MUR
2/21 Diane Seng, TTU

Newcomer

11/23 Heather Bates, MUR
11/30 Candie Smith, APSU
12/07 Tamkia Brown, UTM
12/14 Heather Bates, MUR

12/21 Quin Sullivan, APSU
1/04 Heather Bates, MUR
1/11 Candie Smith, APSU
1/18 Paula Corder, SEMO
1/25 Heather Bates, MUR
2/01 Candie Smith, APSU
2/08 Paula Corder, SEMO
2/15 Tamika Brown, UTM
2/21 Quin Sullivan, APSU

Freshman

11/23 Erica Lufkin, MTSU
Janet Holt, TTU
Pam Iverson, SEMO
12/07 Tracy Webb, UTM
12/14 Jamie Thomatis, MTSU
12/21 Janet Holt, TTU
1/04 Mikki Bond, ECU
1/11 Jamie Thomatis, MTSU
1/18 Jessica McClure, MTSU
1/25 Janet Holt, TTU
2/01 Jamie Thomatis, MTSU
2/08 Janet Holt, TTU
2/15 Tracy Webb, UTM
2/21 Jamie Thomatis, MTSU

1999-00

Player

11/29 Janet Holt, TTU
12/06 Taurus Pyles, TSU
12/13 Janet Holt, TTU
12/20 Marla Gearhart, ECU
1/03 Diane Seng, TTU
1/10 Janet Holt, TTU
1/17 Brooke Armistead, APSU
1/24 Heather Bates, MUR
1/31 Janet Holt, TTU
2/07 Diane Seng, TTU
2/14 Jamie Thomatis, MTSU
2/21 Diane Seng, TTU
2/28 Jamie Thomatis, MTSU

Newcomer

11/29 Liz Stansberry, MUR
12/06 Allison Clark, TTU
12/13 Chrissy Davenport, MTSU
12/20 Allison Clark, TTU
1/03 Taurus Pyles, TSU
1/10 Tasha Gales, MOR
1/17 Liz Stansberry, MUR
1/24 Tasha Gales, MOR
1/31 Liz Stansberry, MUR
2/07 Jocelyn Duke, APSU
2/14 Liz Stansberry, MUR
2/21 Tasha Gales, MOR
2/28 Tasha Gales, MOR

Freshman

11/29 Teresa McNair, ECU
12/06 Mia Parviainen, MTSU
12/13 Paige Smith, APSU
12/20 Brooke Armistead, APSU
1/03 Brooke Gossett, EIU
1/10 LaShonta Morrow, UTM
1/17 Teresa McNair, ECU
1/24 Teresa McNair, ECU
Jill Buckman, MUR
Brooke Armistead, APSU
Brooke Armistead, APSU
2/14 Teresa McNair, ECU
2/21 Kristy Roherty, SEMO
2/28 Brooke Gossett, EIU

2000-01

Player

11/27 Janet Holt, TTU
12/04 Pam O'Connor, EIU
12/11 Monika Gadson, MUR
12/18 Charlotte Sizemore, ECU
1/02 Janet Holt, TTU
1/08 Janet Holt, TTU
1/15 Charlotte Sizemore, ECU
Kelly Pendleton, UTM
1/22 Janet Holt, TTU
1/29 Lori Chase, SEMO

2/05 Janet Holt, TTU
2/12 Brooke Armistead, APSU
2/19 Stacey Holmes, MUR
2/26 Brooke Armistead, APSU

Newcomer

11/27 Synisha Smith, ECU
12/04 No Selection
12/11 Veronica Benson, SEMO
12/18 Travece Turner, MOR
1/02 Travece Turner, MOR
1/08 Veronica Benson, SEMO
1/15 Veronica Benson, SEMO
1/22 Travece Turner, MOR
1/29 Synisha Smith, ECU
2/05 Veronica Benson, SEMO
2/12 Travece Turner, MOR
2/19 Travece Turner, MOR
2/26 Travece Turner, MOR

Freshman

11/27 Megan Fuqua, MUR
12/04 Katie Kelly, ECU
12/11 Gerlonda Hardin, APSU
12/18 Kandi Brown, MOR
1/02 Andrea Brown, TTU
1/08 Christine Rathke, SEMO
1/15 Katie Kelly, ECU
1/22 Jodi Sizemore, MOR
1/29 Gerlonda Hardin, APSU
2/05 Gerlonda Hardin, APSU
2/12 Pam O'Connor, EIU
2/19 Kandi Brown, MOR
2/26 Jodi Sizemore, MOR

2001-02

Player

11/19 Janet Holt, TTU
11/26 Paige Smith, APSU
Janet Holt, TTU
12/03 Brooke Armistead, APSU
12/10 Pam O'Connor, EIU
12/17 Zoey Artist, ECU
12/24 LaRissa Thomas, TSU
1/07 Tasha Gales, MOR
1/14 Gerlonda Hardin, APSU
1/21 Lori Chase, SEMO
1/28 Denise McDonald, MUR
2/04 Janet Holt, TTU
Gerlonda Hardin, APSU
Charlotte Sizemore, ECU
2/11 Pam O'Connor, EIU
2/25 Travece Turner, MOR

Newcomer

11/19 No Selection
11/26 No Selection
12/03 No Selection
12/10 No Selection
12/17 Shatika Hutcherson, AP
12/24 Jennifer Simpson, TTU
1/07 Shatika Hutcherson, AP
1/14 Shatika Hutcherson, AP
1/21 Shatika Hutcherson, AP
1/28 No Selection
2/04 No Selection
2/11 No Selection
2/18 No Selection
2/25 Beth Schnakenberg, MUR

Freshman

11/19 Rachel Karos, EIU
11/26 No Selection
12/03 Miranda Eckerle, ECU
12/10 Rebecca Remington, MUR
12/17 Molly York, TTU
12/24 Rebecca Remington, MUR
1/07 Pam Garrett, ECU
1/14 Rebecca Remington, MUR
1/21 Brittany Park, MUR
1/28 Brittany Park, MUR
2/04 No Selection
2/11 Rebecca Remington, MUR
2/18 Pam Garrett, ECU
2/25 Rachel Karos, EIU

2002-03

Player

11/26 Kandi Brown, MOR
12/03 Brooke Armistead, APSU
12/10 Tasha Gales, MOR
12/17 Beth Schnakenberg, MUR
12/23 Katie Kelly, ECU
1/07 Teresa McNair, ECU
1/14 Gerlonda Hardin, APSU
1/21 Kandi Brown, MOR
1/28 Amy Watson, UTM
2/04 Lori Chase, SEMO
2/11 Odessa Kelly, TSU
2/18 Tasha Gales, MOR
Amy Watson, UTM
Brooke Armistead
3/03 Ashley Haynes, APSU

Newcomer

11/26 Carina Souza, SEMO
12/03 Yashika Sidbury, SEMO
12/10 Sarah Costello, SEMO
12/17 Kisha Stewart, TSU
12/23 No Selection
1/07 Kenja White, SEMO
1/14 Kenja White, SEMO
1/21 Yashika Sidbury, SEMO
1/28 No Selection
2/04 Aquanya McClain, TSU
2/11 Carina Souza, SEMO
2/18 Aquanya McClain, TSU
2/25 Torre Thomas, UTM
3/03 Kenja White, SEMO

Freshman

11/26 Courtney McFarlin, TTU
12/03 Lori Trumblee, MUR
12/10 Courtney McFarlin, TTU
12/17 Megan Sparks, EIU
12/23 Keva Robinson, UTM
1/07 Emily Christian, TTU
1/14 Ashley Haynes, APSU
1/21 Megan Sparks, EIU
1/28 Ashley Haynes, APSU
2/04 Kera Bergeron, APSU
2/11 Emily Christian, TTU
2/18 Emily Christian, TTU
2/25 Emily Christian, TTU
3/03 Emily Christian, TTU

2003-04

Player

11/24 Shanika Freeman, JSU
12/01 Katie Kelly, ECU
12/08 Katie Kelly, ECU
12/15 Pam O'Connor, EIU
12/22 Chandra Brown, SEMO
1/05 Shanika Freeman, JSU
1/12 Emily Christian, TTU
1/19 Gerlonda Hardin, APSU
1/26 Shanika Freeman, JSU
2/02 Gerlonda Hardin, APSU
2/09 Emily Christian, TTU
Gerlonda Hardin, APSU
2/16 Carden Cobb, APSU
Emily Christian TTU
2/23 Lauren Daily, EIU
3/01 Gerlonda Hardin, APSU

Newcomer

11/24 Chandra Brown, SEMO
12/01 Sami Jo Cotton, SEMO
12/08 Chandra Brown, SEMO
12/15 Nina Bliss, JSU
12/22 No Selection
1/05 Andreika Jackson, UTM
1/12 No Selection
1/19 Sami Jo Cotton, SEMO
1/26 Lakisha Clay, TSU
2/02 Sami Jo Cotton, SEMO
2/09 Sami Jo Cotton, SEMO
2/16 Sami Jo Cotton, SEMO
2/23 Chandra Brown, SEMO
3/01 Chandra Brown, SEMO

Freshman

11/24 Alex Munday, SAM
12/01 Alex Munday, SAM
12/08 Alex Munday, SAM
12/15 Alex Munday, SAM
12/22 Alex Munday, SAM

1/05 Alex Munday, SAM
1/12 Megen Gearhart - MOR
1/19 Andreika Jackson, UTM
1/26 Andreika Jackson, UTM
2/02 Megen Gearhart - MOR
2/09 Megen Gearhart - MOR
2/16 Kendall Cavin, TTU
2/23 Courtney Slaughter, JSU
3/01 Andreika Jackson, UTM

2004-05

Player

11/23 Emily Christian, TTU
11/29 Rebecca Remington, MUR
12/06 Ashley Hayes, MUR
12/13 Emily Christian, TTU
12/20 Candis Cook, EKU
1/03 Rebecca Remington, MUR
1/10 Miranda Eckerle, EKU
1/17 Megan Sparks, EIU
1/24 Andreika Jackson, UTM
1/31 Kendall Cavin, TTU
2/07 Shanika Freeman, JSU
2/14 Emily Christian, TTU
2/21 Miranda Eckerle, EKU
2/28 Miranda Eckerle, EKU

Newcomer

11/23 Tatiana Conceicao, SEMO
11/29 Natalie Purcell, SEMO
12/06 Tatiana Conceicao, SEMO
12/13 Tatiana Conceicao, SEMO
12/20 Tatiana Conceicao, SEMO
1/03 Simone Jackson, SEMO
1/10 Tatiana Conceicao, SEMO
1/17 Jessie Hirsch, MUR
1/24 Tatiana Conceicao, SEMO
1/31 Rebecca Haynes, JSU
2/07 Rebecca Haynes, JSU
2/14 Tatiana Conceicao, SEMO
2/21 Tatiana Conceicao, SEMO
2/28 Tatiana Conceicao, SEMO

Freshman

11/23 Kristina Tyler, TTU
11/29 Sheleea Petty, MUR
12/06 Stacey Strayer, MOR
12/13 Anitha Smith-Williams, MOR
12/20 Stefanie Holbrook, TTU
1/03 Anitha Smith-Williams, MOR
1/10 Stefanie Holbrook, TTU
1/17 Marissa Hensley, TTU
1/24 Ashley Cazee, EKU
1/31 Ashley Cazee, EKU
2/07 Marissa Hensley, TTU
2/14 Tarah Combs, MOR
2/21 Anitha Smith-Williams, MOR
2/28 Ashley Cazee, EKU

2005-06

Player

11/21 Emily Christian, TTU
11/28 Ashley Haynes, APSU
12/05 Tatiana Conceicao, SEMO
12/12 Ashley Haynes, APSU
12/19 Alex Mundy, SAM
1/02 Ashley Haynes, APSU
1/09 Tatiana Conceicao, SEMO
1/16 Kendall Cavin, TTU
1/23 Alex Mundy, SAM
1/30 Tatiana Conceicao, SEMO
2/06 Rebecca Haynes, JSU
2/13 Emily Christian, TTU
2/20 Joi Scott, MUR
2/27 Emily Christian, TTU

Newcomer

11/21 LaKrisha Brown, MOR
11/28 Kimberly Cox, UTM
12/05 LaKrisha Brown, MOR
12/12 LaKrisha Brown, MOR
12/19 Joi Scott, MUR
1/02 LaKrisha Brown, MOR
1/09 Joi Scott, MUR
1/16 LaKrisha Brown, MOR
1/23 LaKrisha Brown, MOR
1/30 Joi Scott, MUR
2/06 LaKrisha Brown, MOR
2/13 Joi Scott, MUR
2/20 Joi Scott, MSU

2/27 Joi Scott, MUR
Freshman
11/21 Blair Bowens, TTU
11/28 Meagan Lyons, TTU
12/05 Ashley Hayes, MUR
12/12 Ashley Hayes, MUR
12/19 Rachel Galligan, EIU
1/02 Megan Edwards, EIU
1/09 Megan Edwards, EIU
1/16 Megan Edwards, EIU
1/23 LaTonya McKinney, JSU
1/30 Ashley Boykin, JSU
2/06 Rachel Galligan, EIU
2/13 Meagan Lyons, TTU
2/20 Ashley Boykin, JSU
2/27 Ashley Hayes, MUR

2006-07

Player

11/13 Cobie Carlisle, JSU
11/20 Meagan Lyons, TTU
11/27 Crystal Jones, EKU
12/4 Rachel Galligan, EIU
12/11 Lachelle Lyles, SEMO
12/18 Joi Scott, MUR
1/2 Jessica Huffman, EIU
1/8 Joi Scott, MUR
1/15 Nikki Avery, EKU
1/22 Joi Scott, MUR
1/29 Sonya Daugherty, SEMO
2/5 Alex Munday, SAM
2/12 Joi Scott, MUR
2/19 Missy Whitney, SEMO
2/26 Crystal Fuller, UTM

Newcomer

11/13 Crystal Jones, EKU
11/20 Crystal Jones, EKU
11/27 Missy Whitney, SEMO
12/4 Crystal Jones, EKU
12/11 Crystal Jones, EKU
12/18 Missy Whitney, SEMO
1/2 Ashley Lovelady, SEMO
1/8 Ashley Lovelady, SEMO
1/15 Missy Whitney, SEMO
1/22 Crystal Jones, EKU
1/29 Missy Whitney, SEMO
2/5 Crystal Jones, EKU
2/12 Missy Whitney, SEMO
2/19 Missy Whitney, SEMO
2/26 Crystal Jones, EKU

Freshman

11/13 Jenny Petrie, MUR
11/20 Jessica Huffman, EIU
11/27 Jolie Efezokhae, JSU
12/4 Amber Kirkpatrick, EKU
12/11 Ashley Thomas, EIU
12/18 Jessica Huffman, EIU
1/2 Jessica Huffman, EIU
1/8 Jessica Huffman, EIU
1/15 Amanda Green, MOR
1/22 Jessica Huffman, EIU
1/29 Jheri Booker, TSU
2/5 Jolie Efezokhae, JSU
2/12 Jessica Huffman, EIU
2/19 Ashley Thomas, EIU
2/26 Amber Kirkpatrick, EKU

2007-08

Player

11/12 Missy Whitney, SEMO
11/19 Crystal Fuller, UTM
11/26 Ashley Cazee, EKU
12/3 Jolie Efezokhae, JSU
12/10 Ashley Hayes, MUR
12/17 Ashley Hayes, MUR
1/2 Ashley Hayes, MUR
1/7 Jolie Efezokhae, JSU
1/14 Kristina Tyler, TTU
1/21 Rachel Galligan, EIU
1/28 Crystal Fuller, UTM
2/4 Rachel Galligan, EIU
2/11 Crystal Fuller, UTM
2/18 Ashley Hayes, MUR

2/25 Kendra Appling, TSU
3/3 Oby Okafor, TSU
Newcomer
11/12 Holly Rogers, TTU
11/19 Charisse Hicks, TSU
11/26 Brittany Pittman, MOR
12/3 Afton Perry, MOR
12/10 Brittany Pittman, MOR
12/17 No Selection
1/2 Afton Perry, MOR
1/7 April Thomas, APSU
1/14 Janay Armstrong, APSU
1/21 Brittany Pittman, MOR
1/28 Dominique Sims, EIU
2/4 Janay Armstrong, APSU
2/11 Crysta Glenn, SEMO
2/18 Charisse Hicks, TSU
2/25 Angela Brown, MUR
3/3 Dominique Sims, EIU

Freshman

11/12 Ashley Herring, APSU
11/19 Cierra Duhart, JSU
11/26 Ashley Herring, APSU
12/3 Chynna Bozeman, MOR
12/10 Alex Bivens, APSU
12/17 Ashley Herring, APSU
1/2 Emily London, SAM
1/7 Chynna Bozeman, MOR
1/14 Cierra Duhart, JSU
1/21 Emily London, SAM
1/28 Chynna Bozeman, MOR
2/4 Savannah Hill, SAM
2/11 Emily London, SAM
2/18 Chynna Bozeman, MOR
2/25 Emily London, SAM
3/3 Emily London, SAM

2008-09

Player

11/17 Kayla Drake, EKU
11/24 Tiffany Hamilton, MOR
12/1 Amber Guffey, MUR
12/8 Ashley Herring, APSU
12/15 Tiffany Jackson, TSU
12/22 Tiffany Jackson, TSU
12/29 Nicole Jamen, APSU
1/5 Phyllisha Mitchell, UTM
1/12 Ashley Hayes, MUR
1/19 Ashley Hayes, MUR
1/26 Ashley Hayes, MUR
2/2 Brittany Pittman, MOR
2/9 Ashley Hayes, MUR
2/16 Ashley Hayes, MUR
2/23 Ashley Hayes, MUR
3/2 Sonya Daugherty, SEMO
3/2 Rachel Galligan, EIU

Newcomer

11/17 Tiffanie Stephens, MOR
11/24 Tiffany Hamilton, MOR
12/1 Tiffany Hamilton, MOR
12/8 Tiffany Hamilton, MOR
12/15 Lesley Adams, SEMO
12/22 Jasmine Smith, TSU
12/29 Vivian Nwosu, TTU
1/5 Sienna Forney, UTM
1/12 Tifanie Stephens, MOR
1/19 Tiffany Hamilton, MOR
1/26 Brooke Faulkner, APSU
2/2 Jasmine Smith, TSU
2/9 Jasmine Smith, TSU
2/16 Jasmine Smith, TSU
2/23 Jasmine Smith, TSU
3/2 - Jasmine Smith, TSU

Freshman

11/17 Kayla Drake, EKU
11/24 Krystal Stirrup, TTU
12/1 Courtney Lumpkin, MOR
12/8 Kayla Drake, EKU
12/15 Whitney Hanley, APSU
12/22 Brittany Wiley, JSU
12/29 Whitney Hanley, APSU
1/5 Ashley Martin, MOR
1/12 Jasmine Rayner, APSU
1/19 Kayla Drake, EKU
1/26 Whitney Wiley, JSU

2/2 Kayla Drake, EKU
2/9 Kayla Drake, EKU
2/16 Kayla Drake, EKU
2/23 Destiny Lane, JSU
3/2 Kayla Drake, EKU

2009-10

Player

11/16 Tacarra Hayes, TTU
11/23 Ta'Kenya Nixon, EIU
11/30 Oby Okafor, TSU
12/7 Chynna Bozeman, MOR
12/14 Ta'Kenya Nixon, EIU
12/21 Jasmine Rayner, APSU
12/28 Chynna Bozeman, MOR
1/4 Mallory Schwab, MUR
1/11 Chynna Bozeman, MOR
1/18 Talisha Davis, EKU
1/25 Mallory Luckett, MUR
2/1 Tacarra Hayes, TTU
2/8 Chynna Bozeman, MOR
2/15 LaBrica Ward, UTM
2/22 Ta'Kenya Nixon, EIU
3/1 - Alex Jones, EKU
Dominique Sims, EIU

Newcomer

11/16 No Selection
11/23 Alecia Weatherly, UTM
11/30 Talisha Davis, EKU
12/7 Alecia Weatherly, UTM
12/14 Alecia Weatherly, UTM
12/21 Talisha Davis, EKU
12/28 Alecia Weatherly, UTM
1/4 Talisha Davis, EKU
1/11 Talisha Davis, EKU
1/18 Alecia Weatherly, UTM
1/25 Alecia Weatherly, UTM
2/1 Darnisha Lyles, UTM
2/8 Alecia Weatherly, UTM
2/15 Alecia Weatherly, UTM
2/22 Alecia Weatherly, UTM
3/1 Darnisha Lyles, UTM

Freshman

11/16 Mariah Robinson, MUR
11/23 Ta'Kenay Nixon, EIU
11/30 Alex Jones, EKU
12/7 Alex Jones, EKU
12/14 Ta'Kenya Nixon, EIU
12/21 Tiara Hopper, TTU
12/28 Alex Jones, EKU
1/4 Ta'Kenya Nixon, EIU
1/11 Kellie Cook, TTU
1/18 Ta'Kenya Nixon, EIU
1/25 Mariah Robinson, MUR
2/1 Danielle Vaughn, JSU
2/8 LaBrica Ward, UTM
2/15 LaBrica Ward, UTM
2/22 Ta'Kenya Nixon, UTM
2/1 Alex Jones, EKU

2011 OVC WOMEN'S BASKETBALL TOURNAMENT



OVC Tournament Champions

1978-79	Morehead State*	1995-96	Austin Peay
1981-82	Tennessee Tech	1996-97	Eastern Kentucky
1982-83	Middle Tennessee	1997-98	Middle Tennessee
1983-84	Middle Tennessee	1998-99	Tennessee Tech
1984-85	Middle Tennessee	1999-00	Tennessee Tech
1985-86	Middle Tennessee	2000-01	Austin Peay
1986-87	Tennessee Tech	2001-02	Austin Peay
1987-88	Middle Tennessee	2002-03	Austin Peay
1988-89	Tennessee Tech	2003-04	Austin Peay
1989-90	Tennessee Tech	2004-05	Eastern Kentucky
1990-91	Tennessee Tech	2005-06	Vacated%
1991-92	Tennessee Tech	2006-07	Southeast Missouri
1992-93	Tennessee Tech	2007-08	Murray State
1993-94	Tennessee State	2008-09	Austin Peay
1994-95	Tennessee Tech	2009-10	Austin Peay

* An OVC women's basketball tournament in the 1978-79 season was held to determine the OVC champion, though the tournament was not a postseason tournament. Instead, it was held Feb. 8-10, while the season ran until March 9.

% - Southeast Missouri won the 2005-06 OVC Tournament. The title was later vacated due to NCAA penalties.

Team Records in OVC Tournament

Austin Peay (1962-present)	24-11
Eastern Illinois (1996-present)	6-9
Eastern Kentucky (1948-present)	13-19
Jacksonville State (2003-present)	1-5
Middle Tennessee (1952-00)	22-13
Morehead State (1948-present)	9-19
Murray State (1948-present)	11-17
Samford (2003-08)	3-4
Southeast Missouri (1991-present)	8-14*
Tennessee State (1986-present)	6-11
Tennessee Tech (1949-present)	41-19
UT Martin (1992-present)	8-11
Western Kentucky (1948-82)	2-2
Youngstown State (1980-88)	0-4

* - Team had a 13-14 record before NCAA penalties were imposed (eliminating five victories)

Present OVC Members in Bold

For the 17th time in 18 years, the Ohio Valley Conference invades downtown Nashville to crown its men's basketball champion. The OVC Basketball Tournament is the league's showcase event, and the 2011 edition of "Music City Madness" will include a variety of exciting action both on and off the court.

This year the tournament returns to Municipal Auditorium, the new home of the Championship, with a new merit-based format in 2011. The combined men's and women's championship has been held at Municipal Auditorium five previous times: 1994, 1995, 1996, 2004 and 2008. The men also held its championship at the venue in 1989.

Starting with the 2011 Championships, all eight men's and all eight women's teams that qualify for the tournament field will gather at a single site for the entire tournament. Previously first round games were played on campus sites with the semifinals and finals being held in Nashville.

The bracket also shifts from a traditional 1 vs. 8, 2 vs. 7, etc. format to a merit-based format that rewards the top teams during the regular season with byes into the quarterfinals and semifinals. Starting in 2011, the first round of each the men's and women's tournament will feature the No. 5 seed against the No. 8 seed and the No. 6 seed against the No. 7 seed. The winners of those games will advance to the quarterfinals to face the No. 3 and No. 4 seeds (who received a bye). The winners of those quarterfinal matchups will advance to the semifinals to face the No. 1 and No. 2 seeds (who received a pair of byes).

Future OVC Basketball Tournament dates include Feb. 29-March 3, 2012, March 6-9, 2013 and March 5-8, 2014.

All-Time Tournament Championship Breakdown

Tennessee Tech	9
Austin Peay	7
Middle Tennessee	6
Tennessee State	2
Eastern Kentucky	2
Morehead State	1
Murray State	1
Southeast Missouri	1*

* - Team had two tournament championships before NCAA penalties were imposed.

WEDNESDAY, MARCH 2

(First Round)

THURSDAY, MARCH 3

(Quarterfinals)

FRIDAY, MARCH 4

(Semifinals)

SATURDAY, MARCH 5

(Championship)

#5 Seed

GAME 1 - 12:00 p.m.
(OVCsports.TV)

#8 Seed

Game 1 Winner

GAME 3 - 12:00 p.m.
(OVCsports.TV)

#4 Seed

Game 3 Winner

GAME 5 - 12:00 p.m.
(TV - TBA)

#1 Seed

Game 5 Winner

GAME 7 - TBD
(TV - TBA)

**NCAA
Automatic
Qualifier**

#2 Seed

GAME 6 - 2:00 p.m.
(TV - TBA)

Game 4 Winner

Game 6 Winner

#3 Seed

GAME 4 - 2:00 p.m.
(OVCsports.TV)

Game 2 Winner

#6 Seed

GAME 2 - 2:00 p.m.
(OVCsports.TV)

#7 Seed



OVC Tournament Tiebreaker System

Regular season standings will be the determining factor in setting first-round pairings for the tournament. All ties will be broken starting at the top of the conference standings and working down. The tiebreaking system will utilize the following factors, in order, until all ties are broken.

TWO-WAY TIES

1. Records in head-to-head competition are compared, with the higher seed going to the team that has won the most games against the other.
2. In the event step 1 does not resolve the tie (i.e. if the two teams split their games during the season), then the records of the tying teams against the No. 1 seed shall be compared. The team with the better record against the No. 1 seed shall gain the higher seed.
3. If the potential No. 1 seed is among tied teams, the process in step 2 will begin at the highest point in the standings which does not involve a tied team.
4. The process continues, through the No. 11 team in the standings, if necessary.
5. In the event the tie cannot be broken, seeds will be determined by a coin flip.

MULTIPLE TIES

1. Composite records between the tying teams will be evaluated to determine whether one team has won more games against the other tying institutions (in which case that team would receive the higher seed) and/or one team has won the least number of games among the tied teams (in which case the team will receive the lowest seed, and/or two teams have the same composite record (in which case the two-team tiebreaker scenario shall be utilized).
2. In the event step 1 does not solve the multiple ties, or reduce the multiple ties to one tie, then a comparison of records of the tying institutions against the No. 1 seed will occur. The team among the tying institutions with the better record against the No. 1 seed will receive the higher seed.
3. If the potential No. 1 seed is among tied teams, the process in step 2 will begin at the highest point in the standings which does not involve a tied team.
4. The process continues, through the No. 11 team in the standings, if necessary.
5. In the event this process does not resolve the ties, seeding will be determined by a coin flip.

Note: If a multiple tie is reduced to a tie between two teams, the two-team tiebreaker formula will then be utilized. Ties involving teams higher in the standings are always broken before ties involving teams lower in the standings.

WOMEN'S BASKETBALL TOURNAMENT ALL-TIME RESULTS

1982 • COOKEVILLE, TENNESSEE EBLEN CENTER

First Round

Austin Peay 72, Western Kentucky 69
 Morehead State 80, Youngstown State 68

Semifinals

Morehead State 66, Middle Tennessee 62
 Tennessee Tech 74, Austin Peay 64

Championship

Tennessee Tech 80, Morehead State 66

1983 • COOKEVILLE, TENNESSEE EBLEN CENTER

First Round

#2 Tennessee Tech 103, #7 Youngstown State 78
 #5 Murray State 58, #4 Eastern Kentucky 56
 #3 Morehead State 71, #6 Austin Peay 52

Semifinals

#1 Middle Tennessee 84, Murray State 73
 Morehead State 60, Tennessee Tech 49

Championship

Middle Tennessee 74, Morehead State 61

1984 • MURFREESBORO, TENNESSEE MURPHY CENTER

Semifinals

#1 Middle Tennessee 65, #4 Morehead State 47
 #2 Tennessee Tech 70, #4 Eastern Kentucky 64

Championship

Middle Tennessee 71, Tennessee Tech 61

1985 • MURFREESBORO, TENNESSEE MURPHY CENTER

Semifinals

#1 Middle Tennessee 82, #4 Austin Peay 77
 #2 Tennessee Tech 72, #4 Eastern Kentucky 65

Championship

Middle Tennessee 67, Tennessee Tech 61

1986 • MURFREESBORO, TENNESSEE MURPHY CENTER

Semifinals

#2 Tennessee Tech 89, #3 Youngstown State 54
 #1 Middle Tennessee 85, #4 Morehead State 72

Championship

Middle Tennessee 66, Tennessee Tech 63

1987 • MURFREESBORO, TENNESSEE MURPHY CENTER

Semifinals

#1 Middle Tennessee 72, #4 Murray State 64
 #2 Tennessee Tech 70, #3 Morehead State 64

Championship

Tennessee Tech 71, Middle Tennessee 67

1988 • MURFREESBORO, TENNESSEE MURPHY CENTER

Semifinals

#2 Tennessee Tech 77, #4 Youngstown St. 74 (OT)
 #1 Middle Tennessee 83, #3 Morehead State 56

Championship

Middle Tennessee 79, Tennessee Tech 62

1989 • MURFREESBORO, TENNESSEE MURPHY CENTER

Semifinals

#4 Murray State 73, #1 Middle Tennessee 66
 #2 Tennessee Tech 86, #3 Morehead State 63

Championship

Tennessee Tech 80, Murray State 79

1990 • COOKEVILLE, TENNESSEE EBLEN CENTER

Semifinals

#2 Murray State 82, #3 Middle Tennessee 74
 #1 Tennessee Tech 86, #3 Tennessee State 60

Championship

Tennessee Tech 79, Murray State 72

1991 • COOKEVILLE, TENNESSEE EBLEN CENTER

Semifinals

#2 Middle Tennessee 93, #3 Eastern Kentucky 84
 #1 Tennessee Tech 81, #4 Tennessee State 67

Championship

Tennessee Tech 84, Middle Tennessee 59

1992 • COOKEVILLE, TENNESSEE EBLEN CENTER

Semifinals

#2 Eastern Kentucky 72, #3 Middle Tennessee 67
 #1 Tennessee Tech 87, #4 Southeast Missouri 74

Championship

Tennessee Tech 81, Eastern Kentucky 74

1993 • COOKEVILLE, TENNESSEE EBLEN CENTER

Semifinals

#2 Middle Tennessee 87, #3 Eastern Kentucky 74
 #1 Tennessee Tech 85, #4 Tennessee State 80

Championship

Tennessee Tech 80, Middle Tennessee 73

1994 • NASHVILLE, TENNESSEE MUNICIPAL AUDITORIUM

First Round

#4 Middle Tennessee 71, #5 Southeast Missouri 70
 #2 Tennessee Tech 63, #7 Morehead State 62
 #6 Austin Peay 64, #3 Eastern Kentucky 53

Semifinals

#1 Tennessee State 88, Middle Tennessee 66
 Tennessee Tech 86, Austin Peay 63

Championship

Tennessee State 71, Tennessee Tech 63

1995 • NASHVILLE, TENNESSEE MUNICIPAL AUDITORIUM

First Round

#4 Middle Tennessee 73, #5 Austin Peay 56
 #2 Tennessee Tech 82, #7 Southeast Missouri 59
 #3 Eastern Kentucky 80, #6 UT Martin 76

Semifinals

#1 Tennessee State 83, Middle Tennessee 71
 Tennessee Tech 63, Eastern Kentucky 59

Championship

Tennessee State 66, Tennessee Tech 63

1996 • NASHVILLE, TENNESSEE MUNICIPAL AUDITORIUM

First Round

#4 Eastern Kentucky 68, #5 Tennessee Tech 56
 #2 Middle Tennessee 99, #7 Morehead State 73
 #6 Murray State 73, #3 Southeast Missouri 56

Semifinals

#1 Austin Peay 70, Eastern Kentucky 56
 Middle Tennessee 70, Murray State 56

Championship

Austin Peay 69, Middle Tennessee 60

1997 • NASHVILLE, TENNESSEE NASHVILLE ARENA

First Round (at campus sites)

#1 Eastern Kentucky 69, #8 Tennessee State 60
 #2 Tennessee Tech 72, #7 Murray State 61
 #4 Morehead State 72, #5 Eastern Illinois 67
 #6 Middle Tennessee 60, #3 Austin Peay 59

Semifinals

Eastern Kentucky 67, Morehead State 47
 Tennessee Tech 59, Middle Tennessee 56

Championship

Eastern Kentucky 69, Tennessee Tech 65

1998 • NASHVILLE, TENNESSEE NASHVILLE ARENA

First Round (at campus sites)

#1 Eastern Ky. 92, #8 Southeast Missouri 95
 #2 Tennessee Tech 80, #7 Austin Peay 60
 #3 UT Martin 80, #6 Tennessee State 75
 #4 Middle Tennessee 73, #5 Eastern Illinois 60

Semifinals

Middle Tennessee 72, Eastern Kentucky 62
 UT Martin 69, Tennessee Tech 53

Championship

Middle Tennessee 59, UT Martin 58

1999 • NASHVILLE, TENNESSEE NASHVILLE ARENA

First Round (at campus sites)

#1 Tennessee Tech 74, #8 Austin Peay 60
 #7 Tennessee State 82, #2 Middle Tennessee 79
 #3 UT Martin 102, #6 Eastern Kentucky 87
 #4 Southeast Missouri 66, #5 Murray State 60

Semifinals

Tennessee Tech 73, Southeast Missouri 62
 UT Martin 69, Tennessee State 67

Championship

Tennessee Tech 86, UT Martin 83

2000 • NASHVILLE, TENNESSEE GAYLORD ENTERTAINMENT CENTER

First Round (at campus sites)

#1 Tennessee Tech 68, #8 Eastern Illinois 48
 #2 Middle Tennessee 76, #7 SE Missouri 57
 #6 Austin Peay 90, #3 UT Martin 60
 #4 Murray State 67, #5 Eastern Kentucky 61

Semifinals

Tennessee Tech 67, Murray State 45
 Austin Peay 67, Middle Tennessee 58

Championship

Tennessee Tech 89, Austin Peay 80

**2001 • NASHVILLE, TENNESSEE
 GAYLORD ENTERTAINMENT CENTER**

First Round (at campus sites)

#1 Tennessee Tech 98, #8 Tennessee State 81
 #3 Austin Peay 77, #6 Murray State 61
 #7 Morehead State 92, #2 Eastern Kentucky 89
 #5 UT Martin 68, #4 Southeast Missouri 63

Semifinals

Tennessee Tech 100, UT Martin 30
 Austin Peay 71, Morehead State 63

Championship

Austin Peay 65, Tennessee Tech 63

**2002 • LOUISVILLE, KENTUCKY
 KENTUCKY INTL. CONVENTION CENTER**

First Round (at campus sites)

#1 Eastern Kentucky 76, #8 Murray State 59
 #2 Tennessee Tech 67, #7 Eastern Illinois 43
 #3 Morehead State 90, #6 UT Martin 66
 #4 Austin Peay 76, #5 Southeast Missouri 67

Semifinals

Austin Peay 78, Eastern Kentucky 77 (OT)
 Tennessee Tech 87, Morehead State 78

Championship

Austin Peay 85, Tennessee Tech 83

**2003 • NASHVILLE, TENNESSEE
 GAYLORD ENTERTAINMENT CENTER**

First Round (at campus sites)

#1 Austin Peay 75, #8 Murray State 54
 #4 UT Martin 80, #5 Morehead State 75
 #2 Southeast Missouri 79, #7 Eastern Illinois 76
 #6 Tennessee Tech 67, #3 Eastern Kentucky 65

Semifinals

Austin Peay 73, UT Martin 58
 Southeast Missouri 78, Tennessee Tech 65

Championship

Austin Peay 85, Southeast Missouri 61

**2004 • NASHVILLE, TENNESSEE
 MUNICIPAL AUDITORIUM**

First Round (at campus sites)

#1 Austin Peay 73, #8 Morehead State 61
 #2 Tennessee Tech 76, #7 UT Martin 60
 #4 Southeast Missouri 76, #5 Murray State 51
 #6 Eastern Kentucky 65, #3 Jacksonville St. 63

Semifinals

Austin Peay 72, Southeast Missouri 55
 Eastern Kentucky 85, Tennessee Tech 74

Championship

Austin Peay 65, Eastern Kentucky 51

**2005 • NASHVILLE, TENNESSEE
 GAYLORD ENTERTAINMENT CENTER**

First Round (at campus sites)

#1 Eastern Kentucky 94, #8 Murray State 69
 #2 Southeast Missouri 47, #7 Samford 45
 #3 Tennessee Tech 70, #6 UT Martin 51
 #4 Jacksonville State 65, #5 Tennessee State 64

Semifinals

Eastern Kentucky 62, Jacksonville State 60
 Southeast Missouri 71, Tennessee Tech 68

Championship

Eastern Kentucky 84, Southeast Missouri 73 (2OT)

**2006 • NASHVILLE, TENNESSEE
 GAYLORD ENTERTAINMENT CENTER**

First Round (at campus sites)

#1 Tennessee Tech 83, #8 Eastern Illinois 69
 #5 Morehead State 80, #4 Austin Peay 78 (OT)
 #2 Southeast Missouri 80, #7 Murray State 49
 #3 Samford 58, #6 Jacksonville State 56

Semifinals

Tennessee Tech 80, Morehead State 66
 Southeast Missouri 59, Samford 52

Championship

Southeast Missouri 71, Tennessee Tech 50

**2007 • NASHVILLE, TENNESSEE
 GAYLORD ENTERTAINMENT CENTER**

First Round (at campus sites)

#1 Southeast Missouri 58, #8 Austin Peay 54
 #2 Murray State 68, #7 Eastern Kentucky 66
 #6 UT Martin 61, #3 Morehead State 57
 #4 Samford 63, #5 Tennessee Tech 60

Semifinals

Southeast Missouri 57, Samford 51
 Murray State 66, UT Martin 65 (OT)

Championship

Southeast Missouri 62, Murray State 60

**2008 • NASHVILLE, TENNESSEE
 MUNICIPAL AUDITORIUM**

First Round (at campus sites)

#1 Southeast Missouri 67, #8 Jacksonville St. 45
 #2 Samford 69, #7 Eastern Kentucky 56
 #3 Murray State 87, #6 Morehead State 61
 #4 Eastern Illinois 65, #5 Tennessee State 51

Semifinals

Eastern Illinois 52, Southeast Missouri 40
 Murray State 68, Samford 56

Championship

Murray State 69, Eastern Illinois 58

**2009 • NASHVILLE, TENNESSEE
 SOMMET CENTER**

First Round (at campus sites)

#1 Murray State 79, #8 Jacksonville State 69
 #2 Eastern Illinois 71, #7 Tennessee Tech 65
 #3 Tennessee St. 77, #6 Southeast Missouri 66
 #5 Austin Peay 78, #4 Morehead State 74

Semifinals

Austin Peay 90, Murray State 84
 Eastern Illinois 64, Tennessee State 48

Championship

Austin Peay 69, Eastern Illinois 65 (2OT)

**2010 • NASHVILLE, TENNESSEE
 Bridgestone Arena**

First Round (at campus sites)

#1 Eastern Illinois 73, #8 Tennessee State 56
 #2 Morehead State 95, #7 Murray State 90
 #3 Austin Peay 79, #6 Tennessee Tech 61
 #4 UT Martin 51, #5 Eastern Kentucky 47

Semifinals

Eastern Illinois 65, UT Martin 51
 Austin Peay 78, Morehead State 71

Championship

Austin Peay 69, Eastern Illinois 60



Austin Peay celebrates its seventh OVC Tournament Title last year. The Lady Govs No. 1 Eastern Illinois, 69-60, in the championship game for the second year in a row.

WOMEN'S BASKETBALL ALL-TIME ALL-TOURNAMENT TEAMS

1979

Shari Price, Western Kentucky (MVP)
Pam Chambers, Tennessee Tech
Peggy Gay, Eastern Kentucky
Jane Lockin, Western Kentucky
Sharon McClannahan, Middle Tennessee
Irene Moore, Morehead State
Jackie Mounts, Murray State
Donna Stephens, Morehead State
Michelle Stowers, Morehead State

1982

Anita Myers, Tennessee Tech (MVP)
Priscilla Blackford, Morehead State
Jerilynn Harper, Tennessee Tech
Gayle Kinzer, Austin Peay
Donna Stephens, Morehead State

1983

Holly Hoover, Middle Tennessee (MVP)
Priscilla Blackford, Morehead State
Eva Lemeh, Middle Tennessee
Jennifer McFall, Middle Tennessee
Chris Moye, Tennessee State

1984

Jennifer McFall, Middle Tennessee (MVP)
Tammy Burton, Tennessee Tech
Lisa Goodin, Eastern Kentucky
Cheryl Taylor, Tennessee Tech
Kim Webb, Middle Tennessee

1985

Kim Webb, Middle Tennessee (MVP)
Jennifer McFall, Middle Tennessee
Chris Moye, Tennessee Tech
Cheryl Taylor, Tennessee Tech
Kay Willbanks, Middle Tennessee

1986

Kim Webb, Middle Tennessee (MVP)
Chris Moye, Tennessee Tech
Tawanya Mucker, Middle Tennessee
Cheryl Taylor, Tennessee Tech
Kay Wilbanks, Middle Tennessee

1987

Cheryl Taylor, Tennessee Tech (MVP)
Melinda Clayton, Tennessee Tech
Geraldyn Feth, Murray State
Janet Ross, Middle Tennessee
Kim Webb, Middle Tennessee

1988

Melinda Clayton, Tenn. Tech (MVP)
Dorothy Bowers, Youngstown State
Sandy Brown, Middle Tennessee
Tawanya Mucker, Middle Tennessee
Cecilia Ramsey, Tennessee Tech

1989

Angela Moorehead, Tennessee Tech (MVP)
Melinda Clayton, Tennessee Tech
Tawanya Mucker, Middle Tennessee
Cecilia Ramsey, Tennessee Tech
Sheila Smith, Murray State

1990

Angela Moorehead, Tenn. Tech (MVP)
Stephanie Capley, Middle Tennessee
Melinda Clayton, Tennessee Tech
Karen Johnson, Murray State
Cecilia Ramsey, Tennessee Tech
Michelle Wenning, Murray State

1991

Angela Moorehead, Tennessee Tech (MVP)
Renay Adams, Tennessee Tech
Stephanie Capley, Middle Tennessee
Mitzi Rice, Tennessee Tech
Priscilla Robinson, Middle Tennessee

1992

Jaree Goodin, Eastern Kentucky (MVP)
Sherry Batten, Tennessee Tech
Dana Bilyeu, Tennessee Tech
Segena Mackeroy, Eastern Kentucky
Sherry Tucker, Middle Tennessee
Roschelle Vaughn, Tennessee Tech

1993

Roschelle Vaughn, Tennessee Tech (MVP)
Dana Bilyeu, Tennessee Tech
Jaree Goodin, Eastern Kentucky
Michelle Jackson, Middle Tennessee
Priscilla Robinson, Middle Tennessee
Connie Swift, Tennessee State

1994

Connie Swift, Tennessee State (MVP)
Carolyn Aldridge, Tennessee State
Taunya Lovelace, Tennessee Tech
Terrance Oglesby, Tennessee Tech
Colleen Polzin, Austin Peay
Priscilla Robinson, Middle Tennessee

1995

Connie Swift, Tennessee State (MVP)
Carolyn Aldridge, Tennessee State
Maisha Blanton, Eastern Kentucky
Taunya Lovelace, Tennessee State
Elizabeth Maxwell, Tennessee Tech
Sherry Tucker, Middle Tennessee

1996

Simone Caldwell, Austin Peay (MVP)
Jonelda Buck, Middle Tennessee
Sonja Cox, Austin Peay
Carlita Elder, Middle Tennessee
Stephanie Minor, Murray State
Sonia White, Austin Peay

1997

Laphelia Doss, Eastern Kentucky (MVP)
Amber Clark, Tennessee Tech
Amy Kieckbusch, Morehead State
Chrissy Roberts, Eastern Kentucky
Diane Seng, Tennessee Tech

1998

Bama Burrell, Middle Tennessee (MVP)
Carlita Elder, Middle Tennessee
Tessa Fields, Tennessee-Martin
Nichole Lockridge, Tennessee-Martin
Chrissy Roberts, Eastern Kentucky
Diane Seng, Tennessee Tech

1999

Diane Seng, Tennessee Tech (MVP)
Amber Clark, Tennessee Tech
Tessa Fields, Tennessee-Martin
Zabrina Harris, Tennessee-Martin
Janet Holt, Tennessee Tech
Schronda Moore, Tennessee State

2000

Diane Seng, Tennessee Tech (MVP)
Brooke Armistead, Austin Peay
Allison Clark, Tennessee Tech
Kelly Chavez, Austin Peay
Janet Holt, Tennessee Tech
Paige Smith, Austin Peay

2001

Brooke Armistead, Austin Peay (MVP)
Misty Garrett, Tennessee Tech
Gerlonda Hardin, Austin Peay
Janet Holt, Tennessee Tech
Paige Smith, Austin Peay
Travece Turner, Morehead State

2002

Gerlonda Hardin, Austin Peay (MVP)
Brooke Armistead, Austin Peay
Casey Bradford, Tennessee Tech
Janet Holt, Tennessee Tech
Katie Kelly, Eastern Kentucky

2003

Brooke Armistead, Austin Peay (MVP)
Lori Chase, Southeast Missouri
Emily Christian, Tennessee Tech
Gerlonda Hardin, Austin Peay
Paige Smith, Austin Peay
Kenja White, Southeast Missouri

2004

Gerlonda Hardin, Austin Peay (MVP)
Kera Bergeron, Austin Peay
Emily Christian, Tennessee Tech
Jessica Grayson, Austin Peay
Katie Kelly, Eastern Kentucky

2005

Miranda Eckerle, Eastern Kentucky (MVP)
Emily Christian, Tennessee Tech
Natalie Purcell, Southeast Missouri
Ashley Cazee, Eastern Kentucky
Tatiana Conceicao, Southeast Missouri

2006

Tatiana Conceicao, Southeast Missouri (MVP)
Emily Christian, Tennessee Tech
Alex Munday, Samford
Megen Gearhart, Morehead State
Lachelle Lyles, Southeast Missouri

2007

Sonya Daugherty, Southeast Missouri (MVP)
Amber Guffey, Murray State
Ashley N. Hayes, Murray State
Lachelle Lyles, Southeast Missouri
Alex Munday, Samford

2008

Amber Guffey, Murray State (MVP)
Shaleea Petty, Murray State
Ashley Hayes, Murray State
Rachel Galligan, Eastern Illinois
Taryn Towns, Samford

2009

April Thomas, Austin Peay (MVP)
Ashley Herring, Austin Peay
Emily Pullock, Austin Peay
Rachel Galligan, Eastern Illinois
Amber Guffey, Murray State

2010

Ashley Herring, Austin Peay (MVP)
Nicole Jamen, Austin Peay
Ta'Kenya Nixon, Eastern Illinois
Maggie Kloak, Eastern Illinois
Chynna Bozeman, Morehead State

WOMEN'S BASKETBALL TOURNAMENT RECORDS

Single Game - Team

Most Points

103 - Tennessee Tech, vs. Youngtown State (1983)

Most Field Goals Made

43 - Tennessee Tech, vs. Youngtown State (1983)

Most Field Goal Attempts

80 - Morehead State, vs. Youngtown State (1986)
80 - Middle Tennessee, vs. Morehead State (1986)

Best Field Goal Percentage

.652 - (43-of-66) Tennessee Tech, vs. Youngtown State (1986)

Fewest Field Goals Made

11 - Southeast Missouri vs. Eastern Illinois (2008)

Most Free Throws Made

32 - Southeast Missouri, vs. Eastern Illinois (2003)

Most Free Throw Attempts

45 - Southeast Missouri, vs. Eastern Illinois (2003)

Best Free Throw Percentage

1.000 (16-of-16) - Tennessee Tech, vs. UT Martin (2001)

Fewest Free Throws Made

1 - Eastern Illinois, vs. Tennessee Tech (2002)

Fewest Free Throw Attempts

2 - Morehead State, vs. Tennessee Tech (1982)

Most 3-point Field Goals Made

19 - Tennessee Tech, vs. UT Martin (2001)

Most 3-Point Field Goal Attempts

27 - Tennessee Tech, vs. UT Martin (2001)

Best 3-Point Field Goal Percentage (Min. 10 Attempts)

.704 (19-of-27) - Tennessee Tech, vs. UT Martin (2001)

Most Personal Fouls

32 - Eastern Kentucky, vs. UT Martin (1999)

Fewest Personal Fouls

6 - Tennessee Tech, vs. Eastern Illinois (2002)

Most Rebounds

62 - Morehead State, vs. Youngtown State (1982)

Most Turnovers

33 - Tennessee Tech, vs. Eastern Kentucky (2003)

Most Assists

30 - Tennessee Tech, vs. Youngtown State (1983)
30 - Morehead State, vs. UT Martin (2002)

Single Game - Two Teams

Most Points

189 - UT Martin (102) vs. Eastern Kentucky (87) (1999)

Fewest Points

108 - Southeast Missouri (57) vs. Samford (51) (2007)

Largest Margin of Victory

35 - Tennessee Tech (89) vs. Youngtown State (54) (1986)

Most Field Goals Made

75 - Tennessee Tech (43) vs. Youngtown State (32) (1983)

Most Field Goal Attempts

154 - Middle Tennessee (80) vs. Morehead St. (74)

Fewest Field Goals Made

33 - Eastern Kentucky (19) vs. Morehead State (14) (1997)

Most Free Throws Made

55 - Southeast Missouri (32) vs. Eastern Illinois (23) (2003)

Fewest Free Throws Made

11 - Tennessee Tech (7) vs. Eastern Illinois (4) (2000)

Most Personal Fouls

55 - Eastern Illinois (31) vs. Southeast Missouri (24) (2003)

Fewest Personal Fouls

19 - Tennessee Tech (7) vs. Eastern Illinois (12) (2000)

Single Game - Individual

Most Points

40 - Janet Holt, Tenn. Tech, vs. Austin Peay (2002)

Most Field Goals Made

15 - Angela Moorehead, Tenn. Tech, vs. Murray State (1990) and Middle Tennessee (1991)
15 - Diana Seng, Tennessee Tech, vs. Eastern Kentucky (1997)
15 - Janet Holt, Tennessee Tech, vs. Austin Peay (2002)

Most Field Goal Attempts

31 - Angela Moorehead, Tennessee Tech, vs. Murray State (1990)

Best Field Goal Percentage (Min. 10 Made)

1.000 (12-of-12) - Chastity Bohannon, UT Martin, vs. Tennessee State (1998)

Most Free Throws Made

14 - Tessa Fields, UT Martin, vs. Tennessee State (1998)

Most Consecutive Free Throws Made

14 - Tessa Fields, UT Martin, vs. Tennessee State (1998)

Most Free Throw Attempts

18 - Carina Souza, Southeast Missouri, vs. Eastern Illinois (2003)

Best Free Throw Percentage (Min. 10 Made)

1.000 - (14-of-14) - Tessa Fields, UT Martin, vs. Tennessee State (1998)

Most 3-Point Field Goals Made

8 - Dana Bilyeu, Tennessee Tech, vs. Southeast Missouri (1992)

Most Rebounds

23 - Priscilla Blackford, Morehead State, vs. Youngtown State (1982)

Most Steals

9 - Teresa McNair, Eastern Kentucky, vs. Tennessee Tech (2003)

Most Blocked Shots

9 - Renay Adams, Tennessee Tech, vs. Tennessee State (1991)

Tournament - Individual

Most Points

(3 games): 92 - Janet Holt, Tennessee Tech (2001)
(2 games): 60 - Jaree Goodin, Eastern Kentucky (1992)

Most Field Goals Made

(3 games): 33 - Janet Holt, Tennessee Tech (2001)

Most Field Goal Attempts

(3 games): 58 - Janet Holt, Tennessee Tech (2001)
(2 games): 59 - Angela Moorehead, Tennessee Tech (1990)

Most Free Throws Made

(3 games): 24 - Tessa Fields, UT Martin (1998); Janet Holt, Tennessee Tech (2001)
(2 games): 17 - Shelia Smith, Murray State (1989)

Most Free Throw Attempts

(3 games): 27 - Tessa Fields, UT Martin (1998)
(2 games): 24 - Connie Swift, Tennessee State (1994)

Most 3-point Field Goals Made

(3 games): 13 - Paige Smith, Austin Peay (2003)
(2 games): 9 - Sandy Brown, Middle Tenn. (1988); Dana Bilyeu, Tennessee Tech (1992)

Most Rebounds

(3 games): 50 - Lachelle Lyles, Southeast Missouri (2007)
(2 games): 32 - Melinda Clayton, Tennessee Tech (1988)

All-time Scoring Leader

252 - Brooke Armistead, Austin Peay (2000-03)

Tournament - Team

Most Points

261 - Tennessee Tech (2001) (3 games)

Most Field Goals

94 - Morehead State (1982) (3 games)

Most Field Goal Attempts

205 - Morehead State (1982) (3 games)

Fewest Field Goals Made

66 - Southeast Missouri (2008) (3 games)

Fewest Free Throws Made

24 - Murray State (1983) (2 games)

Fewest Free Throw Attempts

38 - Morehead State (1982) (3 games)

Most Personal Fouls

63 - Middle Tennessee (1996) (3 games)

Fewest Personal Fouls

41 - Southeast Missouri (2006) (3 games)

Most Rebounds

136 - Tennessee Tech (1994) (3 games)

WOMEN'S BASKETBALL NCAA TOURNAMENT HISTORY

Austin Peay (0-7 NCAA, 0-0 WNIT)

1996 - NCAA	#3 Clemson 79, #14 Austin Peay 52
2001 - NCAA	#1 Tennessee 80, #16 Austin Peay 38
2002 - NCAA	#2 Purdue 80, #15 Austin Peay 38
2003 - NCAA	#3 North Carolina 72, #14 Austin Peay 70
2004 - NCAA	#4 LSU 83, #13 Austin Peay 66
2009 - NCAA	#1 Duke 83, #16 Austin Peay 42
2010 - NCAA	#1 Tennessee 75, Austin Peay 42

Eastern Illinois (0-0 NCAA: 0-1 WNIT)

2010 - WNIT	Marquette 85, Eastern Illinois 56
-------------	-----------------------------------

Eastern Kentucky (0-2 NCAA, 1-1 WNIT)

1997 - NCAA	#2 Georgia #15 Eastern Kentucky 55
2001 - WNIT	Eastern Kentucky 72, SMS 65 (OT) Alabama 99, Eastern Kentucky 77
2005 - NCAA	#4 Arizona 87, #12 Eastern Kentucky

Morehead State (0-0 NCAA: 0-0 WNIT: 0-1 WBI)

2010 - WBI	College of Charleston 67, Morehead State 59
------------	---

Murray State (0-1 NCAA, 2-4 WNIT)

1989 - WNIT	Murray State 84, Richmond 73 San Diego State 97, Murray State 81 Toledo 107, Murray State 104
2007 - WNIT	Arkansas State 59, Murray State 52
2008 - NCAA	#3 Duke 78, #14 Murray State 57
2009 - WNIT	Murray State 67, UALR 65 Ole Miss 87, Murray State 49

Southeast Missouri (0-2 NCAA, 0-1 WNIT)

2006 - NCAA	#3 Stanford 72, #14 Southeast Missouri 45
2007 - NCAA	#3 Oklahoma 74, #14 Southeast Missouri 60
2008 - WNIT	Evansville 60, Southeast Missouri 58

Tennessee State (0-2 NCAA, 0-0 WNIT)

1994 - NCAA	#4 Southern Mississippi 86, #13 Tennessee State 72
1995 - NCAA	#5 Oregon State 88, #12 Tennessee State 75 (OT)

Tennessee Tech (3-10 NCAA, 2-3 WNIT)

1982 - NCAA	#1 Louisiana Tech 114, #8 Tennessee Tech 53
1985 - NCAA	#2 Georgia 91, #7 Tennessee Tech 74
1986 - WNIT	Northwestern Louisiana 77, Tennessee Tech 70 West Texas 78, Tennessee Tech 65 Tennessee Tech 79, Fresno State 76
1987 - NCAA	#7 Tennessee Tech 78, #10 Southern Mississippi 56 #2 Tennessee 95, #7 Tennessee Tech 59
1989 - NCAA	#11 Tennessee Tech 77, #6 South Carolina 73 #3 Iowa 77, #11 Tennessee Tech 75
1990 - NCAA	#7 Tennessee Tech 77, #10 Richmond 10 #2 Auburn 73, #10 Tennessee Tech 64
1991 - NCAA	#9 Southwest Missouri 94, #8 Tennessee Tech 64
1992 - NCAA	#5 Alabama 100, #12 Tennessee Tech 87
1993 - NCAA	#10 Old Dominion 77, #7 Tennessee Tech 60
1999 - NCAA	#2 Old Dominion 74, #15 Tennessee Tech 48
2000 - NCAA	#3 Texas Tech 83, #14 Tennessee Tech 54
2006 - WNIT	Tennessee Tech 56, Belmont 55 Western Kentucky 83, Tennessee Tech 66

UT Martin (0-0 NCAA, 1-1 WNIT)

1999 - WNIT	UT Martin 77, Mississippi 66 Memphis 87, UT Martin 73
-------------	--

Former OVC Members

Middle Tennessee (2-7 NCAA, 0-1 WNIT)

1983 - NCAA	Middle Tennessee 64, Jackson State 61 #1 Louisiana Tech 91, #8 Middle Tennessee 59
1984 - NCAA	#3 Tennessee 70, #6 Middle Tennessee 59
1985 - NCAA	#4 Western Kentucky 90, #5 Middle Tennessee 83
1986 - NCAA	#10 Middle Tennessee 78, #7 South Carolina 77 (OT) #2 Louisiana State 78, #10 Middle Tennessee 65
1988 - NCAA	#7 Kansas 81, #10 Middle Tennessee 75
1996 - NCAA	#4 Kansas 72, #13 Middle Tennessee 57

Year-by-Year Breakdown

NCAA Tournament

1982	First Round (Midwest Regional - Ruston, La.) #1 Louisiana Tech (eventual NCAA Champion) 114, #8 Tennessee Tech 53
1983	Opening Round (Midwest Regional - Jackson, Miss.) Middle Tennessee 64, Jackson State 61 First Round (Midwest Regional - Ruston, La.) #1 Louisiana Tech (eventual NCAA Runner-up) 91, #8 Middle Tennessee 59
1984	First Round (Midwest Regional - Knoxville, Tenn.) #3 Tennessee (eventual NCAA Runner-up) 70, #6 Middle Tennessee 52
1985	First Round (West Regional - Athens, Ga.) #2 Georgia (NCAA Finalist) 91, #7 Tennessee Tech 75 First Round (Midwest Regional - Bowling Green, Ky.) #4 Western Kentucky 90, #5 Middle Tennessee 83
1986	First Round (Midwest Regional - Columbia, S.C.) #10 Middle Tennessee 78, #7 South Carolina 77 (OT) Second Round (Midwest Regional - Baton Rouge, La.) #2 Louisiana State 78, #10 Middle Tennessee 65
1987	First Round (Midwest Regional - Cookeville, Tenn.) #7 Tennessee Tech 78, #10 Southern Mississippi 56 Second Round (Midwest Regional - Knoxville, Tenn.) #2 Tennessee (eventual NCAA Champion) 95, #7 Tennessee Tech 59
1988	First Round (Midwest Regional - Lawrence, Kan.) #7 Kansas 81, #10 Middle Tennessee 75
1989	First Round (Midwest Regional - Columbia, S.C.) #11 Tennessee Tech 77, #6 South Carolina 73 Second Round (Midwest Regional - Iowa City, Iowa) #3 Iowa 77, #11 Tennessee Tech 75
1990	First Round (Midwest Regional - Cookeville, Tenn.) #7 Tennessee Tech 77, #10 Richmond 59 Second Round (Midwest Regional - Cookeville, Tenn.) #2 Auburn 73, #10 Tennessee Tech 54
1991	First Round (Midwest Regional - Springfield, Mo.) #8 Southwest Missouri 94, #9 Tennessee Tech 64
1992	First Round (Midwest Regional - Tuscaloosa, Ala.) #5 Alabama 100, #12 Tennessee Tech 60
1993	First Round (Midwest Regional - Norfolk, Va.) #7 Old Dominion 77, #10 Tennessee Tech 60
1994	First Round (East Regional - Hattiesburg, Miss.) #4 Southern Mississippi 86, #13 Tennessee State 72
1995	First Round (Midwest Regional - Bowling Green, Ky.) #5 Oregon State 88, #12 Tennessee State 75 (OT)
1996	First Round (Midwest Regional - Clemson, S.C.) #3 Clemson 79, #14 Austin Peay 52 First Round (East Regional - Lawrence, Kan.) #4 Kansas 72, #13 Middle Tennessee 57
1997	First Round (West Regional - Athens, Ga.) #2 Georgia 91, #15 Eastern Kentucky 55
1998	First Round (West Regional - Durham, N.C.) #2 Duke 92, #15 Middle Tennessee 67
1999	First Round (East Regional - Norfolk, Va.) #2 Old Dominion 74, #15 Tennessee Tech 48
2000	First Round (Midwest Regional - Lubbock, Texas) #3 Texas Tech 83, #14 Tennessee Tech 54
2001	First Round (Midwest Regional - Knoxville, Tenn.) #1 Tennessee 80, #16 Austin Peay 38
2002	First Round (Midwest Regional - West Lafayette, Ind.) #2 Purdue 80, #15 Austin Peay 49
2003	First Round (Midwest Regional - Boulder, Colo.) #3 North Carolina 72, #14 Austin Peay 70
2004	First Round (West Regional - Baton Rouge, La.) #4 LSU 83, #13 Austin Peay 66
2005	First Round (Tempe Regional - Fresno, Calif.) #4 Arizona 87, #12 Eastern Kentucky 65
2006	First Round (San Antonio Regional - Denver, Colo.) #3 Stanford 72, #14 Southeast Missouri 45
2007	First Round (Dayton Regional - Austin, Texas) #3 Oklahoma 74, #14 Southeast Missouri 60
2008	First Round (Oklahoma City Regional - College Park, Md.) #3 Duke 78, #14 Murray State 57
2009	First Round (Berkeley Regional - East Lansing, Mich.) #1 Duke 83, #16 Austin Peay 42
2010	First Round (Memphis Region - Knoxville, Tenn.) #1 Tennessee 75, #16 Austin Peay 42

Women's National Invitational Tournament (WNIT)

- 1986 (Amarillo, Texas)**
Northwestern Louisiana 77, Tennessee Tech 70
West Texas 78, Tennessee Tech 65
Tennessee Tech 79, Fresno State 76
- 1989 First Round (Amarillo, Texas)**
Murray State 84, Richmond 73
Second Round (Amarillo, Texas)
San Diego State 97, Murray State 81
Consolation Round (Amarillo, Texas)
- 1999 First Round (Memphis, Tenn.)**
Memphis 71, Middle Tennessee 61
First Round (Martin, Tenn.)
Tennessee-Martin 77, Mississippi 66
Second Round (Memphis, Tenn.)
Memphis 87, Tennessee-Martin 73
- 2001 First Round (Springfield, Mo.)**
Eastern Kentucky 72, SMS 65 (OT)
Second Round (Richmond, Ky.)
Alabama 99, Eastern Kentucky 77
- 2006 Opening Round (Cookeville, Tenn.)**
Tennessee Tech 56, Belmont 55
First Round (Bowling Green, Ky.)
Western Kentucky 83, Tennessee Tech 66
- 2007 First Round (Jonesboro, Ark.)**
Arkansas State 59, Murray State 52
- 2008 First Round (Evansville, Ind.)**
Evansville 60, Southeast Missouri 58
- 2009 First Round (Little Rock, Ark.)**
Murray State 67, Arkansas-Little Rock 65
Second Round (Oxford, Miss.)
Mississippi 87, Murray State 49
- 2010 First Round (Milkwaukee, Wis.)**
Marquette 85, Eastern Illinois 56



Former Eastern Kentucky skipper Larry Joe Inman compiled a league-leading 480 victories during his 20 years at Eastern Kentucky and eight season at former OVC member Middle Tennessee. Inman is the only coach to earn the OVC Coach of the Year award at two insitutions, capturing the honor three times at MTSU and five times at EKU.

Women's Basketball Invitational

- 2010 Opening Round (Morehead, Ky.)**
College of Charleston 67, Morehead State 59

AIAW State Tournaments

- 1979 KENTUCKY**
First Round
Louisville 70, Western Kentucky 67
Northern Kentucky, Eastern Kentucky 65
Kentucky 82, Murray State 59
Second Round
Morehead State 69, Louisville 66
Championship
Morehead State 73, Northern Kentucky 65
- OHIO**
Youngstown State 67, Akron 43
Cincinnati 67, Akron 41
- TENNESSEE**
First Round
Tennessee Tech 70, Vanderbilt 49
East Tennessee 55, Middle Tennessee 53
Second Round
Tennessee Tech 56, East Tennessee 53
Championship
Tennessee 85, Tennessee Tech 60
- 1981 KENTUCKY**
Morehead State vs. Eastern Kentucky
- TENNESSEE**
First Round (Memphis, Tenn.)
Austin Peay vs. Tennessee-Martin
Middle Tennessee vs. Memphis State
Tennessee Tech vs. Vanderbilt

AIAW Region II Championship

- 1979 First Round (Knoxville, Tenn.)**
North Carolina State 89, Tennessee Tech 72
South Carolina 70, Morehead State 64

WOMEN'S BASKETBALL

Fundamentals

THEY'VE GOT GOOD SKILLS.

High Quality of Play

THESE WOMEN CAN PLAY.

Role Models

WE'RE PROUD TO HAVE THEM AS PART OF THIS COMMUNITY.

Family-Oriented

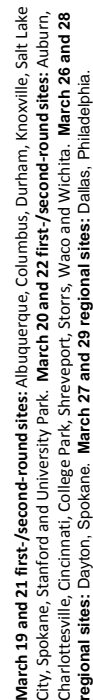
THIS GAME IS GREAT ENTERTAINMENT VALUE FOR MY FAMILY.

Sportsmanship

THESE WOMEN ARE GOOD SPORTS AND GREAT ROLE MODELS.



ALL DAY. EVERY DAY.
OUR GAME.™



© 2010 National Collegiate Athletic Association. No commercial use without the NCAA's written permission. The NCAA opposes all sports wagering. This bracket should not be used for sweepstakes, contests, office pools or other gambling activities.